

May 18, 2021

DARE COUNTY HEALTH AND HUMAN SERVICES BOARD
MEETING

- Call to Order
- Moment of Silent Meditation
- Approval of Agenda
- Public Comment
- Consent Agenda
 - Approval of Minutes from February 23, 2021, meeting (Item 1)
 - FY 2020/21 Health, Social Services and Veteran's Budget as of March 31, 2021 (Item 2, 3 and 4)
 - Personnel Report: January 1 – March 31, 2021 (Item 5)
 - Public Health Turnover Report through March 31 (Item 6)
 - Social Services Turnover Report through March 31 (Item 7)
 - Grants (Item 8)

Establish a nominating committee for chair/vice chair and any upcoming board vacancies. Dr. Lige (received application from Dr. Ashley Clower), David Ryan, Kaye White and also LTanya Murray (eligible for reappointment).

Departmental

- Health and Social Service Two Year Budget (Item 9 and 10)

Director's Comments

Social Services

Division Director's Report

Health

- Annual Review of Communicable Disease – Benchmark 38.1 (Item 11)
- Home Health and Hospice Quarterly Ethics, performance improvement, complaints and contract monitoring report
- Annual Review of Dare Home Health & Hospice Policies and Procedures
- Annual Review of Fee Schedules (Item 12 – Clinic, Item 13 – CPR, Item 14 – Environmental Health, Item 15 – Home Health & Hospice)

Division Director's Report

- Board Comments
- Other Old/New Business
- Adjournment

Next meeting August 24, 2021

APPLICATION FOR APPOINTMENT TO
DARE COUNTY ADVISORY BOARDS AND COMMITTEES

The Dare County Board of Commissioners believes all citizens should have the opportunity to participate in governmental decisions. One way of participating is by serving as a citizen member on one of the county's advisory boards or committees. If you would like to be considered for appointment to an advisory board or committee, please complete the form below and mail to Cheryl Anby, P.O. Box 1000, Manteo, N.C. 27954 or fax it to her at 473-1817, or send it by email to cheryl.anby@darenc.com

Advisory Board or Committee interested in:

1st choice Department of Health and Human Services

2nd choice _____

3rd choice _____

Name Ashley Clower

Address 162 S. Dogwood Trl

City/State/Zip Kitty Hawk, NC, 27949

Email Address aclower.surfpedis@gmail.com

Telephone Home: 732-691-0927

Business: 252-449-5200

Resident of Dare County: yes no

Occupation: Pediatrician

Business Address: 400 S. Croatan Hwy, Kill Devil Hills, NC, 27948

Educational background:

BS in biology with minor in chemistry at Univ. of North Carolina, Wilmington
MD from St. George's University, Pediatric residency at East Carolina Univ.

Business and civic experience and skills:

I work as a Pediatrician for Surf Pediatrics and Medicine
and we are involved in many community efforts to engage kids in
their health. I also served as the community service chair in residency, participating
in many outreach events and volunteer endeavors.

Other Boards/Committees/Commissions on which you presently serve:


N/A

REFERENCES

List three persons who are not related to you and who have definite knowledge of your qualifications for the position for which you are applying.

Name	Business/Occupation	Address	Telephone
Christian Lige	Surf Pediatrics	400 S Croatan Hwy	252 444 5200
Jen Nieman	"	"	"
Karin Hillenbrand	ECU Pediatric Residency Director	600 Moye Blvd Greenville NC	252 744 2540

I understand this application will be kept on the active file for three years and I hereby authorize Dare County to verify all information included in this application.

Date: 03/24/2021 Signature of applicant: 

FOR OFFICE USE ONLY:

Date received: _____

Dare County Health and Human Services Board

Minutes

February 23, 2021

Members Present:

Mr. Tim Shearin, Chair
Mr. Kevin Phillips, Vice Chair
Mr. David Ryan
Dr. James Woodson
Dr. Mark Grossman
Mr. Wally Overman
Mr. Chris Roberts
Mr. Frank Hester
Dr. Christian Lige
Ms. Ashley Jackson
Commissioner Ervin Bateman
Dr. Daniel Jones
Mr. Nick Kiouisis
Ms. Alexis Hodges
Ms. Kaye White
Ms. Janine Sewell
Dr. Mark Grossman

Members Absent:

None

Guests:

Mr. Josh Coltrain, EH Supervisor
Ms. Kelly Nettnin, Public Health Educator

Executive Staff:

Dr. Sheila Davies, DHHS Director
Mr. Chuck Lycett, Social Services Director
Ms. Bonnie Plafcan, Admin. Officer, Public Health
Ms. Tammy Reber, Sr. Admin. Officer, Social Services

Quorum Present: YES

Agenda Item	Discussion, Conclusions, Recommendations	Action, Follow-up	Responsible Party	Due Date
I. Call to Order	The meeting was held virtually with Chair Shearin calling the meeting to order at 6:30 p.m. and asking for a moment of silence.	N/A		
II. Approval of Agenda	Chair Shearin, asked for a motion to approve the agenda. A motion was made by Dr. Lige, seconded by Mr. Jones and unanimously approved by the Board.	Agenda Approved		
III. Public Comment	Dr. Davies reported that no public comments were received.	N/A		

<p>IV. Consent Agenda</p>	<p>The Board reviewed the minutes of the December 8, 2020, meeting; the Division of Public Health, Social Services and Veteran's Quarterly Budget Reports; the Quarterly Personnel Turnover Report, The Quarterly Personnel Review and a list of current grants.</p> <p>A motion to approve the Consent Agenda was made by Mr. Overman, seconded Dr. Lige and unanimously approved by the Board.</p>	<p>Consent Agenda Approved</p>		
<p>V. Departmental</p> <p>Annual Report Kelly Nettin</p> <p>Conflict of Interest</p> <p>Annual Community Child Protection Team/Child Fatality Team Report</p> <p>COVID Update</p>	<p>Dr. Davies introduced Kelly Nettin, Public Health Educator, who reviewed the 2019/2020 Annual Report. Ms. Nettin explained that thanks to the request of Mr. Hester last year, this year's report shows a comparison to the previous year. Ms. Nettin reviewed the data and explained what Dare County was doing for the at-risk populations and those who are under served and under insured. Some highlights of the report:</p> <ul style="list-style-type: none"> • Increase in new patients for the Breast & Cervical Control program as well as an increase in preventative and diagnostic services. • Decrease in complaints needing investigative and swimming adversaries for Environmental Health. • Health Education focused on substance abuse recovery increasing the Keeping Current Participants and distributing 175 Narcan Kits. • Hospice more than doubled the skilled nurse visits and Home Health had an increase in the number of patients served. • Adult Protective Services had an increase in the number of reports. • Children Services had an increase in reports, reports screened in and petitions filed. • Economic Services again saw an increase in medical assistance applications. • Low Income Energy Assistance Program spending decreased. • Veterans Services showed a decrease in those enrolled in health care and in pension claims. <p>The Board thanked Ms. Nettin for her presentation and the Department for their good work.</p> <p>Dr. Davies reminded Board members to review and complete the Conflict of Interest/Ethical Behavior Statement that was emailed out with the Board packet.</p> <p>Dr. Davies called on Mr. Lycett to review the Annual Community Child Protection Team/Child Fatality Team. Mr. Lycett stated that there were no child fatalities to review and the team reviewed a Child Protection Team case and identified the lack of therapists who work with young children and who are currently accepting new patients.</p> <p>Dr. Davies asked Mr. Lycett to update the Board on construction. WIC staff willing relocated to a trailer to assist construction staff. Both existing buildings are being rewired. Dr. Davies expressed her gratefulness for Mr. Lycett's leadership on this project.</p> <p>COVID trends are all heading in the right direction. Last week 37 new cases were reported, the lowest number of cases since early October. Currently Dare County has just under 40 active cases.</p>	<p>Board to sign</p>	<p>T. Reber</p>	

	<p>School goes back into session face to face next Monday. Dr. Davies has been working with the school superintendent to ensure safety. Dr. Lige asked what new strategies will be in place. Dr. Davies stated that assigned seating and hall monitoring will be implemented. Teachers who have been fully vaccinated and are two weeks past their second dose, will not need to be quarantined for 90 days. Ms. Murray stated that the schools are also asking that the adults not congregate. To date 12,000 vaccines have been administered. Dare received its first allotment on December 22. Since then allotments have been coming weekly. It has been a battle to get additional vaccines. Dr. Davies continues to request vaccines for mega events. Dare County has the capacity to administer 3,000 vaccines per week. Ms. Sewell asked about Walgreens administering vaccines. Walgreens allocation will come directly from the Federal Government so it has no impact on the Health Depts. vaccine allotment. On March 13 Dare County can start accepting reservations for essential personnel (Phase 3). Dare currently has 2,200 on the waiting list for Phase 2 vaccines. Mr. Overman asked about the wait time for those who register for the vaccine online. Dr. Davies said that with the limited vaccine doses received it could be several weeks before some can get the vaccine.</p>			
<p>VI. Social Services Chuck Lycett</p>	<p>Mr. Lycett reviewed the MOU of Performance Measures. These performance measures were put on hold due to COVID. However, beginning in January new measures have been put in place. These measures will continue through June 30. The State plans to have a public dashboard in place by July. Once finalized you will be able to view Dare County's figures as well as compare Dare to other counties. Mr. Lycett will make Board members aware when Dashboard is live.</p> <p>Mr. Lycett told the Board that Social Services was proposing a flat budget for FY 22 and 23. A purchase of a new van for Child Welfare was requested in FY 23 but a reduction in the Northwoods Platform (case management software used by Family Services and Adult Services) was also budgeted. The only increase to the budget at this time would be for COLA and merits which the Commissioners vote one.</p> <p>The State is moving forward with Medicaid Managed Care. Managed Care will begin on July 1. Open enrollment runs from March 15 through May 15. Recipients who do not chose one of the 4 offered plans will be auto enrolled. The recipient will have 90 days to switch plans. Dare County has 6,317 Medicaid recipients. Of those, 4,080 will be moving into Managed Care. An additional 13% will be switched to Managed Care in 2022. There is an additional 22% (Family Planning) who are excluded from Managed Care.</p>			
<p>VII. Public Health – Sheila Davies</p>	<p>Dr. Davies gave a Home Health and Hospice Quarterly Ethics, performance improvement and complaints report for the past two quarters.</p> <p>Dr. Davies explained that the Quality Improvement Program pulls data from the Community Assessment of Healthcare Providers and Systems (CAHPS). This information is comprised of information from the patient satisfaction surveys and from CMS patient outcome assessments. The results for Home Health are divided into 5 domains and for Hospice 9 domains. Home Health maintained ratings above the national average and cohort groups. Dare Hospice which routinely schools above the national and cohort rankings had a</p>	<p>HH&H Quarterly Reports</p>		

<p>Home Health and Hospice Update</p>	<p>decreased rating in the domain which involves patients getting help for their symptoms in the second quarter. Eight surveys were conducted and two of those had negative comments. This may be attributed to the lack of staff and the inexperience of new staff played a part in these negative results. Staff training has taken place and we will continue to monitor for improvement.</p> <p>During the first two quarters, 142 Medicare/Medicaid episodes and 6 adverse events were identified. In each adverse event, the charts are audited and most often events are attributed to patients who are transitioning to the hospice program and a decline in their condition is expected. Our adverse event percentage remains well below the nation average.</p> <p>CMS has initiated programs where new patients must be registered within 5 calendar days and the claims submitted within 30 days. This is problematic because often we do not receive the signed documentation from the referral sources in this time frame. CMS also changed the billing cycle from 60 day episodes to 30 days for home health patients. This has increased the workload of the business office.</p> <p>There were 3 complaints received during the first 2 quarters. Two of these involved our agency not being able to provide services due to staffing issues. Efforts are being made to recruit nurses but hiring has been difficult and only a very few applications have been received. The 3rd complaint pertained to the communication style of one of the nurses and perceived lack of communication between our nurse and a community agency. The nurse was counseled, apologies made and the patient served.</p> <p>Ethics is a standing agenda item for our monthly staff meetings. During the last 2 quarters discussion has taken place about the patient's right to withdraw food and fluid, chain of authority for decision making in the absence of a power of attorney and the ability of our agency to provide care in cases where there is not a reliable caregiver. Any situation that does not lend itself to comfortable consensus for a solution is referred to the hospice interdisciplinary team for further discussion.</p> <p>Contracts with the vendors for hospice pharmacy assistance and for data collection were revisited when the annual fees came due. Other contracts are monitored internally and did not require renewal during these quarters.</p> <p>Dr. Davies said that according to accreditation guidelines, an annual report must also be presented to the Board. Dr. Davies stated that she will email the annual report to the Board tomorrow.</p> <p>Dr. Davies stated that since the last meeting the Board of Commissioners received a presentation from the County Manager regarding the staffing and fiscal challenges of Home Health and Hospice. The Commissioners authorized the County Manager to enlist a consultant to see if there is any interest from outside agencies to purchase the HH&H program. This process has started. Staff are nervous. Dr. Lige asked if the Department has had any applications from nurses. Dr. Davies shared that the county had downgraded</p>	<p>Email Home Health and Hospice Annual Report</p>	<p>Dr. Davies</p>	
---------------------------------------	---	--	-------------------	--

	<p>some nursing positions to LPNs. There is one LPN and one PHNIII scheduled to start in March. Currently there are 3 field nurses as opposed to the 7 or 8 needed. Dr. Grossman asked where these recruitment announcements are placed. Dr. Davies answered that they are posted on the county website and recently they have been listed with ECU School of Nursing and the hospital is sharing some applications they received as they want us to be successful. We have also done some paid advertising. There was much discussion about the nursing shortage and possible incentives. Mr. Overman stated that the county is working on workforce housing. Dr. Davies stated that the agency is not having as much difficulty hiring school or clinic nurses. Home Health and Hospice positions are not as desirable.</p>			
VIII. Board Member Comments	<p>Mr. Shearin stated that the Health Dept. has an excellent job organizing the vaccine sites.</p> <p>Mr. Overman commented that the county has received a large amount of positive feedback from the public regarding the good job Dr. Davies and staff have done with the clinics. He suggested that the Board give out letters of recognition to staff. The board agreed. Mr. Overman stated that he attended a 2 hour meeting with Trillium yesterday discussing services for adults and children. He said the county owes a great deal of thanks to Chuck Lycett for the tremendous job he and his team do in Social Services in a constantly changing system.</p> <p>Ms. Hodges agrees that there should be a letter written to the staff at DHHS.</p> <p>Dr. Grossman had a person come in today who has had her second vaccine and she said without Dr. Davies she doesn't feel that the vaccines would have been available.</p> <p>Mr. Kiuosis's mother who has just received her second vaccine and the whole process was easy. Thanks for all your hard work.</p> <p>Dr. Lige asked Mr. Overman about the 16 year old who was involved in a significant car accident. He has written a letter to a couple of the congressman asking for medians or other safety measures on the bypass. Dr. Lige asked if there was any interest from the Board to help push this? Mr. Overman stated that he should reach out to DOT. Ms. Hodges asked if the Board could address this issue. Dr. Davies stated that Dr. Lige could pursue this as a public health issue if the Board agreed. The Board expressed interest.</p> <p>Dr. Davies thanked the Board for the praise and compliments but felt it important to point out that what an amazing team we have and what roles everyone has played to make this effort successful.</p>	<p>Draft Recognition letter.</p> <p>Dr. Davies and Dr. Lige to talk off line.</p>	Dr. Davies	
IX. Adjournment	<p>Next meeting is scheduled for May 18, 2021. The meeting was adjourned at 8:20 p.m. on a motion by Ms. Hodges, seconded by Mr. Kiuosis and unanimously approved by the Board.</p>			
Board Chair Approval	<p>Tim Shearin, Chair</p>			



**DARE COUNTY DHHS PUBLIC HEALTH DIVISION
FY 2021 YTD BUDGET REPORT
AS OF MARCH 31, 2021
SUMMARY**

FY 2021, Period 9
As of 04/12/21

	ORIGINAL APPROP	TRANSFER/ ADJUSTMENT	REVISED BUDGET	YTD ACTUAL	MTD ACUTAL	ENCUMB- RANCES	AVAILABLE BUDGET	PCT USED
REVENUE/EXPENSE TOTALS								
TOTAL HEALTH REVENUES	(4,538,582)	(532,844)	(5,071,426)	(2,913,511)	(404,823)	-	(2,157,915)	57.4%
TOTAL HEALTH EXPENSES	8,522,825	768,676	9,291,501	5,925,478	626,154	169,112	3,196,911	65.6%
TOTAL REVENUE(OVER)/UNDER EXPENSES	3,984,243	235,832	4,220,075	3,011,967	221,331	169,112	1,038,996	75.4%
	-	-	-	-	-	-	0	

TOTAL HEALTH REVENUE %	53%	69%	55%	49%
TOTAL HEALTH EXPENSES %	100%	100%	100%	100%
LOCAL %	47%	31%	45%	51%

SALARY/BENEFIT BUDGET %	80%	84%	80%	82%
OPERATING BUDGET %	20%	16%	20%	18%
TOTAL BUDGET %	100%	100%	100%	100%

EXPENSES BY LINE ITEM

104600 500200 Salaries	4,644,140	492,972	5,137,112	3,375,940	342,104	-	1,761,172	65.7%
104600 500300 FICA	355,274	37,733	393,007	247,080	24,896	-	145,927	62.9%
104600 500400 Retirement	449,850	50,578	500,428	326,234	32,123	-	174,194	65.2%
104600 500500 Health Insurance	1,198,083	66,628	1,264,711	817,655	88,253	-	447,056	64.7%
104600 500700 Retiree Health Insurance	7,797	-	7,797	7,797	7,797	-	-	100.0%
104600 500705 Retiree Health Insurance-Pre 65	133,302	-	133,302	99,977	11,109	-	33,326	75.0%
104600 510700 Contract Services	583,333	7,237	590,570	363,252	15,593	45,817	181,501	69.3%
104600 510800 Technical Support	104,495	-	104,495	73,548	-	20,842	10,104	90.3%
104600 510900 Professional Services	130,000	(33,965)	96,035	59,860	15,136	-	36,175	62.3%
104600 511100 Telephone & Postage	48,742	8,883	57,625	40,148	4,404	-	17,476	69.7%
104600 511300 Utilities	56,200	-	56,200	37,972	7,588	-	18,228	67.6%
104600 511501 Maint & Repair - Equipment	2,500	-	2,500	1,072	77	248	1,180	52.8%
104600 511502 Maint & Repair - Building	5,000	-	5,000	1,621	-	-	3,379	32.4%
104600 511503 Maint & Repair - Vehicle	13,625	700	14,325	4,939	209	-	9,386	34.5%
104600 512102 Copier Program	27,400	-	27,400	14,345	4,662	-	13,055	52.4%
104600 512103 Leases - PC's	4,550	-	4,550	2,961	-	-	1,589	65.1%
104600 513100 Fuel	25,700	-	25,700	7,445	884	803	17,452	32.1%
104600 513303 Supplies - Medical	277,618	-	277,618	179,294	44,390	56,792	41,533	85.0%
104600 513306 Supplies - Vaccines	7,500	16,000	23,500	5,243	-	1,481	16,776	28.6%
104600 513323 Materials & Resources	1,250	-	1,250	231	-	-	1,019	18.5%
104600 513400 Operating	159,037	95,371	254,408	80,442	14,234	31,484	142,482	44.0%
104600 516100 Shop Overhead	50,765	-	50,765	38,074	4,230	-	12,691	75.0%
104600 525000 Training	3,000	-	3,000	-	-	-	3,000	0.0%
104600 525100 Travel	45,052	(4,050)	41,002	1,900	1,030	645	38,457	6.2%
104600 525200 Dues & Subscriptions	11,500	-	11,500	9,446	-	-	2,054	82.1%
104600 525400 Insurance & Bonds	89,212	-	89,212	66,909	7,434	-	22,303	75.0%
104600 525600 Advertising & Promotion	20,400	22,590	42,990	11,470	-	3,500	28,021	34.8%
104600 537400 Capital Outlay	-	8,000	8,000	-	-	7,500	500	93.8%
104600 560061 Community Care Clinic	67,500	-	67,500	50,625	-	-	16,875	75.0%
TOTAL EXPENSES	8,522,825	768,676	9,291,501	5,925,478	626,154	169,112	3,196,911	65.6%

REVENUE BY SOURCE

103027 4242xx State/Federal	(608,762)	(414,844)	(1,023,606)	(678,445)	(106,968)	-	(345,161)	66.3%
103052 4442xx Fees/Insurance	(1,542,469)	(92,500)	(1,634,969)	(747,980)	(123,054)	-	(886,989)	45.7%
103052 464350 Medicare	(1,566,709)	-	(1,566,709)	(1,070,835)	(105,259)	-	(495,874)	68.3%
103052 4642xx Medicaid	(156,901)	-	(156,901)	(81,524)	(11,398)	-	(75,377)	52.0%
103053 441092 Medicaid Cost Settlement	(275,000)	-	(275,000)	(64,476)	-	-	(210,524)	23.4%
103052 4647xx Grants/Contracts	(358,741)	(25,500)	(384,241)	(260,196)	(57,973)	-	(124,045)	67.7%
103052 465xxx Donations	(30,000)	-	(30,000)	(10,055)	(172)	-	(19,945)	33.5%
103052 4601xx Miscellaneous	-	-	-	-	-	-	-	#DIV/0!
103052 464350 Account Receivable	-	-	-	-	-	-	-	#DIV/0!
TOTAL REVENUE	(4,538,582)	(532,844)	(5,071,426)	(2,913,511)	(404,823)	-	(2,157,915)	57.4%

DARE COUNTY SOCIAL SERVICES DIVISION

FY 2021 YTD BUDGET REPORT

SUMMARY AS OF MARCH 31, 2020

ACCOUNT	ACCOUNT DESCRIPTION	ORIGINAL APPROP	REVISED BUDGET	YTD EXPENDED	MTD Actual	ENCUMB- RANCES	AVAILABLE BUDGET	% USED
<u>REVENUE/EXPENSE TOTALS</u>								
TOTAL SOCIAL SERVICES REVENUES		-4,446,589	-4,536,125	-2,309,044	-346,368	0	-2,227,081	51
TOTAL SOCIAL SERVICES EXPENSES		9,473,827	10,207,076	6,755,427	710,643	10,230	3,441,419	66
TOTAL REVENUE(OVER)/UNDER EXPENSES		5,027,238	5,670,951	4,446,383	364,275	10,230	1,214,338	78
Total SS Revenue %		47%	44%	34%				
Local %		53%	56%	66%				
Salary/Benefit Budget %		75%	72%	77%				
Operating Budget %		25%	28%	23%				
<u>EXPENSES BY LINE ITEM</u>								
104610 500200	Salaries	3,897,406	4,081,855	2,904,440	287,354	0	1,177,415	71
104610 500201	Salaries-Part Time	11,520	11,520	5,937	692	0	5,583	52
104610 200207	Salaries - Overtime Pay	5,060	5,060	3,700	1,400	0	1,360	73
104610 200208	On Call	45,715	45,715	29,649	2,897	0	16,066	65
104610 500300	FICA	302,917	317,028	212,960	21,001	0	104,068	67
104610 500400	Retirement	402,984	421,817	299,861	29,669	0	121,956	71
104610 500500	Health Insurance	1,201,244	1,201,244	868,415	95,010	0	332,829	72
104610 500501	Life Insurance	8,130	8,130	6,133	679	0	1,997	75
104610 500700	Retiree Health Insurance	6,804	6,804	6,804	6,804	0	0	100
104610 500705	Retiree Health Pre-65	90,600	90,600	67,950	7,550	0	22,650	75
104610 500900	Longevity	59,892	59,892	47,328	7,406	0	12,564	79
104610 510700	Contracted Services	11,450	11,450	3,181	1,734	0	8,269	28
104610 510800	Tech support	100,979	100,979	97,070	0	0	3,909	96
104610 510906	Board Memembers Expense	2,800	2,800	0	0	0	2,800	0
104610 511100	Telephone & Postage	35,000	35,000	24,294	2,767	0	10,706	69
104610 511300	Utilities	65,000	65,000	41,940	9,171	0	23,060	65
104610 511501	Maint & Repair-Equipment	1,800	1,800	620	0	0	1,180	34
104610 511502	Maint & Repair-Building	3,975	3,975	2,563	77	0	1,412	65
104610 511503	Maint & Repair-Vehicles	14,500	14,500	8,533	1,723	0	5,967	59
104610 511904	Birth Certificate Fees	250	250	0	0	0	250	0
104610 512102	Leases-Copiers	20,500	20,500	9,322	3,148	0	11,178	46
104610 512103	Leases-PC's	700	700	456	0	0	244	65
104610 513100	Fuel	20,000	20,000	6,231	977	1,180	12,589	37
104610 513300	Supplies	35,108	46,508	38,092	2,551	1,826	6,589	86
104610 513300	Supplies - ADP Equipment	7,000	20,000	15,081	497	0	4,919	75
104610 516100	Shop Overhead	54,603	54,603	40,952	4,550	0	13,651	75
104610 525100	Travel	45,203	41,903	2,494	1,336	0	39,409	6
104610 525200	Dues & Subscriptions	1,700	1,700	1,789	0	0	-89	105
104610 525400	Insurance & Bonds	78,930	78,930	59,198	6,578	0	19,733	75

104610 525700	Miscellaneous	850	850	0	0	0	850	0
104610 525701	Bank Fees	350	350	16	0	0	334	5
104610-534700	Capital Outlay	0	3,300	2,541	2,541	759	0	100
104610 550100	Food Stamp Issuance	6,500	6,500	4,022	451	0	2,478	62
104610 550200	Nonreportable Costs	15,200	30,200	22,900	137	0	7,300	76
104611 560001	Childre & Youth Partnership	193,500	193,500	145,125	0	0	48,375	75
104611 560046	OBX Room in the Inn	8,000	8,000	6,000	0	0	2,000	75
104611 560056	Interfaith Comm. Outreach	30,000	30,000	22,500	0	0	7,500	75
104611 580100	General Assistance	46,000	46,000	14,745	-1,473	6,360	24,896	46
104611 580110	Shoe Fund	0	1,203	189	0	0	1,014	16
104611 580120	Low Inc.Energy Assist Prgm	79,988	115,113	102,281	15,200	0	12,832	89
104611 580200	CIP Program	79,988	87,367	59,848	7,812	0	27,519	69
104611 580900	200% Services TANF BG	16,000	16,000	8,136	1,679	0	7,864	51
104611 581200	WF-Emergency Assistance	40,000	40,000	19,557	2,313	0	20,443	49
104611 583800	Child Care Asst. Grants	0	350,000	152,900	50,500	0	197,100	44
104611 583806	Day Care COVID 19 Grants	0	12,398	12,398	0	0	0	100
104611 584200	Medicaid Transportation	50,000	50,000	20,700	1,007	75	29,225	42
104611 584201	Medical Transportation	3,200	3,200	0	0	0	3,200	0
104612 582700	Temp Asst to Needy Families	3,000	3,000	0	0	0	3,000	0
104612 582800	Spec Assist to Adults	246,900	231,900	129,817	14,308	0	102,084	56
104612 583000	Medicaid	10,000	10,000	493	117	0	9,507	5
104612 583200	Aid to the Blind	7,000	7,000	5,545	0	0	1,455	79
104613 580300	Foster Care Supplement	42,467	42,467	10,943	1,510	0	31,524	26
104613 580800	Adopt Vendor Payments	25,000	25,000	6,760	570	0	18,240	27
104613 580801	Adopt Asst Board Pymnt	130,000	130,000	75,405	7,516	0	54,595	58
104613 581000	Adopt Asst Supp	31,000	31,000	17,995	3,210	0	13,005	58
104613 581101	Adopttion Incentive	0	26,273	1,140	0	0	25,133	4
104613 581110	Non Recurring Adopt Costs	6,000	6,000	0	0	0	6,000	0
104613 581600	Psychological Services	25,000	25,000	0	0	0	25,000	0
104613 583400	Foster Care-IV E	75,000	75,000	2,324	0	0	72,676	3
104613 583415	CPS Flexible Spending	55,000	55,000	21,181	2,176	29	33,790	39
104613 583600	State Foster Home Fund	100,000	100,000	44,328	5,395	0	55,672	44
104613 584400	Title XX Legal	125,000	125,000	39,501	6,066	0	85,499	32
104613 584800	Independent Living	5,000	5,000	1,451	239	0	3,549	29
104613 584801	FC 18-21	30,432	30,432	1,902	0	0	28,530	6
104613 584900	Links Special Funds	10,000	10,000	3,221	200	0	6,779	32
104614 560067	Hatteras Island Meals Inc.	12,500	12,500	9,375	0	0	3,125	75
104614 581800	Weatherization	3,275	3,275	1,075	0	0	2,200	33
104614 582000	Tax Relief Program	30,000	30,000	21,773	0	0	8,227	73
104614 582900	GEM Adult Services	0	10,000	10,000	0	0	0	100
104614 584600	Title III Legal	2,675	2,675	1,420	266	0	1,255	53

104615 586600	Miscellaneous	1,660	1,660	545	0	0	1,115	33
104616 510700	Contracted Services	261,654	261,654	171,710	21,464	0	89,944	66
104615 510900	Prof Srvcs-Background Checks	5,000	5,000	0	0	0	5,000	0
104616 511906	Paternity Testing Fees	2,000	2,000	100	0	0	1,900	5
104616 511907	Filing & Processing Fees	17,000	17,000	6,150	372	0	10,850	36
104617 200200	Salaries	611,951	653,591	451,430	39,486	0	202,161	69
104617 500300	FICA	46,811	49,997	32,076	2,820	0	17,921	64
104617 500400	Retirement	62,539	66,791	46,162	4,039	0	20,629	69
104617 500500	Health Insurance	254,157	254,157	183,534	18,524	0	70,623	72
104617 500501	Life Insurance	1,995	1,995	1,473	152	0	522	74
104617 200700	Retiree Health Insurance	1,071	1,071	1,071	1,071	0	0	100
104617 500705	Retiree Health Pre-65	35,980	35,980	26,985	2,998	0	8,995	75
104617 500900	Longevity	11,449	11,449	9,388	0	0	2,061	82
104617 510700	Contracted Services	30,000	30,000	0	0	0	30,000	0
104617 513100	Fuel	20,000	20,000	5,635	931	0	14,365	28
104617 613300	Supplies	3,904	3,904	1,220	0	0	2,684	31
104617 513317	Supplies-CAP	11,000	11,000	0	0	0	11,000	0
104617 513600	Uniforms	400	400	0	0	0	400	0
104617 525000	Training	723	723	181	0	0	542	25
104617 525100	Travel	250	250	0	0	0	250	0
104617 525400	Insurance & Bonds	17,688	17,688	13,266	1,474	0	4,422	75
TOTAL EXPENSE		9,473,827	10,207,076	6,755,427	710,643	10,230	3,441,419	

REVENUE BY SOURCE

103026 423001	S&FAidAdmn	-3,066,943	-3,156,479	-1,940,007	-303,876	0	-1,216,472	62
103026 423001	S&FAidAdmn	-45,806	-45,806	0	0	0	-45,806	0
103026 423014	Adopt Asst	-18,750	-18,750	-2,400	0	0	-16,350	13
103026 423016	Emerg. Food & Shelter	-24,615	-24,615	-25,080	-3,341	0	465	102
103026 423030	FC SFHF	-62,685	-62,685	-5,661	0	0	-57,024	9
103026 423031	FC IV-E MV	-30,432	-30,432	-798	-634	0	-29,634	3
103026 423034	FC 18-21	-117,644	-117,644	-98,158	-10,966	0	-19,486	83
103026 423040	Albe Comm	-10,000	-10,000	-2,070	0	0	-7,930	21
103026 423049	LinksSpecl	-179,000	-179,000	-151,137	-19,764	0	-27,863	84
103026 423070	CSFees	-10,497	-10,497	-6,702	-152	0	-3,795	64
103026 423071	CSIncentiv	-29,642	-29,642	-36,308	-2,779	0	6,666	123
103051 463001	MiscRevDSS	-1,750	-1,750	-1,889	0	0	139	108
103051 463003	Chld Suppt	-6,000	-6,000	-2,582	-33	0	-3,418	43
103051 463010	CltrRef-WF	-500	-500	0	0	0	-500	0
103051 463011	CltrRef-FS	-5,000	-5,000	-2,252	-249	0	-2,748	45
103051 463012	CltrRef-Med	-1,000	-1,000	-662	-70	0	-338	66
103051 463013	CltrRef-Oth	-25	-25	0	0	0	-25	0
103051 463020	HCWD Fees	-300	-300	0	0	0	-300	0
103051 463050	HlthChEnrl	-11,000	-11,000	0	0	0	-11,000	0
103051 463070	TtllllCont	-7,500	-7,500	-965	-115	0	-6,535	13
103051 464001	CAPMedReim	-77,500	-77,500	-32,374	-4,388	0	-45,126	42

103051 492300	Trf-SSFH	-740,000	-740,000	0	0	0	-740,000	0
TOTAL REVENUE		-4,446,589	-4,536,125	-2,309,044	-346,368	0	-2,227,081	78
233618 412300	ABC Profit	-700,000	-700,000	-634,803	0	0	-65,197	91
233618 450100	Interest	-1,000	-1,000	-850	-487	0	-150	85
233618 499900	Appropriated Fund Balance	-39,000	-39,000	0	0	0	-39,000	0
	Revenue Total	-740,000	-740,000	-635,653	-487	0	-104,347	
234618 592300	TrftoGF-FH	740,000	740,000	0.00	0.00	0.00	740,000	0.00
		740,000	740,000	0	0	0	740,000	

Salary/Benefit Totals

Org	Rev	YTD
6,032,272	6,249,665	4,453,178
1,025,953	1,105,031	752,120
7,058,225	7,354,696	5,205,297

DARE COUNTY SOCIAL SERVICES DIVISION

FY 2021 YTD BUDGET REPORT

SUMMARY AS OF MARCH 31, 2020

ACCOUNT	ACCOUNT DESCRIPTION	ORIGINAL APPROP	REVISED BUDGET	YTD EXPENDED	MTD Actual	ENCUMB- RANCES	AVAILABLE BUDGET	% USED
<u>REVENUE/EXPENSE TOTALS</u>								
TOTAL SOCIAL SERVICES REVENUES		-4,446,589	-4,536,125	-2,309,044	-346,368	0	-2,227,081	51
TOTAL SOCIAL SERVICES EXPENSES		9,473,827	10,207,076	6,755,427	710,643	10,230	3,441,419	66
TOTAL REVENUE(OVER)/UNDER EXPENSES		5,027,238	5,670,951	4,446,383	364,275	10,230	1,214,338	78
Total SS Revenue %		47%	44%	34%				
Local %		53%	56%	66%				
Salary/Benefit Budget %		75%	72%	77%				
Operating Budget %		25%	28%	23%				
<u>EXPENSES BY LINE ITEM</u>								
104610 500200	Salaries	3,897,406	4,081,855	2,904,440	287,354	0	1,177,415	71
104610 500201	Salaries-Part Time	11,520	11,520	5,937	692	0	5,583	52
104610 200207	Salaries - Overtime Pay	5,060	5,060	3,700	1,400	0	1,360	73
104610 200208	On Call	45,715	45,715	29,649	2,897	0	16,066	65
104610 500300	FICA	302,917	317,028	212,960	21,001	0	104,068	67
104610 500400	Retirement	402,984	421,817	299,861	29,669	0	121,956	71
104610 500500	Health Insurance	1,201,244	1,201,244	868,415	95,010	0	332,829	72
104610 500501	Life Insurance	8,130	8,130	6,133	679	0	1,997	75
104610 500700	Retiree Health Insurance	6,804	6,804	6,804	6,804	0	0	100
104610 500705	Retiree Health Pre-65	90,600	90,600	67,950	7,550	0	22,650	75
104610 500900	Longevity	59,892	59,892	47,328	7,406	0	12,564	79
104610 510700	Contracted Services	11,450	11,450	3,181	1,734	0	8,269	28
104610 510800	Tech support	100,979	100,979	97,070	0	0	3,909	96
104610 510906	Board Memembers Expense	2,800	2,800	0	0	0	2,800	0
104610 511100	Telephone & Postage	35,000	35,000	24,294	2,767	0	10,706	69
104610 511300	Utilities	65,000	65,000	41,940	9,171	0	23,060	65
104610 511501	Maint & Repair-Equipment	1,800	1,800	620	0	0	1,180	34
104610 511502	Maint & Repair-Building	3,975	3,975	2,563	77	0	1,412	65
104610 511503	Maint & Repair-Vehicles	14,500	14,500	8,533	1,723	0	5,967	59
104610 511904	Birth Certificate Fees	250	250	0	0	0	250	0
104610 512102	Leases-Copiers	20,500	20,500	9,322	3,148	0	11,178	46
104610 512103	Leases-PC's	700	700	456	0	0	244	65
104610 513100	Fuel	20,000	20,000	6,231	977	1,180	12,589	37
104610 513300	Supplies	35,108	46,508	38,092	2,551	1,826	6,589	86
104610 513300	Supplies - ADP Equipment	7,000	20,000	15,081	497	0	4,919	75
104610 516100	Shop Overhead	54,603	54,603	40,952	4,550	0	13,651	75
104610 525100	Travel	45,203	41,903	2,494	1,336	0	39,409	6
104610 525200	Dues & Subscriptions	1,700	1,700	1,789	0	0	-89	105
104610 525400	Insurance & Bonds	78,930	78,930	59,198	6,578	0	19,733	75

104610 525700	Miscellaneous	850	850	0	0	0	850	0
104610 525701	Bank Fees	350	350	16	0	0	334	5
104610-534700	Capital Outlay	0	3,300	2,541	2,541	759	0	100
104610 550100	Food Stamp Issuance	6,500	6,500	4,022	451	0	2,478	62
104610 550200	Nonreportable Costs	15,200	30,200	22,900	137	0	7,300	76
104611 560001	Childre & Youth Partnership	193,500	193,500	145,125	0	0	48,375	75
104611 560046	OBX Room in the Inn	8,000	8,000	6,000	0	0	2,000	75
104611 560056	Interfaith Comm. Outreach	30,000	30,000	22,500	0	0	7,500	75
104611 580100	General Assistance	46,000	46,000	14,745	-1,473	6,360	24,896	46
104611 580110	Shoe Fund	0	1,203	189	0	0	1,014	16
104611 580120	Low Inc.Energy Assist Prgm	79,988	115,113	102,281	15,200	0	12,832	89
104611 580200	CIP Program	79,988	87,367	59,848	7,812	0	27,519	69
104611 580900	200% Services TANF BG	16,000	16,000	8,136	1,679	0	7,864	51
104611 581200	WF-Emergency Assistance	40,000	40,000	19,557	2,313	0	20,443	49
104611 583800	Child Care Asst. Grants	0	350,000	152,900	50,500	0	197,100	44
104611 583806	Day Care COVID 19 Grants	0	12,398	12,398	0	0	0	100
104611 584200	Medicaid Transportation	50,000	50,000	20,700	1,007	75	29,225	42
104611 584201	Medical Transportation	3,200	3,200	0	0	0	3,200	0
104612 582700	Temp Asst to Needy Families	3,000	3,000	0	0	0	3,000	0
104612 582800	Spec Assist to Adults	246,900	231,900	129,817	14,308	0	102,084	56
104612 583000	Medicaid	10,000	10,000	493	117	0	9,507	5
104612 583200	Aid to the Blind	7,000	7,000	5,545	0	0	1,455	79
104613 580300	Foster Care Supplement	42,467	42,467	10,943	1,510	0	31,524	26
104613 580800	Adopt Vendor Payments	25,000	25,000	6,760	570	0	18,240	27
104613 580801	Adopt Asst Board Pymnt	130,000	130,000	75,405	7,516	0	54,595	58
104613 581000	Adopt Asst Supp	31,000	31,000	17,995	3,210	0	13,005	58
104613 581101	Adopttion Incentive	0	26,273	1,140	0	0	25,133	4
104613 581110	Non Recurring Adopt Costs	6,000	6,000	0	0	0	6,000	0
104613 581600	Psychological Services	25,000	25,000	0	0	0	25,000	0
104613 583400	Foster Care-IV E	75,000	75,000	2,324	0	0	72,676	3
104613 583415	CPS Flexible Spending	55,000	55,000	21,181	2,176	29	33,790	39
104613 583600	State Foster Home Fund	100,000	100,000	44,328	5,395	0	55,672	44
104613 584400	Title XX Legal	125,000	125,000	39,501	6,066	0	85,499	32
104613 584800	Independent Living	5,000	5,000	1,451	239	0	3,549	29
104613 584801	FC 18-21	30,432	30,432	1,902	0	0	28,530	6
104613 584900	Links Special Funds	10,000	10,000	3,221	200	0	6,779	32
104614 560067	Hatteras Island Meals Inc.	12,500	12,500	9,375	0	0	3,125	75
104614 581800	Weatherization	3,275	3,275	1,075	0	0	2,200	33
104614 582000	Tax Relief Program	30,000	30,000	21,773	0	0	8,227	73
104614 582900	GEM Adult Services	0	10,000	10,000	0	0	0	100
104614 584600	Title III Legal	2,675	2,675	1,420	266	0	1,255	53

104615 586600	Miscellaneous	1,660	1,660	545	0	0	1,115	33
104616 510700	Contracted Services	261,654	261,654	171,710	21,464	0	89,944	66
104615 510900	Prof Srvcs-Background Checks	5,000	5,000	0	0	0	5,000	0
104616 511906	Paternity Testing Fees	2,000	2,000	100	0	0	1,900	5
104616 511907	Filing & Processing Fees	17,000	17,000	6,150	372	0	10,850	36
104617 200200	Salaries	611,951	653,591	451,430	39,486	0	202,161	69
104617 500300	FICA	46,811	49,997	32,076	2,820	0	17,921	64
104617 500400	Retirement	62,539	66,791	46,162	4,039	0	20,629	69
104617 500500	Health Insurance	254,157	254,157	183,534	18,524	0	70,623	72
104617 500501	Life Insurance	1,995	1,995	1,473	152	0	522	74
104617 200700	Retiree Health Insurance	1,071	1,071	1,071	1,071	0	0	100
104617 500705	Retiree Health Pre-65	35,980	35,980	26,985	2,998	0	8,995	75
104617 500900	Longevity	11,449	11,449	9,388	0	0	2,061	82
104617 510700	Contracted Services	30,000	30,000	0	0	0	30,000	0
104617 513100	Fuel	20,000	20,000	5,635	931	0	14,365	28
104617 613300	Supplies	3,904	3,904	1,220	0	0	2,684	31
104617 513317	Supplies-CAP	11,000	11,000	0	0	0	11,000	0
104617 513600	Uniforms	400	400	0	0	0	400	0
104617 525000	Training	723	723	181	0	0	542	25
104617 525100	Travel	250	250	0	0	0	250	0
104617 525400	Insurance & Bonds	17,688	17,688	13,266	1,474	0	4,422	75
TOTAL EXPENSE		9,473,827	10,207,076	6,755,427	710,643	10,230	3,441,419	

REVENUE BY SOURCE

103026 423001	S&FAidAdmn	-3,066,943	-3,156,479	-1,940,007	-303,876	0	-1,216,472	62
103026 423001	S&FAidAdmn	-45,806	-45,806	0	0	0	-45,806	0
103026 423014	Adopt Asst	-18,750	-18,750	-2,400	0	0	-16,350	13
103026 423016	Emerg. Food & Shelter	-24,615	-24,615	-25,080	-3,341	0	465	102
103026 423030	FC SFHF	-62,685	-62,685	-5,661	0	0	-57,024	9
103026 423031	FC IV-E MV	-30,432	-30,432	-798	-634	0	-29,634	3
103026 423034	FC 18-21	-117,644	-117,644	-98,158	-10,966	0	-19,486	83
103026 423040	Albe Comm	-10,000	-10,000	-2,070	0	0	-7,930	21
103026 423049	LinksSpecl	-179,000	-179,000	-151,137	-19,764	0	-27,863	84
103026 423070	CSFees	-10,497	-10,497	-6,702	-152	0	-3,795	64
103026 423071	CSIncentiv	-29,642	-29,642	-36,308	-2,779	0	6,666	123
103051 463001	MiscRevDSS	-1,750	-1,750	-1,889	0	0	139	108
103051 463003	Chld Suppt	-6,000	-6,000	-2,582	-33	0	-3,418	43
103051 463010	CltrRef-WF	-500	-500	0	0	0	-500	0
103051 463011	CltrRef-FS	-5,000	-5,000	-2,252	-249	0	-2,748	45
103051 463012	CltrRef-Med	-1,000	-1,000	-662	-70	0	-338	66
103051 463013	CltrRef-Oth	-25	-25	0	0	0	-25	0
103051 463020	HCWD Fees	-300	-300	0	0	0	-300	0
103051 463050	HlthChEnrl	-11,000	-11,000	0	0	0	-11,000	0
103051 463070	TtllllCont	-7,500	-7,500	-965	-115	0	-6,535	13
103051 464001	CAPMedReim	-77,500	-77,500	-32,374	-4,388	0	-45,126	42

103051 492300	Trf-SSFH	-740,000	-740,000	0	0	0	-740,000	0
TOTAL REVENUE		-4,446,589	-4,536,125	-2,309,044	-346,368	0	-2,227,081	78
233618 412300	ABC Profit	-700,000	-700,000	-634,803	0	0	-65,197	91
233618 450100	Interest	-1,000	-1,000	-850	-487	0	-150	85
233618 499900	Appropriated Fund Balance	-39,000	-39,000	0	0	0	-39,000	0
	Revenue Total	-740,000	-740,000	-635,653	-487	0	-104,347	
234618 592300	TrftoGF-FH	740,000	740,000	0.00	0.00	0.00	740,000	0.00
		740,000	740,000	0	0	0	740,000	

Salary/Benefit Totals

Org	Rev	YTD
6,032,272	6,249,665	4,453,178
1,025,953	1,105,031	752,120
7,058,225	7,354,696	5,205,297

PERSONNEL REPORT

Report Period: January 1, 2021 – March 31, 2021

New Hires

<u>Name</u>	<u>Division/Unit</u>	<u>Position</u>	<u>Hire Date</u>
Shamecca Jones	DSS/Admin	IMT	01/11/2021
Jordan Ventura	DSS/Admin	IMT	01/25/2021
Samariah Snelgrove	Health/HH&H	LPN	03/08/2021
Michele Gering	Health/Admin	Acct Tech	03/08/2021
Kelly Buccola	Health/HH&H	PHN III	03/22/2021

Departures

<u>Name</u>	<u>Division/Unit</u>	<u>Position</u>	<u>Hire Date</u>	<u>Departure Date</u>
Brandie Fitzgerald	HD/HE&O	PHES – 10 mo.	07/30/2018	01/15/2021
Christina Pena-Jones	HD/ HH&H	PHN III	08/28/2012	02/01/2021
Kay Ratliff	DSS/Economic	IMC	12/05/2016	02/12/2021
Cathie Porter	HD/Admin	Acct Tech	02/16/1998	02/19/2021
Carol Boyce	DSS/Aides	IHSA	02/17/2014	02/19/2021
Shelby Chumley	DSS/Children	CSST	06/01/2020	03/05/2021
Myra Brown	DSS/Aides	Home Mgmt Asst	08/26/2019	03/19/2021

Position Changes

<u>Name</u>	<u>New Division/Unit</u>	<u>New Position</u>	<u>Old Position</u>	<u>Date Change</u>
Wille Spencer	DSS/Economic	IM Administrator	IM Supervisor	03/08/2021
Kristen Lewark	HD/HH&H	Sr. AA	Sr. Acct Tech	03/22/2021

New Hires – COVID Specific

<u>Name</u>	<u>Division/Unit</u>	<u>Position</u>	<u>Hire Date</u>
Lindsey Peery	HD/Clinic	PHN II, pt, temp	01/25/2021
Marina Hill	HD/Clinic	FLI, pt, temp	01/25/2021
Chance DeBoy	HD/Clinic	AS, pt, temp	02/22/2021
Mary “ Tammy” Reid	HD/Clinic	AS, pt, temp	03/08/2021

**Personnel Turnover
Dare County Department of Health & Human Services
Public Health Division
March 2021**

Calendar Year	Total Positions*	Filled Positions	Vacant Positions	No. of Retirements**	# of Terminations	No. of Resignations	Turnover Rate	Administration		Community & Clinical Services		Environmental Health Services		Health Education & Outreach		Home Health & Hospice	
								#	%	#	%	#	%	#	%	#	%
2021 YTD	93	88	5	1	0	2	2.27%	1	1.14%	0	0.00%	0	0.00%	1	1.14%	0	0.00%
2020	94	88	7	7	1	15	18.18%	0	0.00%	5	5.68%	0	0.00%	1	1.14%	10	11.36%
2019	93	91	3	3	1	11	13.19%	0	0.00%	4	4.40%	2	2.20%	1	1.10%	5	5.49%
2018	92	85	7	4	0	14	16.47%	0	0.00%	2	2.35%	1	1.18%	5	5.88%	6	7.06%
2017	91	87	4	3	3	7	11.49%	0	0.00%	4	4.60%	0	0.00%	2	2.30%	4	4.60%
2016	95	88	7	7	1	16	19.32%	1	1.14%	6	6.82%	0	0.00%	2	2.27%	8	9.09%
2015	92	90	2	3	0	3	3.33%	0	0.00%	1	1.11%	0	0.00%	0	0.00%	2	2.22%
2014	91	91	0	1	1	5	6.59%	0	0.00%	2	2.20%	0	0.00%	4	4.40%	0	0.00%
2013	95	87	8	2	1	12	14.94%	0	0.00%	8	9.20%	0	0.00%	2	2.30%	3	3.45%
2012	100	87	13	3	1	13	16.09%	3	3.45%	8	9.20%	0	0.00%	3	3.45%	0	0.00%
2011	96	87	9	1	2	16	20.69%	1	1.15%	12	13.79%	1	1.15%	1	1.15%	3	3.45%
2010	99	89	10	1		7	7.87%	0	0.00%	6	6.74%	0	0.00%	0	0.00%	1	1.12%
2009	99	83	16	4		12	14.46%	2	2.41%	6	7.23%	0	0.00%	0	0.00%	4	4.82%
2008	98	89	9	2		14	15.73%	0	0.00%	10	11.24%	0	0.00%	3	3.37%	1	1.12%
2007	95	83	12	1		12	14.46%	0	0.00%	9	10.84%	1	1.20%	2	2.41%	0	0.00%

- 1 - Turnover rates do not include employees that retired or took new positions within the division and are calculated based on filled positions.
2 - Part-time, temporary staff hired for COVID response are not included in this report.
3 - ISA transferred to DSS effective 2/8/2021.

**Unit Turnover
March 2021**

Calendar Year	Administration			Community & Clinical Services			Environmental Health Services			Health Education & Outreach			Home Health & Hospice		
	#Term/Resig	Filled Pos	%	#Term/Resig	Filled Pos	%	#Term/Resig	Filled Pos	%	#Term/Resig	Filled Pos	%	#Term/Resig	Filled Pos	%
2021 YTD	1	8	12.50%	0	34	0.00%	0	9	0.00%	1	17	5.88%	0	20	0.00%
2020	0	9	0.00%	5	34	14.71%	0	9	0.00%	1	18	5.56%	10	18	55.56%
2019	0	9	0.00%	4	34	11.76%	2	8	25.00%	1	17	5.88%	5	23	21.74%
2018	0	9	0.00%	2	31	6.45%	1	8	12.50%	5	18	27.78%	5	19	26.32%
2017	0	7	0.00%	4	33	12.12%	0	9	0.00%	2	18	11.11%	3	20	15.00%
2016	1	7	14.29%	6	36	16.67%	0	9	0.00%	2	16	12.50%	8	20	40.00%
2015	0	8	0.00%	1	44	2.27%	0	9	0.00%	0	8	0.00%	2	21	9.52%
2014	0	7	0.00%	2	45	4.44%	0	9	0.00%	4	8	50.00%	0	22	0.00%
2013	0	9	0.00%	8	41	19.51%	0	9	0.00%	2	9	22.22%	3	19	15.79%
2012	3	8	37.50%	8	39	20.51%	0	10	0.00%	3	8	37.50%	0	20	0.00%
2011	1	9	11.11%	12	42	28.57%	1	10	10.00%	1	8	12.50%	3	18	16.67%
2010	0	8	0.00%	6	44	13.64%	0	10	0.00%	0	10	0.00%	1	17	5.88%
2009	2	6	33.33%	6	42	14.29%	0	10	0.00%	0	9	0.00%	4	16	25.00%
2008	0	6	0.00%	10	47	21.28%	0	12	0.00%	3	10	30.00%	1	14	7.14%
2007	0	6	0.00%	9	44	20.45%	1	9	11.11%	2	8	25.00%	0	16	0.00%

**Personnel Turnover
Dare County Department of Health & Human Services
Social Services Division
March 2021**

Calendar Year	Total Positions*	Filled Positions	Vacant Positions	No. of Retirements**	# of Terminations	No. of Resignations	Turnover Rate	Administration		Economic Services		Children's Services		Adult Services		In-Home Aides		Family	
								#	%	#	%	#	%	#	%	#	%	#	%
2020 YTD	104	97	7	1	0	4	4.12%	1	1.03%	1	1.03%	1	1.03%	0	0.00%	1	1.03%	0	0.00%
2020	103	99	4	3	0	7	7.07%	2	2.02%	3	3.03%	1	1.01%	0	0.00%	1	1.01%	0	0.00%
2019	103	101	2	2	0	11	10.89%	3	2.97%	4	3.96%	0	0.00%	2	1.98%	1	0.99%	1	0.99%
2018	103	100	3	6	0	11	11.00%	1	1.00%	4	4.00%	4	4.00%	1	1.00%	1	1.00%	0	0.00%
2017	105	101	4	2	3	12	14.85%	1	0.99%	11	10.89%	0	0.00%	0	0.00%	2	1.98%	1	0.99%
2016	96	92	4	3	2	17	20.65%	1	1.09%	12	13.04%	1	1.09%	1	1.09%	4	4.35%	0	0.00%
2015	97	96	1	0	1	9	10.42%	0	0.00%	8	8.33%	0	0.00%	1	1.04%	1	1.04%	0	0.00%
2014	96	95	1	2	1	5	6.32%	0	0.00%	2	2.11%	1	1.05%	0	0.00%	1	0.05%	2	2.11%
2013	88	88	0	6	0	8	9.09%	0	0.00%	2	2.27%	1	1.14%	3	3.41%	2	0.10%	0	0.00%
2012	90	90	0	5	1	7	8.89%	1	1.11%	4	4.44%	0	0.00%	0	0.00%	2	0.10%	1	1.11%
2011	94	94	0	0	2	4	6.38%	1	1.06%	4	4.26%	0	0.00%	0	0.00%	1	0.05%	0	0.00%
2010	93	93	0	2	0	4	4.30%	0	0.00%	2	2.15%	1	1.08%	0	0.00%	1	0.05%	0	0.00%
2009	86	86	0	5	5	2	8.14%	2	2.33%	1	1.16%	2	2.33%	0	0.00%	2	0.10%	0	0.00%
2008	82	82	0	1	1	4	6.10%	1	1.22%	2	2.44%	1	1.22%	0	0.00%	0	0.00%	1	1.22%
2007	82	82	0	0	1	2	3.66%	0	0.00%	1	1.22%	1	1.22%	0	0.00%	1	0.05%	0	0.00%

1 - Turnover rates do not include employees that retired or took new positions within division and are calculated based on filled positions.
2 - ISA position moved to DSS from Health

**Unit Turnover
March 2021**

Calendar Year	Administration			Economic			Children's Services			Adult Services			In Home Aides			Family Services		
	#Term/Resign	Filled Pos	%	#Term/Resign	Filled Pos	%	#Term/Resign	Filled Pos	%	#Term/Resign	Filled Pos	%	#Term/Resign	Filled Pos	%	Term/Resig	Filled Pos	%
2021 TYD	1	10	10.00%	1	33	3.03%	1	14	7.14%	0	13	0.00%	1	18	5.56%	0	9	0.00%
2020	2	8	25.00%	3	34	8.82%	1	15	6.67%	0	13	0.00%	1	20	5.00%	0	9	0.00%
2019	3	10	30.00%	4	33	12.12%	0	16	0.00%	2	12	16.67%	1	21	4.76%	1	9	11.11%
2018	1	9	11.11%	4	35	11.43%	4	15	26.67%	1	12	8.33%	1	19	5.26%	0	10	0.00%
2017	1	11	9.09%	11	31	35.48%	0	16	0.00%	0	12	0.00%	2	21	9.52%	1	10	10.00%
2016	1	11	9.09%	12	28	42.86%	1	16	6.25%	1	10	10.00%	4	20	20.00%	0	11	0.00%
2015	0	9	0.00%	8	29	27.59%	0	17	0.00%	1	10	10.00%	1	20	5.00%	0	11	0.00%
2014	0	9	0.00%	2	29	6.90%	1	16	6.25%	0	10	0.00%	1	20	5.00%	2	11	18.18%
2013	0	9	0.00%	2	26	7.69%	1	13	7.69%	3	9	33.33%	2	18	11.11%	0	13	0.00%
2012	1	9	11.11%	4	22	18.18%	0	15	0.00%	0	12	0.00%	2	19	10.53%	1	13	7.69%
2011	1	9	11.11%	4	22	18.18%	0	10	0.00%	0	13	0.00%	1	23	4.35%	0	18	0.00%
2010	0	9	0.00%	2	22	9.09%	1	13	7.69%	0	13	0.00%	1	24	4.17%	0	12	0.00%
2009	2	8	25.00%	1	19	5.26%	2	12	16.67%	0	12	0.00%	2	25	8.00%	0	10	0.00%
2008	1	9	11.11%	2	17	11.76%	1	12	8.33%	0	12	0.00%	0	26	0.00%	1	6	16.67%
2007	0	8	0.00%	1	18	5.56%	1	12	8.33%	0	12	0.00%	1	25	4.00%	0	7	0.00%

GRANTS

Additional COVID Funding:

\$133,686 - Additional Funding from NCDPH Immunization Branch for the COVID Vaccination Program to assist HDS in the planning & implementation of vaccine clinics.

\$296,408 - Continued Funding from NCDPH Communicable Disease Branch for the ELC Enhancing Detection Activities to continue efforts to improve COVID surveillance and reporting of electronic health data and to coordinate and engage with community partners.

**PUBLIC HEALTH DIVISION
SUMMARY OF BUDGET REQUESTS
FOR FISCAL YEAR 2022 & 2023**

	FY 2022 Budget Requests			FY 2023 Budget Requests			Net Difference
	Revenue	Expenses	Net Effect	Revenue	Expenses	Net Effect	
Planned Budget	4,538,582	8,522,825	3,984,243	4,538,582	8,522,825	3,984,243	-
Revenue Changes							
- State	11,732		(11,732)	(63,268)		63,268	75,000
- Fees & Insurance	106,750		(106,750)	132,700		(132,700)	(25,950)
- Medicaid	2,400		(2,400)	152,400		(152,400)	(150,000)
- Grants	(24,750)		24,750	(24,750)		24,750	-
Total Revenue Changes	96,132	-	(96,132)	197,082	-	(197,082)	(100,950)
Position Changes (Salary/Benefits)							
- Reclass Acct Tech to Sr Acct Tech (Line Item Trnsfr)		-	-		-	-	-
- New Environmental Health Specialist		72,750	72,750		72,750	72,750	-
- PHEdSpec & Peer Spt Spec-CLC Grant Ends 08/2022		-	-		(35,673)	(35,673)	(35,673)
- Reclass Lab Tech to LPN		4,897	4,897		4,897	4,897	-
- Reinstate Dentist & Hygienist		-	-		310,067	310,067	310,067
Total Position Changes	-	77,647	77,647	-	352,041	352,041	274,394
Other Expense Changes							
- Contract Services		10,765	10,765		765	765	(10,000)
- Technical Support		(529)	(529)		72	72	601
- Telephone & Postage		90	90		865	865	775
- Utilities		75	75		75	75	-
- Maintenance & Repair		10,000	10,000		9,500	9,500	(500)
- Fuel		-	-		1,500	1,500	1,500
- Medical Supplies		(69,669)	(69,669)		(49,669)	(49,669)	20,000
- Vaccines		100,000	100,000		100,000	100,000	-
- Operating		(30,157)	(30,157)		(22,624)	(22,624)	7,533
- Travel & Training		(6,090)	(6,090)		(2,590)	(2,590)	3,500
- Advertising & Promotion		(15,000)	(15,000)		(15,000)	(15,000)	-
- Capital Outlay		19,000	19,000		19,950	19,950	950
Total Other Expense Changes	-	18,485	18,485	-	42,844	42,844	24,359
SUBTOTAL CHANGE REQUESTS	96,132	96,132	-	197,082	394,885	197,803	197,803
Transfer To Social Services							
Salary		(18,627)	(18,627)		(18,627)	(18,627)	-
FICA		(1,426)	(1,426)		(1,426)	(1,426)	-
Retirement		(2,125)	(2,125)		(2,125)	(2,125)	-
Health Insurance		(4,685)	(4,685)		(4,685)	(4,685)	-
Retiree Health Insurance		(26)	(26)		(26)	(26)	-
Total Transfer to Social Services	-	(26,889)	(26,889)	-	(26,889)	(26,889)	-
TOTAL CHANGE REQUESTS	96,132	69,243	(26,889)	197,082	367,996	170,914	197,803
FY 2022 & 2023 REQUESTED BUDGET	4,634,714	8,592,068	3,957,354	4,735,664	8,890,821	4,155,157	197,803

Managers Changes

Board of Education Fees	9,772		(9,772)	21,178		(21,178)	(11,406)
Home Health/Hospice Programs Eliminated	(1,863,959)	(2,157,141)	(293,182)	(1,863,959)	(2,184,386)	(320,427)	(27,245)
Salary Adjustment		84,258	84,258		84,258	84,258	-
FICA Adjustment		6,446	6,446		6,446	6,446	-
Retirement Adjustment		60,605	60,605		109,223	109,223	48,618
Health Insurance Adjustment		45,904	45,904		107,874	107,874	61,970
Retiree Health Insurance Adjustment		(12)	(12)		(13)	(13)	(1)
Retiree Health Insurance Increase-Pre 65		16,743	16,743		34,371	34,371	17,628
Utilities (GA)		3,000	3,000		5,000	5,000	2,000
Maint/Repair-Building (Request Not Approved)		(10,000)	(10,000)		-	-	10,000
Leased PCs (Leases Ended)		(4,550)	(4,550)		(4,550)	(4,550)	-
Fuel Cuts (GA/EH)		(650)	(650)		(350)	(350)	300
Local Costs Added (Recovery Court)		50,000	50,000		50,000	50,000	-
Shop Overhead Reduction (EH)		(2,250)	(2,250)		(4,141)	(4,141)	(1,891)
Insurance & Bonds Increase (GA)		20,083	20,083		29,278	29,278	9,195
Capital Outlay - To the 11 Fund (EH Vehicle)		(19,000)	(19,000)		(19,950)	(19,950)	(950)
Total Managers Changes	(1,854,187)	(1,906,564)	(52,377)	(1,842,781)	(1,786,940)	55,841	108,218

MANAGERS FY 2022 & 2023 BUDGET

2,780,527	6,685,504	3,904,977	2,892,883	7,103,881	4,210,998	306,021
------------------	------------------	------------------	------------------	------------------	------------------	----------------

DARE COUNTY DEPARTMENT OF HEALTH & HUMAN SERVICES
 SOCIAL SERVICES DIVISION
 SUMMARY OF BUDGET REQUESTS
 FOR FISCAL YEAR 2021/22 & 22/23

	FY 2022 Budget Requests			FY 2023 Budget Requests		
	Revenue	Expenses	Net Effect	Revenue	Expenses	Net Effect
2021 Original Budget	4,446,589	9,473,827	5,027,238	4,446,589	9,473,827	5,027,238
Technical Support	-	-	-	-	-	-
Northwoods Contract Decrease	-	-	-	(9,516)	(20,979)	(11,463)
Total Request #1	-	-	-	(9,516)	(20,979)	(11,463)
Supply Redistribution	-	-	-	-	-	-
Supplies	-	(5,108)	(5,108)	-	(5,108)	(5,108)
Supplies ADP	-	5,108	5,108	-	5,108	5,108
Total Request #2	-	-	-	-	-	-
Medicaid Insurance	-	-	-	-	-	-
Snowden	-	16,950	16,950	-	16,950	16,950
Total Request #3	-	16,950	16,950	-	16,950	16,950
Capital Outlay	-	-	-	-	-	-
New vehicle	-	-	-	8,250	25,913	17,663
Total Request #4	-	-	-	8,250	25,913	17,663
Utilities	-	-	-	-	-	-
Utilities	1,386	4,200	2,814	1,386	4,200	2,814
Total Request #4	1,386	4,200	2,814	1,386	4,200	2,814
New Line	-	-	-	-	-	-
Unrealized Const. Expense	3,800	10,000	6,200	-	-	-
Total Request #4	3,800	10,000	6,200	-	-	-
Energy Programs	-	-	-	-	-	-
LIEAP	7,609	7,609	-	7,609	7,609	-
Crisis Intervention	7,609	7,609	-	7,609	7,609	-
Total Request #4	15,218	15,218	-	15,218	15,218	-
Economic Services	-	-	-	-	-	-
Special Assistance	-	(16,950)	(16,950)	-	(16,950)	(16,950)
Total Request #4	-	(16,950)	(16,950)	-	(16,950)	(16,950)
Child Welfare	-	-	-	-	-	-
Adopt. Asst. Supplement	(3,000)	(6,000)	(3,000)	(3,000)	(6,000)	(3,000)
Foster Care IV-E	(16,800)	(20,000)	(3,200)	(16,800)	(20,000)	(3,200)
Total Request #4	(19,800)	(26,000)	(6,200)	(19,800)	(26,000)	(6,200)
TOTAL CHANGE REQUESTS	604	3,418	2,814	(4,462)	(1,648)	2,814
FY 2022 & 2023 REQUESTED BUDGET	4,447,193	9,477,245	5,030,052	4,442,127	9,472,179	5,030,052
Manager's Changes	-	-	-	-	-	-
Salary Adjustment	-	155,805	155,805	-	166,618	166,618
FICA Adjustment	-	11,222	11,222	-	11,222	11,222
Retirement Adjustment	-	70,934	70,934	-	122,650	122,650
Health Insurance Adjustment	-	(2,184)	(2,184)	-	70,484	70,484
Retiree Health Insurance Adj.	-	271	271	-	271	271
Retire Health Ins. - Pre 65 Adj.	-	(31,770)	(31,770)	-	(21,170)	(21,170)
Utilities	-	800	800	-	2,800	2,800
Main/Repair Bldg (Req. not appr)	-	(10,000)	(10,000)	-	-	-
Shop Overhead	-	(5,233)	(5,233)	-	(3,059)	(3,059)
Leased PCs	-	(700)	(700)	-	(700)	(700)
Ins & Bonds	-	23,510	23,510	-	33,662	33,662
Local Costs Added	-	-	-	-	-	-
C&Y Partnership	-	30,000	30,000	-	30,000	30,000
OB Room in the Inn	-	2,000	2,000	-	2,000	2,000
Hatteras Is Meals	-	5,500	5,500	-	5,500	5,500
Capital Outlay to 11 Fund - Vehicle	-	-	-	-	(25,913)	(25,913)
St & Fed Aid Increase	156,496	-	(156,496)	169,811	-	(169,811)
Total Request #4	156,496	250,155	93,659	169,811	394,365	224,554
Manager's FY 2022 & 2023 Budget	4,603,689	9,727,400	5,123,711	4,611,938	9,866,544	5,254,606
Total Increase/Decrease from '21	(157,100)	253,573	96,473	(165,349)	392,717	227,368

2020 Communicable Disease Annual Report

Dare County Department of Health & Human Services -
Public Health Division



Mission Statement: The Dare County Department of Health & Human Services is committed to meeting the evolving health and social needs of our community.



Primary Objectives

- Promptly investigate and report suspected or confirmed communicable diseases to the North Carolina Division of Public Health.
- Monitor disease reports to detect trends and to assess the public health impact of disease.
- Ensure that appropriate control measures have been prescribed in accordance with the North Carolina Communicable Disease Law and Rules to minimize further transmission of disease.
- Provides a channel of communication between the Dare County Department of Health & Human Services, private physicians, and occupational infection control personnel as an essential part of disease control efforts.
- Communicate public health interventions and disseminate health education messages to the community, providers, other agencies and the media in order to enhance disease control efforts.



Communicable Disease Capacity

Reports from:

Local physicians

Laboratories

Hospitals

Public Health Epidemiologist

NC EDSS surveillance system



Our Team:

2 CD Public Health Nurses

Clinical Nursing Director

Health Director

Medical Director

Epi-Team

NC CD Regional Consultants

Communicable Disease Reporting

- Reporting Forms provided on DC DHHS website
- Clinicians mail/fax forms to Dare County Department of Health & Human Services.
- Public Health Nurses (PHN) contact providers to gather more data as needed to determine if case definitions are met.
- PHNs enter data electronically in the North Carolina Electronic Disease Surveillance System.



NC Electronic Disease Surveillance System NC EDSS EVENT ID# _____

North Carolina Department of Health and Human Services
Division of Public Health - Epidemiology Section
Communicable Disease Branch

NC Public Health
HEALTH AND HUMAN SERVICES

Confidential Communicable Disease Report—Part 1
NAME OF DISEASE / CONDITION _____

ATTENTION HEALTH CARE PROVIDERS:
Please report relevant clinical findings about this disease event to the local health department.

Patient's Last Name: First Middle Suffix Maiden/Other Alias

Birthdate (mm/dd/yyyy) Sex M F Trans. Parent or Guardian (if minor) Medical Record Number

Patient's Street Address City State ZIP County Phone

Age Age Type Race (check all that apply): White Black/African American Asian Hispanic American Indian/Alaska Native Unknown Non-Hispanic
 Months Weeks Days Native Hawaiian or Pacific Islander

Was patient hospitalized for this disease? (>24 hours) Yes No Date / /
Did patient die from this disease? Yes No
Is the patient pregnant? Yes No

Patient is associated with (check all that apply):
 Child Care (child, household contact, or worker in child care)
 School (student or worker)
 College/University (student or worker)
 Food Service (food worker)
 Health Care (health care worker)
 Correctional Facility (inmate or worker)
 Long Term Care Facility (resident or worker)
 Military (active military, dependent, or recent retiree)
 Travel (outside continental United States in last 30 days)

In what geographic location was the patient MOST LIKELY exposed?
 In patient's county of residence
 Outside county, but within NC - County: _____
 Out of state - State/Territory: _____
 Out of USA - Country: _____
 Unknown

CLINICAL INFORMATION

Is/was patient symptomatic for this disease? Y N U
If yes, symptom onset date (mm/dd/yyyy) / /
If no, symptoms: _____

If a sexually transmitted disease, give specific treatment details:
1. Date patient treated (mm/dd/yyyy) _____ 2. Date patient treated (mm/dd/yyyy) _____
Medication _____ Medication _____
Dosage _____ Dosage _____
Duration _____ Duration _____

DIAGNOSTIC TESTING

Provide lab information below and fax copy of lab results and other pertinent records to local health department.

Specimen Date	Specimen #	Specimen Source	Type of Test	Test Result(s)	Description (comments)	Result Date	Lab Name—City/State
/ /						/ /	
/ /						/ /	
/ /						/ /	

Reporting Physician/Practice: _____ Health Care Provider for this disease (if not reporting physician): _____
Contact Person/Title: _____ Contact Person/Title: _____
Phone: (____) _____-____ Fax: (____) _____-____ Phone: (____) _____-____ Fax: (____) _____-____

LOCAL HEALTH DEPARTMENT USE ONLY

Initial Date of Report to Public Health: ____/____/____
Initial Source of Report to Public Health:
 Health Care Provider (specify):
 Hospital Assisted living facility
 Private clinic/practice Child Care Adult day care
 Health Department Long term care School
 Correctional facility Healthcare setting Prison
 Laboratory Adult care home
 Other

Is the patient part of an outbreak of this disease? Yes No
Outbreak setting: Household/Community (specify index case): _____
 Restaurant/Retail Assisted living facility
 Child Care Adult day care
 Long term care School
 Healthcare setting Prison
 Adult care home

Name of facility: _____
Address of facility: _____

Reportable Communicable Diseases

The Communicable Disease reporting form serves as a reporting tool but also provides guidance to the requirements of which diseases are reportable and how quickly they should be reported. Also the North Carolina general statutes and administrative code are included to assure providers that reporting is exempt from the HIPAA Privacy Rule and is permitted as an exception to confidentiality of records in NC State Law.



Diseases and Conditions Reportable in North Carolina

Physicians must report these diseases and conditions to the county local health department, according to the North Carolina Administrative Code: 10A NCAC 41A.0101 Reportable Diseases and Conditions (see below). Contact information for local health departments can be accessed at www.ncdhd.org/directors. If you are unable to contact your local health department, call the 24/7 pager for N.C. Communicable Disease Branch (919) 733-3419.

For diseases and conditions required to be reported within 24 hours, the initial report shall be made by telephone to the local health department, and the written disease report be made within 7 days. The reporting rules and disease report forms can be accessed at: <http://epi.publichealth.nc.gov/cd/report.html>

Diseases in **BOLD ITALICS** should be reported immediately to local health department.

Reportable to Local Health Department Within 24 Hours

DISEASE/CONDITION	A-G
ANTHRAX	
BOTULISM, FOODBORNE	
BOTULISM, INTESTINAL (INFANT)	
BOTULISM, WOUND	
Campylobacter infection.....	
Chancroid.....	
Chikungunya.....	
Cholera.....	
Cryptosporidiosis.....	
Cyclosporiasis.....	
Diphtheria.....	
E. coli infection, shiga toxin-producing.....	
Foodborne disease: <i>Clostridium perfringens</i>	
Foodborne: staphylococcal.....	
Foodborne disease: other/unknown.....	
Foodborne poisoning: ciguatera.....	
Foodborne poisoning: mushroom.....	
Foodborne poisoning: scombroid fish.....	
Gonorrhea.....	
Granuloma inguinale.....	
Haemophilus influenzae, invasive disease.....	H-N
Hemolytic-uremic syndrome (HUS).....	
HEMORRHAGIC FEVER VIRUS INFECTION	
Hepatitis A.....	
Hepatitis B, acute.....	
HIV/AIDS.....	
HIV.....	
AIDS.....	
Influenza virus infection causing death.....	
Listeriosis.....	
Measles (rubeola).....	
Meningococcal disease, invasive.....	
Middle East respiratory syndrome (MERS).....	
Monkeypox.....	
NOVEL INFLUENZA VIRUS INFECTION	
O-U	
Ophthalmia neonatorum.....	
Paruzis (Whooping Cough).....	
PLAGUE	
Polioyelitis, paralytic.....	
Rabies, human.....	
Rubella.....	
Salmonellosis.....	
S. aureus with reduced susceptibility to vancomycin.....	
SARS coronavirus infection.....	
Shigellosis.....	
SMALLPOX	
Gynitis.....	
primary.....	
secondary.....	
early latent.....	
late latent.....	
late with clinical manifestations.....	
congenital.....	
Tuberculosis.....	
TULAREMIA	
Typhoid Fever, acute.....	
V-Z	
Vaccinia.....	
Vibrio infection, other than cholera & vulnificus.....	
Vibrio vulnificus.....	
Zika.....	

DHHD 2124 (Revised January 2016) EPIDEMIOLOGY

Reportable to Local Health Department Within 7 Days

DISEASE/CONDITION	A-G
Brucellosis.....	
Chlamydial infection—laboratory confirmed.....	
Creutzfeldt-Jakob Disease.....	
Dengue.....	
Ehrlichiosis, HGA (human granulocytic anaplasmosis).....	
Ehrlichiosis, HME (human monocytic or e. chaffeensis).....	
Encephalitis, arboviral, WNV.....	
Encephalitis, arboviral, LAC.....	
Encephalitis, arboviral, EEE.....	
Encephalitis, arboviral, other.....	
H-N	
Hantavirus infection.....	
Hepatitis B, carriage.....	
Hepatitis B, perinatally acquired.....	
Hepatitis C, acute.....	
Legionellosis.....	
Leptospirosis.....	
Lyme disease.....	
Lymphogranuloma venereum.....	
Malaria.....	
Meningitis, pneumococcal.....	
Mumps.....	
Non-gonococcal urethritis.....	
O-Z	
Pelvic inflammatory disease.....	
Psittacosis.....	
Q fever.....	
Rocky Mountain Spotted Fever.....	
Rubella, congenital syndrome.....	
Streptococcal infection, Group A, invasive.....	
Tetanus.....	
Toxic shock syndrome, non-streptococcal.....	
Toxic shock syndrome, streptococcal.....	
Trichinosis.....	
Typhoid, carriage (<i>Salmonella typhi</i>).....	
Yellow fever.....	

You may be contacted by the local health department for additional information about this case. Medical record information relevant to the investigation and/or control of a communicable disease is exempt from the HIPAA Privacy Rule (see 45 CFR 164.512(a)) and is permitted as an exception to confidentiality of records in NC State Law GS § 130 A-130.

North Carolina General Statute:

§130A-135. Physicians to report.
A physician licensed to practice medicine who has reason to suspect that a person about whom the physician has been consulted professionally has a communicable disease or communicable condition declared by the Commission to be reported, shall report information required by the Commission to the local health director of the county or district in which the physician is consulted.

North Carolina Administrative Code:

10A NCAC 41A.0101 Reportable Diseases and Conditions
(a) The following named diseases and conditions are declared to be dangerous to the public health and are hereby made reportable within the time period specified after the disease or condition is reasonably suspected to exist:



C  **VID-19**

Of course our biggest Communicable Disease issue of the year is **COVID**. Our Health Director, Dr. Sheila Davies, provides a weekly update to the Board of Health and continues to report covid infection numbers daily to the public.



In 2020, it was all hands on deck to help in the Public Health response to the worldwide pandemic of the covid-19 infection. The Communicable Disease and Epi team welcomed the assistance of many other departments and divisions within the Department of Health and Human Services, as well as other Dare County departments and community partners to help protect Dare County from widespread transmission of the disease.



This was a massive team effort with many dedicated, hard working individuals. Activities included:

- Contacting all individuals testing positive and their direct contacts to assure that they were doing okay, received proper information and instructions about the disease process, and were following public health isolation and quarantine guidance.

- Holding mass testing events to identify those with infection.

- Working the COVID call center, answering questions, giving entrance permits and scheduling appointments for testing and immunization clinics.

- And finally to holding mass vaccination clinics to immunize our community members.



COVID-19 Numbers Dashboard

1634 Total COVID-19 Positive Cases in Dare County

Gender of Positive Cases:

782 Male **852** Female

Age Range of Positive Cases:

197 17 & under **223** 18-24 **620** 25-49 **379** 50-64 **215** 65 & over

County Residents

1076 Positive Cases

907 Recovered/Asymptomatically cleared

5 COVID-19 deaths

1 Death from other causes (NON-COVID)

163 Active positive cases:

11 Hospitalization

152 Home isolation

0 Isolation outside of Dare County

Non-Residents

558 Positive Cases

438 Recovered/Asymptomatically cleared

2 Isolation in Dare County

116 Transferred isolation to home county

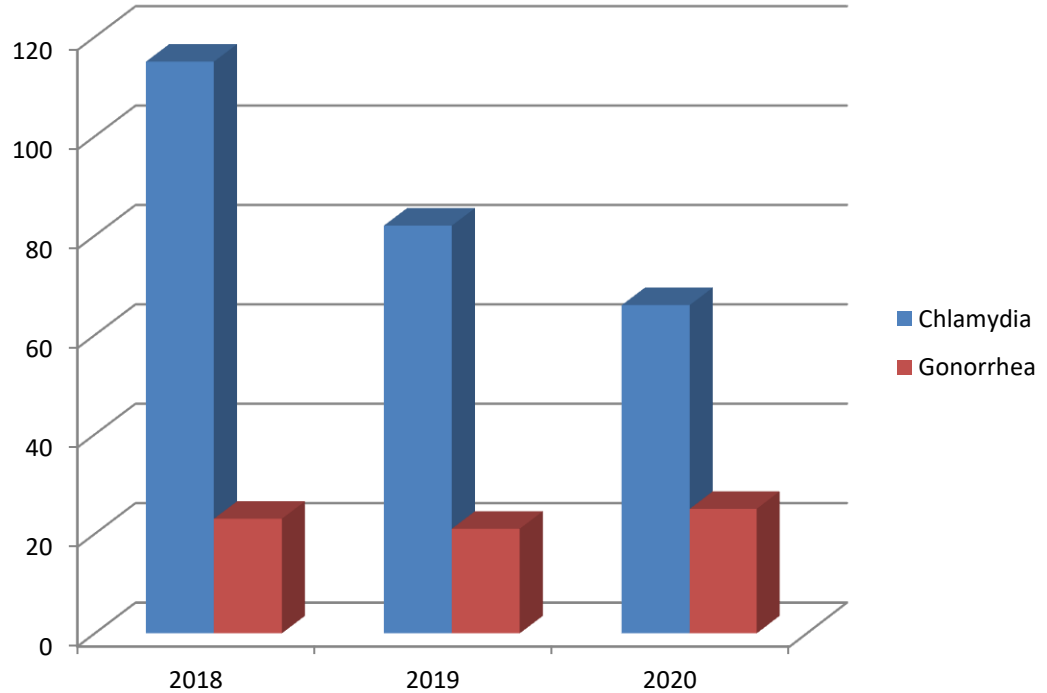
2 Hospitalization

While Covid manipulated most of our time, we still had our normal communicable disease reports and investigations to complete.



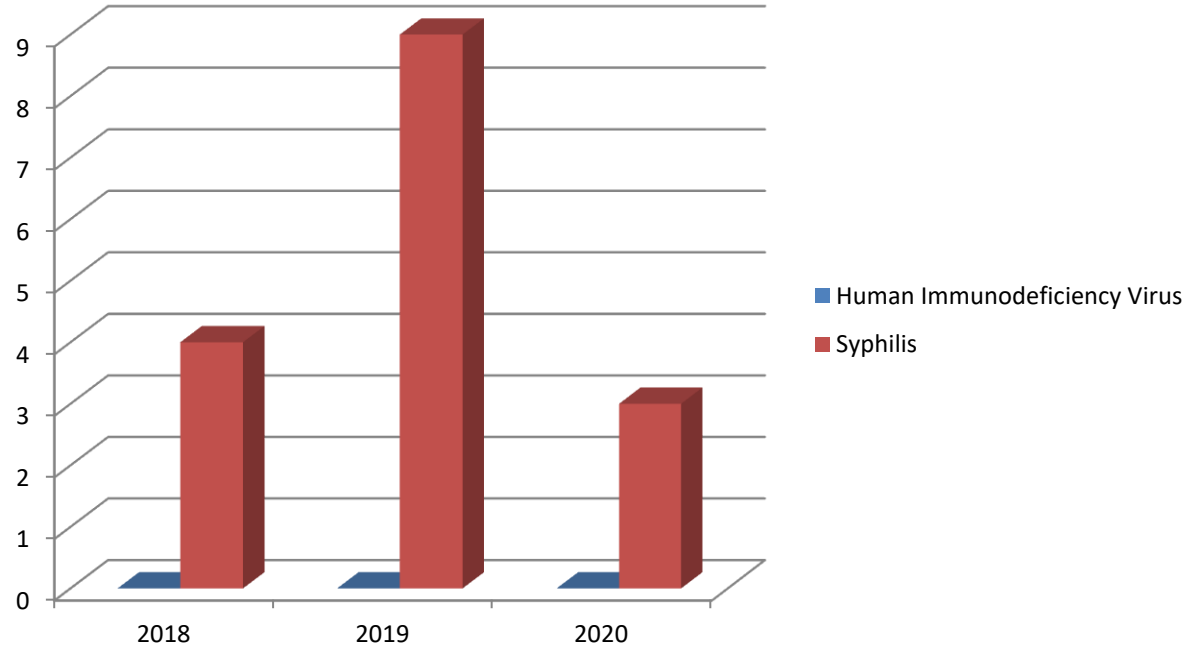
Chlamydia and Gonorrhea Cases

Chlamydia and Gonorrhea continue to be the most reported sexually transmitted infections. We have seen a decrease in the number of reported cases of chlamydia but an increase in the number of reported cases of gonorrhea in 2020.



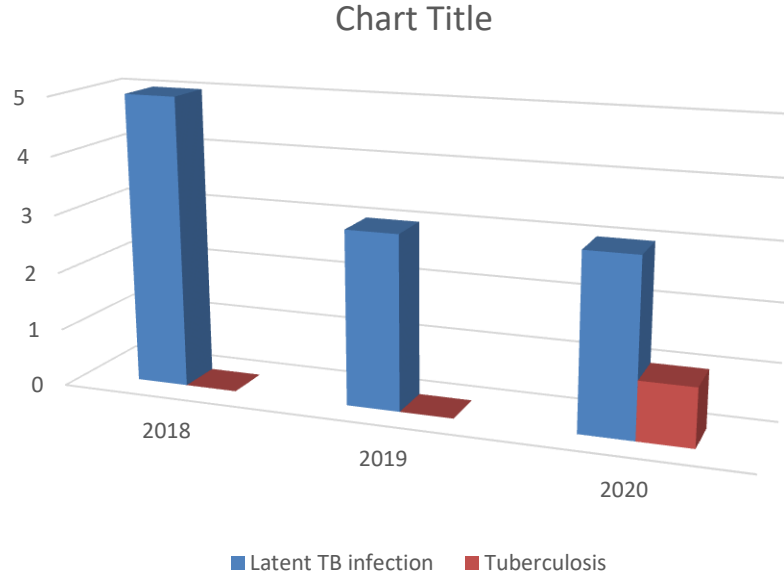
Syphilis and HIV Cases

All Syphilis and HIV cases are reported directly to the North Carolina state Disease Intervention Specialists who conduct contact investigations, partner notification and testing and refer individuals needing treatment to the local health department.



TB cases

Dare County had one case of active Tuberculosis reported in 2020. This was in a foreign born individual with a past exposure to an active TB case in their birth country. We had 3 cases of latent TB infection.



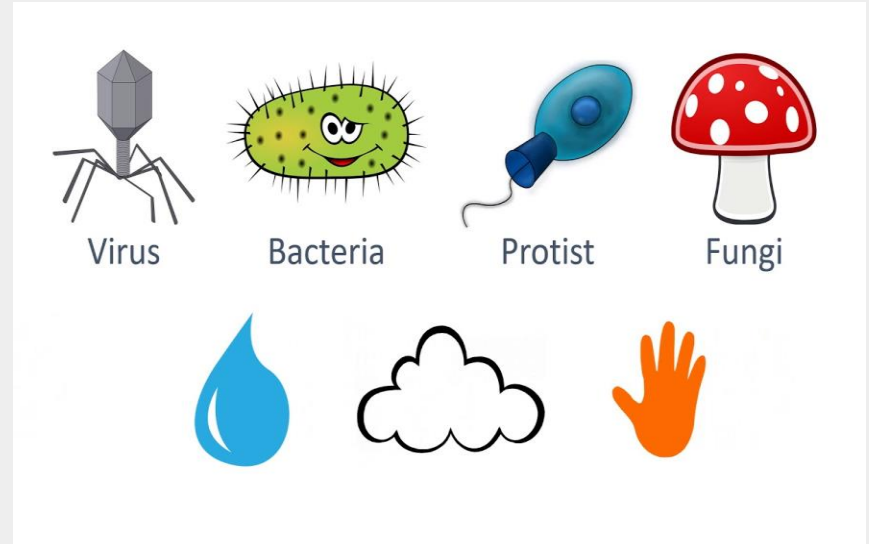
Comparison of Communicable Disease Reports for 2018, 2019, 2020



	2018	2019	2020
Campylobacter	3	8	7
Chlamydia	115	82	66
Cryptosporidiosis	0	1	1
Dengue fever	0	1	0
E.Coli (Shiga toxin producing)	2	1	1
Erlichiosis HCG	1	0	0
Gonorrhea	23	21	25
Group A Streptococcus	2	2	1
Haemophilus influenzae	2	2	1
Hepatitis B - chronic	5	5	2
Hepatitis C - chronic	60	66	59
Human Immunodeficiency Virus	0	0	0
Influenza, adult death	0	1	0
Latent Tuberculosis	6	3	1
Listeriosis	0	2	0
Lyme disease	4	4	4
Meningitis	1	0	0
Mumps	1	0	0
Rocky Mountain Spotted Fever	11	7	1
Salmonellosis	12	25	11
Shigellosis	1	0	0
Syphilis	4	9	4
Vibrio	3	1	0

Outbreak Investigations

All of the outbreak investigations this year revolved around Covid-19 outbreaks, there were many businesses and families affected by the isolation and quarantine guidance after exposure.





Thanks!

Contact :

Wendy Hall, RN, PHNSI
Communicable Disease Nurse
Dare County Department of
Health & Human Services
whall@darenc.com
(252)475-5017



Proposed Fee Schedule for 2021 / 2022

DCDHHS - Community and Clinical Services

CPTCode	CPTTitle	MOD	MOD2	Units	Current Fee	Proposed Fee	Change	New
90471	1 Injection Immunization Admin			1	20	20		
J3490	17P 250mg + 96372			1	25	25		
90472	2 or more Injections			1	20	20		
82951	3 hour glucose tolerance test			1	80	80		
J7303	340b Nuvaring (1 box of 3)	FP	UD	1	30.83	30.83		
86900	ABO and RH			1	13.94	13.94		
90696	Administration of diphtheria, tetanus, ac	SL		1	0	0		
90698	Administration of diphtheria, tetanus, ac	SL		1	0	0		
90723	Administration of diphtheria, tetanus, ac	SL		1	0	0		
90710	Administration of first measles, mumps, SL			1	0	0		
90633	Administration of hepatitis A virus vaccin	SL		1	0	0		
G0010	Administration of hepatitis B vaccine			1	22	22		
G0008	Administration of influenza virus vaccine			1	20	20		
G0009	Administration of pneumococcal vaccine			1	22	22		
90714	Administration of tetanus and diphtheria	SL		1	0	0		
82105	AFP tetra(Alpha fetoprotein) unconjugat			1	81.43	81.43		
84460	ALT(SGPT)			1	3.54	3.54		
82150	Amylase			1	5.62	5.62		
59426	Antepartum care; 7 or more visits			1	1404	1404		
59425	Antepartum care; visits 4-6			1	700	700		
86850	Antibody Screen			1	16.74	16.74		
86038	Antinuclear Antibodies			1	7.9	7.9		
85730	APTT			1	7.28	7.28		
84450	AST(SGOT)			1	3.54	3.54		
82239	Bile acids level			1	67.75	67.75		
57100	Biopsy of vaginal mucous membrane			1	183	183		
82948	Blood glucose measurement by finger st	QW		1	10	10		
99401	BMI treatment plan			1	0	0		
99403	BMI, abnormal			1	0	0		
99402	BMI, normal			1	0	0		
84520	BUN Urea nitrogen level to assess kidney			1	14.04	14.04		
85025	CBC W diff LabC			1	4.06	4.06		
36415	Collection of Venous Blood			1	25	25		
57452	Colposcopy of the cervix including upper			1	209	209		
57456	Colposcopy w/ endoscopic curretage			1	157	157		
57455	Colposcopy with biopsy of the cervix			1	208	208		
57454	Colposcopy with biopsy of the cervix and			1	300	300		
99409	Completion of TB Screening (LU102)			1	15	15		
82550	Creatinine Kinase (NOT SERUM)			1	3.4	3.4		

G9459	Currently a tobacco non-user			1	0	0	
88141	Cytopathology, phys. reading, abnormal			1	25	25	
99455	Dare Cty Schools Pre-empl PE/TB			1	65	65	
99456	Dare Cty Schools Subst.Teach PE/TB			1	80	80	
J1050	DepoProvera, 1 mg Private			150	0.4	0.4	
56501	Destroy Condylomata			1	263	263	
54050	Destroy lesions			1	196	196	
96110	DEV Screening (PEDS,ASQ,MCHAT)			1	15	15	
57170	Diaphragm Fitting			1	117	117	
80162	Digoxin			1	10.4	10.4	
80185	Dilantin			1	12.5	12.5	
80307	Drug Panel 7 drugs LC # 794370	QW		1	73	73	
80300	Drug screen (DSS, HR)	QW		1	0	0	
80300	Drug screen (Town of NH)			1	50	50	
80307	DRUG TEST(S), Buprenorphine, ANY NUM			1	58	58	
90700	DTaP immunization	SL		1	0	0	
90700	DTaP private			1	33	33	
58100	Endometrial Biopsy of uterine lining			1	235	235	
57500	Endometrial Polypectomy/Biopsy of cerv			1	225	225	
82670	Estradiol			1	75.01	75.01	X
J1050FP	Family Planning DepoProvera 304b	FP	UD	150	0.19	0.19	
90846	Family psychotherapy			1	90.99	90.99	
90847	Family psychotherapy including patient			1	111.83	111.83	
82272	Fecal Occult Blood(Single)			1	13	13	
Q0114	Fern test			1	0	0	
82728	Ferritin			1	11.23	11.23	
36416	Finger,Heel,Ear Stick/Blood			1	7	7	
90660	Flu (90660) intranasal product (triva)			1	29	29	
90672	FLU (90672) Intranasal Product (quad)			1	29	29	
90658	Flu Vaccine			1	15	15	
Q2037	Fluvirin vacc, 3 yrs & >, IM			1	20	20	
Q2038	Fluzone vacc, 3 yrs & >, IM			1	15	15	
82746	Folate			1	11.23	11.23	
84439	Free T4			1	12.9	12.9	
83001	FSH LabCorp			1	45.76	45.76	
90651	Gardasil 9	SL		1	0	0	
90651	Gardasil 9 Intramuscular administration o			1	245	273	28
87081	GC Culture 1 2 3			1	27	27	
87491	GC/Chlamydia trachomatis DNA detectio			1	37.86	37.86	
87798	GC/Chlamydia/Trich			1	90	90	
82977	GGT			1	3.54	3.54	
82950	Glucose Test-1GTT			1	25	25	
82947	Glucose,Plasma Labcorp			1	3.54	3.54	
90853	Group psychotherapy			1	31.22	31.22	
87150	Group Strep B Identification of organism			1	154	154	
G0109	Group Visit (30 min units)			1	24	24	
82952	GTT, each addl beyond 3			1	6	6	

84703	HCG Qualitative			1	12.48	12.48		
84702	hCG Quantitative			1	12.48	12.48		
96160	Health Risk Assessment-HEADSS			1	11	11		
96127	Health Risk Assessments (CRAFFT,PSC,PS			1	10	10		
92551	Hearing Screening			1	23	23		
83036	Hemoglobin A1C			1	18.2	18.2		
83036	Hemoglobin A1c/EAG total hemoglobin r	QW		1	50.75	50.75		
85018	Hemoglobin-Finger Stick	QW		1	10	10		
85018	Hemoglobin-finger stick	FP		1	10	10		
90647	Hemophilus influenza B vaccine prp-omp	SL		1	0	0		
90632	HEP A (ADULT)			1	52	52		
90633	HEP A (PEDS)			1	33	33		
90744	HEP B (Peds)			1	29	29		
90746	HEP B Adult			1	57	57		
80076	Hepatic Function Panel (7)			1	6.03	6.03		
90744	Hepatitis B immuniz, peds/adolesc	SL		1	0	0		
86706	Hepatitis B Surface AB (Hep B Titer)			1	14.98	14.98		
86803	Hepatitis C Virus Antibody			1	11.23	11.23		
80074	Hepatitis Panel			1	51.17	51.17		
86695	Herpes Serology incl. 86696			1	42.74	42.74		
90647	HIB			1	32	32		
98960	HIV results (LU101)			1	0	0		
99502	Home Visit for Newborn Care			1	224	224		
99501	Home Visits for Mother			1	224	224		
86870	Identification of red blood cell antibodies			1	39.2	39.2		
90461	IM adm thru 18yr any rte addl vac			1	15	15		
90471	Imadm1 vaccine	EP		1	39	39		
90460	IMM ADM TILL 18 1ST INJ			1	39	39		
90473	Immunization Admin. by intranasal			1	25	25		
G0108	Individual Visit (30 min. units)			1	65	65		
90655	Influenza 6 – 35 months – preservative f			1	15	15		
87804	Influenza test (Pilot employee clinic only)			1	35	35		
90656	Influenza virus vacc split prsrv free 3 yrs/			1	15	15		
81420	InformaSeq (LabCorp)			1	795	795		
96372	Injection (Therapeutic)			1	30	30		
90686	Intramuscular administration of preserva			1	15	15		
90686	Intramuscular administration of preserva	SL		1	0	0		
90657	Intramuscular injection of trivalent split v			1	15	15		
83540	Iron and TIBC (83550 included)			1	25.69	25.69		
58300	IUD (intrauterine device) insertion			1	164	164		
58301	IUD Removal			1	192	192		
83615	LDH			1	3.4	3.4		
83655	Lead, Blood (Adult)			1	8.63	8.63		
J7297FP	Liletta	FP	UD	1	48	48		
J7297	Liletta Private			1	60	60		
83690	Lipase			1	5.62	5.62		
80061	Lipid panel			1	11.34	11.34		

83704	Lipo-Profile NMR			1	51.58	51.58		
83735	Magnesium			1	3.54	3.54		
86735	Measles/Mumps/Rubella Immunity(8676			1	40.66	40.66		
86140	Measurement C-reactive protein for dete			1	52.25	52.25		
86225	Measurement of DNA antibody			1	0	0		
S0280	Medical home program, comprehensive			1	50	50		
S0281	Medical home program, comprehensive			1	150	150		
S9981	Medical records copying fee, administrat			1	0	0		
90734	Menactra/Menveo private			1	133	133		
90620	Meningitis B (Bexsero)			1	188	188		
90620	Meningitis B (Bexsero)	SL		1	0	0		
90734	Meningococcal conj vaccine tetravalent i	SL		1	0	0		
80053	Metabolic Panel (14)(CMP)			1	7.49	7.49		
80048	Metabolic Panel(8)(BMP)(includes creati			1	6.24	6.24		
82043	Microalbumin Creatine Ratio			1	16.74	16.74		
J7298	Mirena Levonorgestrel-releasing intraute	FP	UD	1	284.18	284.18		
J7298	Mirena private Levonorgestrel-releasing			1	355.23	355.23		
90707	MMR Private			1	86	95	9	
90707	MMR State	SL		1	0	0		
G0271	MNT - Group (30 minute units)			1	25	25		
G0270	MNT - Initial Individual (15 minute units)			1	60	60		
97803	MNT Follow-Up – 15 min.			1	26.8	26.8		
97804	MNT Group – 30 min.			1	25	25		
97802	MNT Initial Individual Only 15 min unit			1	30.64	30.64		
2000F	Monitoring of blood pressure as ordered			1	0	0		
86308	Monospot (80061 included)			1	9.05	9.05		
J7307FP	Nexplanon implant device FP	FP	UD	1	404	404		
J7307	Nexplanon implant device Private			1	505	505		
11981	Nexplanon implant, insertion			1	181	181		
11982	Nexplanon implant, removal			1	207	207		
11983	Nexplanon, removal w/ reinsertion			1	320	320		
59025	NST Fetal non-stress test			1	80	80		
99214	OB Clinic visit for established patient for	OB		1	0	0		
99215	OB Comp eval established patient	OB		1	0	0		
99213	OB Established: Exp Problem Focused	OB		1	0	0		
99212	OB Low level established patient office v	OB		1	0	0		
99211	OB Minor level established patient office	OB		1	0	0		
80081	OB panel w/ HIV LC			1	76.86	76.86		
80055	Obstetric panel w/HIV/Varicella LC			1	83.1	83.1		
D0145	Oral evaluation patient<3 years of age			1	55	55		
99213	OV Est. Pt. Level III–Expanded			1	158	158		
99212	OV Est. Pt. Level II–Limited			1	101	101		
99211	OV Est. Pt. Level I–Nurse Only			1	56	56		
99214	OV Est. Pt. Level IV–Detailed			1	233	233		
99215	OV Est. Pt. Level V–Complex			1	326	326		
99202	OV New Pt. Level II–Expanded			1	168	168		
99203	OV New Pt. Level III–Detailed			1	239	239		

99201	OV New Pt. Level I–Minimal			1	108	108		
99204	OV New Pt. Level IV–Mod Comp			1	365	365		
99205	OV New Pt. Level V– High Comp			1	422	422		
99392	OV Prev 1-4Yr. Well Child EST			1	202	202		
99396	OV Prev 40-64 Yr Exam EST			1	270	270		
99386	OV Prev 40-64 Yr Exam w/FP NEW			1	337	337		
99393	OV Prev 5-11 Yr Exam EST			1	203	203		
99397	OV Prev 65+ Year EST			1	280	280		
99387	OV Prev 65+ Year NEW			1	344	344		
99384	OV Prev Age 12-17 yrs NEW			1	243	243		
99394	OV Prev Age 12-17yrs EST			1	218	218		
99395	OV Prev Age 18-39 yrs EST			1	239	239		
99385	OV Prev Age 18-39yrs NEW			1	251	251		
99391	OV Prev Well Exam <1 EST			1	190	190		
99381	OV Prev Well Exam <1 New			1	208	208		
99382	OV Prev Well Exam 1-4 Yr New			1	216	216		
99383	OV Prev Well Exam 5-11 Yr New			1	225	225		
81175	Pap w/CTng reflex to ASCUS			1	62.76	62.76		
J7300FP	Paragard IUD contraceptive device 340b	FP	UD	1	250	250		
J7300	Pargard IUD contraceptive device private			1	270	270		
83986	PH Body Fluid Except Blood			1	6.25	6.25		
S4993	Pill Pack (OCP)			1	10	10		
90670	Pneumococcal conjugate vaccine, 13 val	SL		1	0	0		
90732	Pneumonia			1	116	129	13	
90713	Polio private			1	39	39		
59430	Post-delivery care			1	246	246		
84132	Potassium			1	3.54	3.54		
99429	PPD - Negative/Private (LU120)			1	15	15		
99412	PPD - Negative/State (LU118)			1	15	15		
99420	PPD - Positive/Private (LU119)			1	15	15		
99411	PPD - Positive/State (LU117)			1	15	15		
81025	Pregnancy Test - Urine			1	20	20		
86645	Prenatal infectious disease panel Analysis			1	378.25	378.25		
86644	Prenatal panel Analysis for antibody to C			1	400.75	400.75		
90670	Prevnar			1	275	297	22	
84144	Progesterone			1	57.59	57.59		X
84146	Prolactin			1	58.03	58.03		
85610	Protime			1	7.7	7.7		
84153	PSA			1	8.63	8.63		
90845	Psychoanalysis			1	86.49	86.49		
90791	Psychosocial eval/assess, initial			1	148.3	148.3		
90840	Psychotherapy for crisis, add-on			1	89.13	89.13		
90839	Psychotherapy for crisis, first 60 minutes			1	139.95	139.95		
90832	Psychotherapy, 30 minutes with patient			1	61.78	61.78		
90834	Psychotherapy, 45 minutes with patient			1	80.24	80.24		
90837	Psychotherapy, 60 minutes with patient			1	117.58	117.58		
90675	Rabies-intramus(pre)			1	0	0		

87624	Reflex test to HPV (with 88175)			1	62.76	62.76		
85045	Retic count			1	6.76	6.76		
86431	Rheumatoid Arthritis Factor (RA)			1	16.74	16.74		
J2790	Rhogam (Full)			1	133	133		
90680	Rotarix			1	103	103		
90680	Rotavirus vaccine, pentavalent, 3 dose sc	SL		1	0	0		
85651	Sedimentation Rate			1	12.27	12.27		
90750	Shingrix for intramuscular use			1	181	181		
83021	SICKLE CELL SCREEN (85660 included)			1	17.94	17.94		
94250	Single measurement of remaining air or l			1	25.7	25.7		
99407	Smoking Cessation > 10 minutes			1	39	39		
99406	Smoking Cessation 3 - 10 minutes			1	21	21		
99000	Specimen Handling			1	20	20		
87205	Stat Male GC Smear			1	12	12		
87880	Strep A test (Pilot employee clinic only)			1	20	20		
90713	Subcutaneous administration of inactiva	SL		1	0	0		
86580	TB Test			1	30	30		
T1002	TB Control Visit (per 15 minutes)			1	50	50		
90715	TDaP vaccine 7 yrs/> IM	SL		1	0	0		
90715	Tdap-Boostrix			1	42	42		
90714	Td-Child >/= 7 private			1	67	67		
Q3014	Telehealth originating site facility fee			1	65	65		
84403	TESTOSTERONE			1	14.56	14.56		
88175	Thin Prep/Pap			1	24.91	24.91		
86800	Thyroglobulin (thyroid protein) antibody			1	84.5	84.5		
84436	Thyroid Profile(84443,84479 & 84480 inc			1	25.38	25.38		
D1206	Topical fluoride varnish;Dental Varnish			1	46	46		
87661	Trich by NAAT			1	37.86	37.86		
84443	TSH			1	7.59	7.59		
90636	TWINRIX-PRIVATE			1	99	99		
81001	U/A auto w/micro			1	14	14		
81003	U/A auto w/o micro			1	10	10		
81002	U/A Dipstick Only			1	10	10		
81000	U/A non-auto with microscopy			1	15	15		
84550	Uric Acid			1	3.54	3.54		
87088	Urine Bacteria Culture			1	18.72	18.72		
82570	Urine protein Creatinine ratio			1	33.93	33.93		
90636	Vaccine for Hepatitis A and Hepatitis B in	SL		1	0	0		
90630	Vaccine for influenza for injection into sk			1	15	15		
90716	Varicella			1	152	169	17	
90716	Varicella vaccination	SL		1	0	0		
86787	Varicella-Zoster Antibody			1	6.24	6.24		
99173	Vision Screening			1	5	5		
82607	Vitamin B12			1	11.23	11.23		
82306	Vitamin D			1	24.65	24.65		
82120	Wet Mount			1	10	10		
87210	Wet Mount			1	14	14		

76801	Ultrasound, first trimester,transabdominal		1		132		X
76805	Ultrasound, after first trimester,transabd.		1		146		X
76815	Ultrasound, limited, fetal heartbeat,position		1		91		X
76817	Ultrasound, pregnant uterus, transvaginal		1		102		X
76830	Ultrasound, transvaginal		1		120		X

|

|

**DARE COUNTY DEPARTMENT OF HEALTH AND HUMAN SERVICES
PUBLIC HEALTH DIVISION**

***Proposed Changes to Clinical Services Fee Schedule
FY 2022***

NEW FEES	COST	JUSTIFICATION
Estradiol	\$75.01	Additional labs requested by our CNM to enhance quality of care
Progesterone	\$57.59	
Ultrasound, first trimester, transabdominal	\$132.00	We recently acquired an ultrasound machine through grant funding. This will enhance the services provided to our prenatal patients in-house during the time of their prenatal visit, without having to make a referral resulting in additional appointments at another location, reducing the potential transportation and child care barriers.
Ultrasound, after first trimester, transabdominal	\$146.00	
Ultrasound, limited, fetal heartbeat, position	\$91.00	
Ultrasound, pregnant uterus, transvaginal	\$102.00	
Ultrasound, transvaginal	\$120.00	
INCREASE IN FEES	COST	JUSTIFICATION
Gardasil 9	Old cost – \$245.00 New cost – \$273.00	Increase in our cost of the vaccine
MMR	Old cost – \$86.00 New cost – \$95.00	
Pneumonia	Old cost – \$116.00 New cost – \$129.00	
Prevnar	Old cost \$275.00 New cost – 297.00	
Varicella	Old cost – \$152.00 New cost – 169.00	

DARE COUNTY DEPARTMENT OF HEALTH & HUMAN SERVICES
FEE SCHEDULE
FY 2021

Cardiopulmonary Resuscitation (CPR), Automated External Defibrillator (AED) & First Aid Courses.

Instructor Led Courses:

Price includes Manual, Exam, Instruction and completion Card

	Total Course Fee
BLS for Providers.....	\$70.00
BLS for Providers (Renewal).....	\$50.00

HeartSaver Courses:

Price includes Manual, Instruction and completion Card

HeartSaver CPR/ AED	\$55.00
Heart Saver CPR/AED/First Aid.....	\$75.00
HeartSaver Pediatric First Aid/CPR/AED.....	\$75.00

Family and Friends CPR: <i>Do not receive completion Card</i>	\$35.00
--	----------------

Blended Learning Courses:

Price Includes Skills Testing and Completion Card-Students are required to complete online portion of course prior to skills testing (No book required)

	Total Course Fee
BLS for Providers.....	\$40.00
Heartsaver Courses.....	\$40.00

**DARE COUNTY DEPARTMENT OF HEALTH AND HUMAN SERVICES
PUBLIC HEALTH DIVISION
ENVIRONMENTAL HEALTH UNIT
PROPOSED FEE SCHEDULE FOR FY 21**

PROPOSED BILLING POLICY AND PROCEDURE ADDITIONS

Title of P&P	Changes	Impact
<ul style="list-style-type: none"> • Collection of Fees for Improvement Permits & Engineered Option Permits • Collection of Fees for On-site Wastewater System Applications & Engineered Option Permit Applications • Collection of Fees for Private Drinking Water Well Applications and Permits • Collection of Fees for Public Swimming Pool and Tattoo Permits • Collection of Fees for Type IV, V, & VI System Inspections • Collection of Fees for Water Sample Applications, Food Service and Public Swimming Pool/Spa Plan Reviews, Temporary Food Establishment Applications, Document Copies and ServSafe Class • Collection of Fees for Re-inspection Fee • Collection of Fees for Re-inspection Fee for Public Swimming Pools and Spas • Collection of Fees for Re-testing for Servsafe Class 	<p>All billing policies and procedures were reviewed by the Environmental Health Supervisor in January 2021. No changes of the existing fees were made.</p>	<p style="text-align: center;">None</p>

**DARE COUNTY DEPARTMENT OF HEALTH AND HUMAN SERVICES
 PUBLIC HEALTH DIVISION
 ENVIRONMENTAL HEALTH UNIT
 PROPOSED FEE SCHEDULE FOR FY 21**

PROPOSED FEE SCHEDULE CHANGES

FY 21 FEE SCHEDULE PROPOSED CHANGES		
NEW FEES		JUSTIFICATION
None at this time		N/A
FEE INCREASE		
None at this time.		N/A

**DARE COUNTY DEPARTMENT OF HEALTH AND HUMAN SERVICES
PUBLIC HEALTH DIVISION
ENVIRONMENTAL HEALTH UNIT
PROPOSED FEE SCHEDULE FOR FY 21**

<u>Services</u>	<u>Fees</u> <u>FY 20</u>	<u>Fees</u> <u>FY 21</u>
<hr/>		
I. Water Samples:		
a. Bacterial	\$ 30.00	Unchanged
a. Chemical	\$ 30.00	Unchanged
II. On-site Wastewater Application:		
a. Residential	\$125.00	Unchanged
b. Commercial	\$400.00	Unchanged
III. Improvement Permits:		
a. Residential	\$400.00	Unchanged
b. Commercial Permits (Based on Flow)		
1. 0- to 1000 gpd	\$500.00	Unchanged
2. 1001-to 3000 gpd	\$600.00	Unchanged
3. Over 3000 gpd	\$700.00	Unchanged
IV. Engineered Option Permit Application		
a. Residential	\$ 37.50	Unchanged
b. Commercial	\$120.00	Unchanged
V. Engineered Option Permit		
a. Residential	\$120.00	Unchanged
b. Commercial Permits (Based on Flow)		
1. 0 – 1000 gpd	\$150.00	Unchanged
2. 1001 – 3000 gpd	\$180.00	Unchanged
3. Over 3000 gpd	\$210.00	Unchanged
VI. New Private Drinking Water Well:		
a. Application	\$ 75.00	Unchanged
b. Permit	\$200.00	Unchanged
VII. Repair/Replacement Private Drinking Well:		
a. Application	\$ 25.00	Unchanged
b. Permit	\$100.00	Unchanged
VIII. Operation Permits - Inspection Fees:		
Type (4) (Every 3 years)	\$150.00	Unchanged
Type (5) (Once a year)	\$250.00	Unchanged
Type (6) (Twice a year)	\$300.00	Unchanged

**DARE COUNTY DEPARTMENT OF HEALTH AND HUMAN SERVICES
PUBLIC HEALTH DIVISION
ENVIRONMENTAL HEALTH UNIT
PROPOSED FEE SCHEDULE FOR FY 21**

IX.	Application For:		
	1. Change of use (Residential)	\$ 75.00	Unchanged
	2. Change of use (Commercial)	\$125.00	Unchanged
X.	Re-writing of a Permit:		
	1. Residential	\$ 75.00	Unchanged
	2. Commercial	\$125.00	Unchanged
XI.	On-site Repair Permit Applications:	\$ 25.00	Unchanged
XII.	On-site Repair Permit:	\$ 75.00	Unchanged
XIII.	Re-inspection Fee:		
	1. Final On-site Wastewater System Re-inspection	\$ 25.00	Unchanged
	2. Public Pool & Spa Permitting Re-inspection	\$ 25.00	Unchanged
XIV.	Plan Review:		
	1. Food/Lodging	\$150.00	Unchanged
	2. Swimming Pool	\$150.00	Unchanged
XV.	Swimming Pool Permits	\$150.00	Unchanged
XVI.	Tattoo Permits	\$100.00	Unchanged
XVII.	Serve Safe Classes	\$140.00	Unchanged
	1. Retesting Exam	\$ 50.00	Unchanged
XVIII.	Temporary Food Establishment Permits	\$ 75.00	Unchanged

**DARE COUNTY DEPARTMENT OF HEALTH & HUMAN SERVICES
PUBLIC HEALTH DIVISION
HOME HEALTH & HOSPICE FEE SCHEDULE
FY 2022**

<u>Home Health Per Visit Charges</u>	<u>Proposed</u>	
Discipline		
Skilled Nursing, RN.....	\$	149
Physical Therapy.....	\$	158
Occupational Therapy.....	\$	158
Speech Therapy.....	\$	158
Medical Social Work.....	\$	188
Nutrition Services.....	\$	148
Home Health Aide.....	\$	68
 <u>Hospice Per Diem Charges</u>		
Level of Care		
Routine Home Care (1-60 days).....	\$	226
Routine Home Care (61+ days).....	\$	179
Continuous Home Care-Hourly (min 8 hrs/per day).....	\$	68
In-Patient Respite-Daily.....	\$	568
General In-Patient-Daily (max 5 consecutive days).....	\$	1,197
Hospice Homemaker.....	\$	16
 <u>Hospice Subcontract Administrative Fee</u>		
In-take/Processing Referral.....	\$	50 flat fee per referral
 <u>Copy Fee</u>		
Medical Records.....0-10 pages	\$	-
each additional page	\$	0.25