

COUNTY OF DARE NORTH CAROLINA



Annual Budget
Fiscal Year 2017

(inside cover)

COUNTY OF DARE, NORTH CAROLINA

ANNUAL BUDGET FISCAL YEAR 2017

BOARD OF COMMISSIONERS

*Robert Woodard, Chairman
Kill Devil Hills, NC*

*Wally Overman, Vice Chairman
Manteo, NC*

*Warren Judge
Kitty Hawk, NC*

*Jack Shea
Southern Shores, NC*

*Allen Burrus
Hatteras, NC*

*Beverly Boswell
Kill Devil Hills, NC*

*Margaret Umphlett
Manteo, NC*

This page intentionally blank.

TABLE OF CONTENTS

BUDGET MESSAGE	1
BUDGET ORDINANCE	12
Schedule of user fees and charges	20
GENERAL INFORMATION	33
Budget in brief	34
Capital outlay	35
Position changes	36
Schedule of full-time equivalent county government employees by function	37
Analysis of general fund balance	38
Debt	39
NC county debt ratings	40
Five year general fund financial projection	41
APPENDIX A - budget line item detail	45
GENERAL FUND	
Revenues	46
Expenditures	
County commissioners	55
County manager	55
Public relations	56
Elections	57
Finance	57
Human resources	58
Information technology	59
GIS	59
Tax mapping	60
Revaluation	60
Business personal tax	61
Tax collections	61
Realty transfer tax	62
Occupancy tax	63
Prepared foods tax	63
Register of deeds	63
Building & grounds	64
Turf maintenance	65
General services	65
Non-departmental	66
Debt service	67
Sheriff	68
Jail	69
Communications	70
Courts	71
Emergency medical services	72
Emergency medical helicopter	72
Emergency management	73
Animal shelter	74
Planning	75
Grants & waterways commission	75
Cooperative extension service	76
Health	76

TABLE OF CONTENTS

Social services	87
DHHS central administration	91
Mental health	91
Veterans service	91
Parks & recreation	91
Libraries	94
Dare county center	94
Older adult services	95
Transportation	96
Youth services	97
Board of education	97
College of the albemarle	98
Recycling	98
Solid waste management	99
Landfill dirt pit	99
Rubble transfer sites	100
Waste water treatment plants	100
Mosquito control	101
Dare county airport authority	102
Transfers to other funds	102
SPECIAL REVENUE FUNDS	
C&D landfill	103
Emergency telephone system	105
Beach nourishment	106
Social services ABC	108
Sanitation	109
Inlet maintenance	112
Donations	113
Capital reserve	115
Disaster recovery	116
ENTERPRISE FUND	
Water	117
INTERNAL SERVICE FUNDS	
Insurance	127
Fleet maintenance	129
APPENDIX B - Capital projects authorized by project ordinances	131
CAPITAL PROJECTS FUNDS	
Water capital projects	132
Capital projects	135
School capital projects	145



COUNTY OF DARE

P.O. Box 1000, Manteo, North Carolina 27954

May 2, 2016

The Board of County Commissioners
 Citizens of Dare County
 Dare County, North Carolina

I submit to you the Manager's Recommended Budget for the fiscal year to end June 30, 2017, as required by NCGS 159-11(b). The budget has been prepared in accordance with the North Carolina Local Government and Fiscal Control Act and General Statute 153A-82. With the 2016 budget, the Board returned to a biennial budget process and this is an update of the Planned Budget for fiscal 2017 from last year.

Fiscal year ("FY") 2017 is expected to continue to reflect an improved economy with all revenues back to or above the pre-recession levels of fiscal year 2007. Expenditures are pressured by pre-65 retiree medical costs and the need to replenish the fund balance of the Insurance (Internal Service) Fund and to increase that of the General Fund.

Budget Summary

The total budget for FY 2017 is \$140,443,267 and the General Fund budget for FY 2017 is \$104,202,977. The FY 2017 budget is 9.38% less than FY 2016 and the General Fund budget is 2.18% more than FY 2016. The large decrease in the total budget is due to the Beach Nourishment Fund. Without the beach nourishment budget changes, the total budget is 1.79% greater than FY 2016.

General Fund estimated revenues (requested) were 1.31% more than the prior year's budget and new requests were 3.38% of the prior year's budget, resulting in a requested deficit of 2.07% or \$2,113,132.

<i>Fund</i>	<i>Original 2015-16</i>	<i>Planned 2016-17</i>	<i>Requested 2016-17</i>	<i>Manager's 2016-17</i>
General	\$101,978,610	\$102,769,243	\$103,309,785	\$104,202,977
<u>Special Revenue:</u>				
C&D Landfill	\$785,714	\$781,000	\$782,500	\$794,581
E911	\$429,759	\$457,446	\$430,939	\$457,446
Beach Nourishment	\$26,136,886	\$8,638,964	\$9,143,414	\$9,143,414
Restricted ABC Funds	\$900,570	\$700,880	\$745,875	\$756,733
Sanitation	\$5,678,805	\$5,702,164	\$5,731,664	\$5,455,739
Donations	\$16,000	\$16,000	\$15,500	\$15,500
Capital Reserve	\$3,895,085	\$4,038,283	\$4,068,557	\$4,138,179
Disaster Recovery	\$107,913	\$108,309	\$108,309	\$108,309
Inlet Maintenance Fund	\$3,000,000	\$3,000,000	\$3,000,000	\$3,000,000
<u>Utilities:</u>				
Water	\$12,043,077	\$12,234,391	\$12,369,389	\$12,370,389
Totals	\$154,972,419	\$138,446,680	\$139,705,952	\$140,443,267

General Fund Budget Summary

General Fund requests were \$2,113,132 more than the amount available prior to the final Health Insurance renewal projection. That projection, along with an increase in employer's retirement contributions, increased the Manager's budget over the requested by \$1,385,160. The Manager's General Fund budget is \$104,202,977, 2.18% or \$2,224,357 more than FY 2016. Without four items, the recommended allowance for a salary study implementation, the health and retirement increases above, and the recommended increase in local current expense to the Board of Education, the rest of the budget decreased by 0.33% or \$341,199.

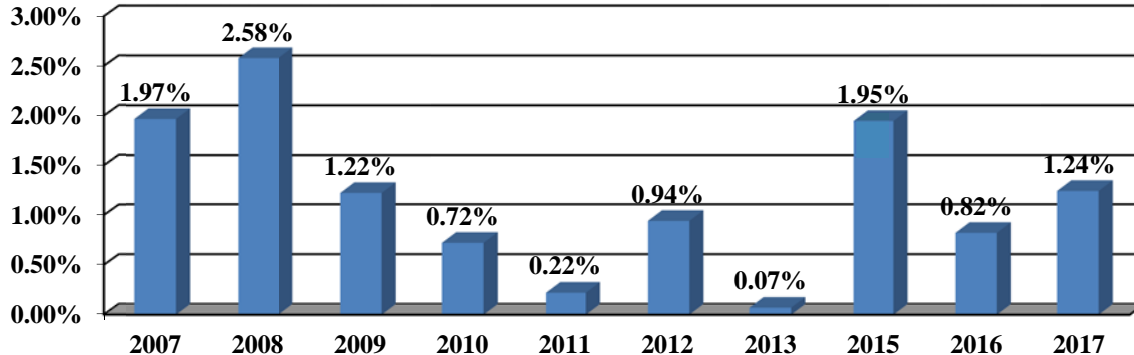
Property Tax Rate and Base

The Manager's budget for FY 2017 maintains the property tax rate at \$0.43 per \$100 of valuation.

The County's taxable property valuation is estimated to be \$13.065 billion, reflecting growth in the tax base of \$160 million or 1.24% over the prior year.

Tax base growth of 1.24% generates \$732,851 of additional revenue and is higher than growth rates experienced in FY 2009 through FY 2013. The chart below shows percentage growth in the tax base over the last ten years, excluding FY 2014, which was a revaluation year.

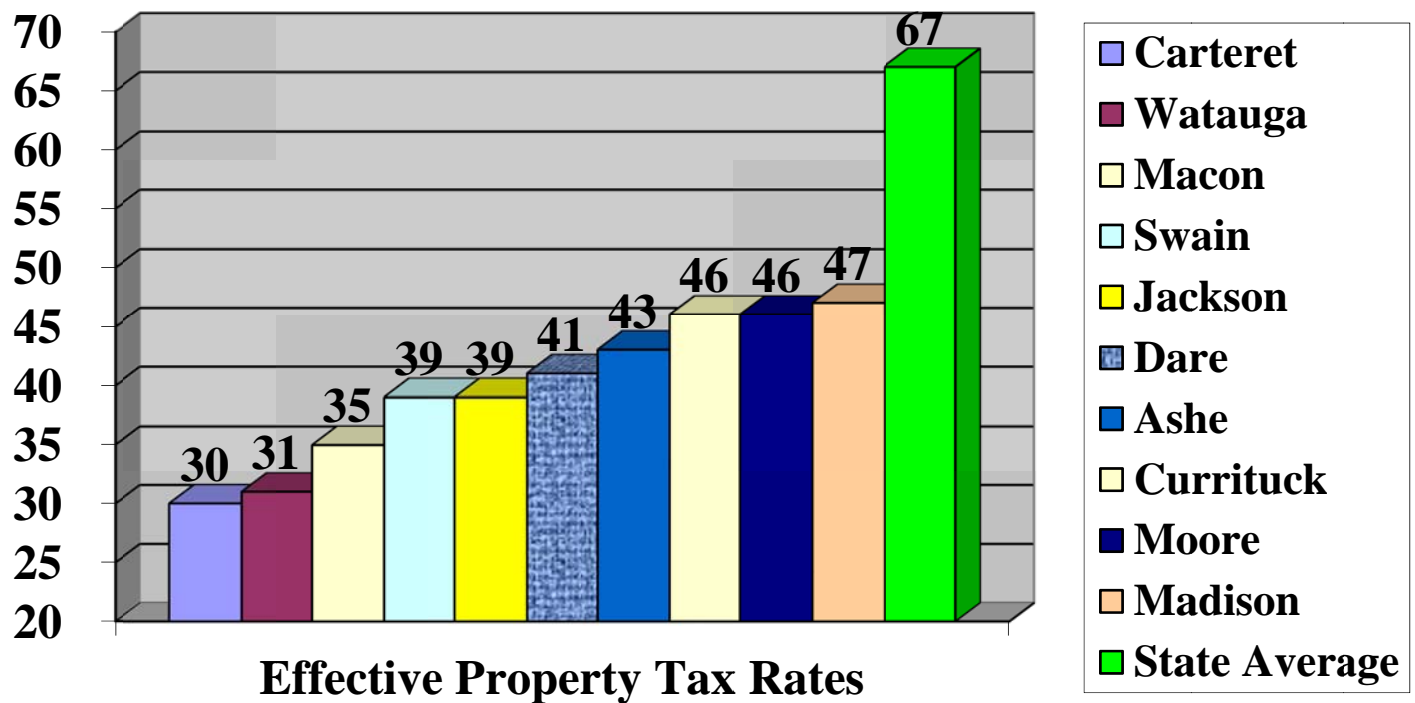
% Growth of Tax Base



The current year collection rate remains very strong, slightly increasing from 99.17% to 99.26%.

The average county property tax rate in North Carolina for FY 2016 was 65.54 cents with a low of 28 cents and a high of \$1.03. Dare County, at 43 cents, was the 7th lowest property tax rate. The Effective Tax Rate is the current rate adjusted for the sales to assessment ratio for each County. That measure equalizes rates for differences in timing of revaluations of property and is based upon a sample of property sales. Dare County's sales to assessment ratio for January of 2016 was 95.17% (tax values averaged 95.17% of sampled actual property sale prices). Dare County's effective tax rate for FY 2016 was 40.4092 cents, which ranked as the 7th lowest in the State. The average was 66.90 cents with a low of 29.99 cents and a high of \$1.0623.

The following graph shows the ten lowest effective tax rates and the average in North Carolina for 2016.



Special District Tax Rates

There were no requests for change to any volunteer fire department, rescue squad or community center tax rates. The Manager's budget ordinance includes a new special district for Buxton Beach Nourishment at a rate of 25 cents.

Budget Initiatives

The goals used in developing the FY 2017 budget were to match Board priorities, to maintain but not expand County service levels, to work within existing revenue sources, and to maintain current department and function budget levels. Board priorities were to provide funds to begin implementation of an in-process salary study, to continue to provide funding for inlet maintenance, to use a new Board of Education funding plan for the second year, to address the fund deficit of the Insurance Fund, and to continue progress in increasing the fund balance of the General Fund.

Maintenance of Board Priorities and Service Levels

- Position changes are as follows and are also shown in the Schedule of Position Changes in the General Information section:
 - Eliminate the part-time Chief Deputy position (#200797) and change to a contracted services task;
 - Move an Office Assistant IV position (#200364) from Health to Health & Human Services Administration;
 - Eliminate a full-time Community Health Technician position (#200786) in Health;
 - Create a part-time Public Health Nurse position in Health (no benefits);
 - Create a part-time Office Support Specialist position in Health (no benefits);
 - Change a Foreign Language Interpreter position in Social Services from part-time to full-time;

- Eliminate two Sanitation Truck Driver positions (#200655 & #200662).
- Local costs for existing items and programs:
 - A \$431,396 increase in local current expense funding for the Board of Education (\$312,388 over the planned budget);
 - A net increase of \$1,109,104 from a 19.7% increase in projected health insurance costs, mainly from the available levels of certain specific stop-loss policies (\$760,611 over the planned budget);
 - \$243,496 in additional funding for the health insurance fund for pre-65 retirees and the fund deficit, bringing the total from the General Fund to \$1,488,496;
 - An increase of \$154,581 in employer retirement contributions due to a rate increase (\$158,304 over the planned budget);
 - \$750,000 for salaries and fringes for the start of implementation of an in-process salary study;
 - \$25,000 for an employee bonus pay plan;
 - An increase of \$25,983 in Medicare supplemental retiree health cost;
 - An increase of \$24,000 in Communications for overtime pay and fringes;
 - An increase of \$6,257 in Co-operative Extension to match an anticipated State employee cost of living pay increase;
 - An increase of \$201,772 in the insurance allocation across all departments (\$143,091 over the planned budget);
 - An increase of \$38,334 in the shop overhead allocation across user departments (\$20,048 over the planned budget);
 - An increase of \$19,500 for Courts and EMS contracted services fees for existing contracts;
 - An increase of \$107,904 in technical support in Social Services for CIP project #2016-12 (document management system), offset by an increase in Social Services grant revenue of \$43,161 and a transfer from the Restricted ABC Revenue Fund of \$64,743;
 - An increase of \$33,000 in Information Technology for a PC virtualization pilot study with a decrease across all departments in PC Leasing of \$114,207;
 - An increase of \$20,000 in Business Personal Tax for a compliance review, offset by an increase in property tax revenue by the same amount;
 - A decrease of \$57,240 for contracted services for substance abuse in the Health Department, reducing the budget to the contract amount;
 - A net increase of \$111,878 in debt service, mainly from the RECC/EOC Building, offset by a transfer from the Capital Reserve Fund of the same amount;
 - A \$15,000 increase in credit card acceptance fees and a \$50,000 new revenue for credit card fees for card presentation transactions to be passed on to the customer; and
 - Capital outlays totaling \$1,323,892, \$385,323 more than FY 2016. \$376,200 of that amount will be funded by grants (see the Capital Outlay schedule in the General Information section for specific items).

New Budget Items

- \$29,300 in Non-departmental for the second half of the Economic Development Study;
- \$322,700 for the cost of three patrol officers in the Sheriff's Department including vehicles and equipment, completely funded by a grant from the Governor's Highway Safety Program (the grant will cover 75% of costs in FY 2018, 50% of costs in FY 2019, and none of the costs in FY 2020); and
- \$19,000 in Human resources for applicant tracking software.

Employees and Employee Compensation

The health insurance plan projected costs increased by 19.7%. The increase is primarily driven by a dramatic increase in the available level of certain specific stop-loss insurance policies. As previously approved by the Board, no changes are made plan structure, co-pays and deductibles. Employees will continue to have dual plan

options, choosing between the traditional plan and a high deductible Health Savings Account Plan with the first \$750 of costs funded by the plan.

\$750,000 is included in the Non-departmental (104490) department for salaries and fringes for the start of implementation of a currently in-process salary study expected to be completed in the fall of 2016.

General Fund Revenues

Changes in FY 2017 revenues compared to FY 2016 revenues, by character, are shown in the following table:

	Change from FY 2016
Ad valorem taxes	\$815,826
Other taxes	578,982
Unrestricted intergovernmental	30,250
Restricted intergovernmental	540,892
Restricted intergovernmental-DSS	64,278
Restricted intergovernmental-Health	(10,789)
Permits and fees	127,093
DSS services	820
Health services	(160,993)
Sales and services	95,450
Interest income	70,525
Other revenue	42,377
Other financing sources and uses	29,656
Total increase from FY 2016	\$2,224,367
% increase over FY 2016	2.18%

Ad valorem taxes

Current year property taxes generate an additional \$752,851 of revenue from a 1.24% growth in the property tax base and an increase in the current year collection percentage to 99.26%. The proposed tax rate remains unchanged at 43 cents.

Other taxes

Sales taxes are budgeted at \$320,487 more than the prior year. FY 2015 growth rates were substantial from an improved economy and expansion of the tax base at 5.28% for point of sale (Article 39), 9.93% for population distributed (Article 40), and 6.51% for mixed distribution (Article 42). FY 2016 growth rates are projected to be 6.68% for Article 39, 3.37% for Article 40, and 4.14% for Article 42. Growth rates used for FY 2017 are 3.5% for Article 39, 3.25% for Article 40 and 3.25% for Article 42, except for the month of July which is budgeted at 0.75% growth for the A39 and A42 sales taxes. An increase in revenue for FY 2017 is better than expected as the Towns of Duck, Kitty Hawk and Kill Devil Hills will gain shares of the distribution from FY 2016 property tax levies for beach nourishment.

Occupancy tax is budgeted at \$261,495 more than the prior year at a growth rate of 2.75%.

Unrestricted intergovernmental

Beer and wine tax and ABC revenues and profits increase by a total of \$35,000.

Restricted Intergovernmental, including Social Services and Health

General grant revenues increase by \$540,892. The budget for the Sheriff's Department includes a new \$322,700 grant from the governor highway safety program previously discussed, and Transportation grants increase by \$194,947.

Social Services grant revenues increase by \$64,278 from increases in reimbursable expenditures and Health Department grant revenues decrease by \$10,789.

Permits and Fees

The FY 2017 budget increase of \$127,093 is the result of several changes. Register of Deeds fees increase by \$45,000, environmental fees increase by \$37,000, and building permit fees increase by \$30,450, all from increased activity. Property tax collection fees increase by \$39,750 from additional towns property tax levies for beach nourishment.

Health Services

The decrease of \$160,993 is mainly from a decrease in Medicare revenue for Home Health.

Sales and Services

The increase of \$95,450 is the result of \$95,000 in EMS and HEMS related revenues based upon current year collections, and a \$10,000 increase in Detention Center inmate boarding fees, offset by a decrease in recycling revenue of \$36,000.

Interest Income

Projected interest earnings increased by \$70,525 from the short-term interest rate increase from last December.

Other financing sources and uses

The increase of \$29,656 is from planned an increase in operating transfers for debt service from the Capital Reserve Fund.

General Fund Balance

The maintenance of a certain level of fund balance is a Board adopted policy and has been a significant positive debt ratings factor for the County. Based upon advice of the County's financial advisor, the target goal for the General Fund unassigned fund balance has been set at 19% within a range of 18% to 20% of current year expenditures.

Appropriated fund balance has historically been budgeted at 3% or less of expenditures, as the expenditure budget is a limit not to be exceeded and history has demonstrated 3% to be a conservative estimate. FY 2017 budgets the appropriated fund balance percentage at 1.92% or \$1,999,000. The surplus for FY 2016 is currently projected at \$860,000. After deducting the one-time use of \$1,250,000 from the FY 2015 surplus for Inlet Maintenance, total fund balance at June 30, 2016 is projected to decrease by \$390,000.

Please see the General Fund – Analysis of Fund Balance table in the General Information section of the budget document.

FY 2016 total fund balance is projected to decrease by \$390,000 per above to \$29,204,835 at June 30, 2016. FY 2016 unassigned fund balance is projected to increase by \$613,552 from \$15,741,283 at June 30, 2015 to \$16,354,835 at June 30, 2016, at 17.38% (including disaster recovery reserve) of FY 2016 projected expenditures. The projected level is 1.62% or \$1,065,165 below the 19% target.

Board of Education

The budget includes an increase in local current expense funding to the Board of Education of \$430,396 over the FY 2016 budget. That amount anticipates a 3.0% State cost of living pay increase and is calculated using the school funding formula agreed upon last year. Per that formula, once the State adopts its budget, the local current expense amount will be recalculated and adjusted either up or down.

Local funding for school operating costs increases to \$22,725,113, which is composed of:

- \$21,141,138 for local current expense;
- \$500,000 for deferred maintenance projects, the second year of five years; and
- \$1,083,975 for County-employed school nurses and school resource officers.

Pupil enrollments and projections are:

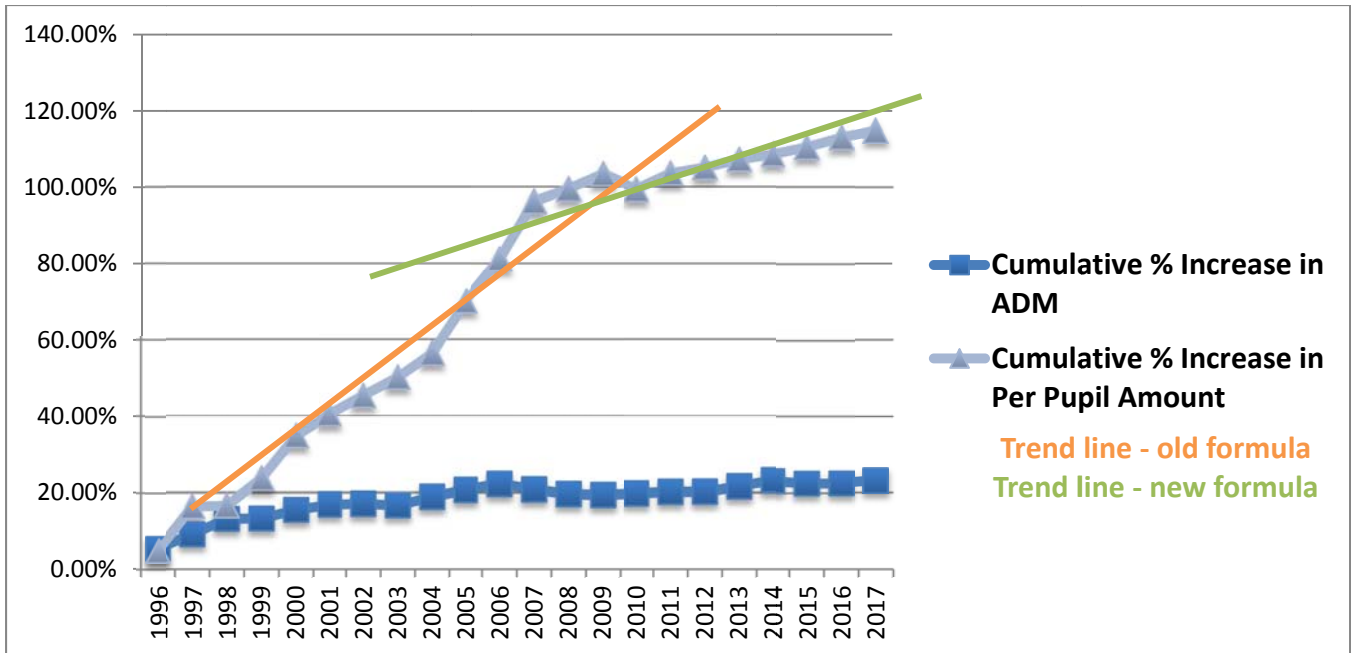
NCDPI projection for fall of 2015	4,992
Actual ADM fall of 2015	4,979
NCDPI projection for fall of 2016	5,010

As shown in the following table, for the last eleven years, FY 2007 through FY 2017, local current expense funding, excluding school nurses and resource officers and excluding \$500,000 for deferred maintenance projects in FY 2015 through FY 2017, has increased 20.15%, from \$17,595,370 to \$21,141,138. Over the same period, the number of students has increased 2.89%, from 4,869 to the state projection of 5,010 for FY 2017.

<i>Fiscal Year</i>	<i>Local Current Expense</i>	<i>ADM</i>	<i>\$ per Pupil</i>	<i>% Increase ADM</i>	<i>% Increase Funding</i>	<i>January CPI</i>
2007	\$17,595,370	4,869	\$3,614	<1.44%>	15.10%	4.0%
2008	\$18,165,625	4,810	\$3,777	<1.21%>	3.24%	2.1%
2009	\$18,873,953	4,797	\$3,935	<0.27%>	3.90%	4.1%
2010	\$18,115,220	4,819	\$3,759	0.46%	<4.02%>	0.0%
2011	\$18,873,220	4,838	\$3,901	0.39%	4.18%	2.6%
2012	\$19,158,576	4,865	\$3,938	0.05%	1.50%	1.6%
2013	\$19,560,936	4,932	\$3,966	1.38%	2.10%	2.9%
2014	\$19,831,106 ⁽³⁾	5,010	\$3,958	1.58%	1.38%	1.6%
2015	\$20,193,436 ⁽³⁾	4,978	\$4,057	<0.64%>	1.83%	<0.1%>
2016	\$20,710,742	4,979	\$4,159	0.01%	2.56%	0.1%
2017	\$21,141,138	5,010 ⁽²⁾	\$4,219	0.62%	1.93%	0.7%

- (1) Opened a new school
- (2) NCDPI projection
- (3) Amended

The following graph shows cumulative percentage changes in funding and in pupils 1996 through 2017. It also shows approximate trend lines for changes under the old and current funding formulas.



Local capital outlay for the Board of Education in the General Fund is maintained \$200,000. The Manager has a request for an additional \$727,000 of local capital outlay in the CIP.

Deferred Maintenance

Using Dare County definitions for what is treated as operating, what is treated as operating capital, and what is treated as a CIP item, the FY 2015 Dare County Schools requested CIP included \$2,599,000 of deferred maintenance items that should have been classified as local current expense. Beginning with FY 2015 and continuing for 5 fiscal years, \$500,000 is set aside for the Board of Education to use for deferred maintenance items. The amount is shown in the Board of Education budget, and is separate from and in addition to local current expense and local capital outlay.

Debt

The County’s general obligation debt rating was upgraded in February 2016 by Standard & Poor’s Ratings Services from AA to AA+. The factors cited for the upgrade were a strong economy, very strong management, very strong budgetary performance and flexibility, very strong liquidity, adequate debt position, and a very strong institutional framework score.

Debt Service in the General Fund:

The County issued \$3,700,000 Series 2015 LOBs in July 2015 for a partial refunding of the Series 2007 COPs.

The County will issue ~\$12,000,000 Series 2016A LOBs in June 2016 for the Regional E911 Center and a partial refunding of the 2007 COPs.

Debt Service in the Beach Nourishment Fund:

The County will issue ~\$25,045,000 Series 2016B LOBs in May 2016 for the Buxton beach nourishment project and for an HVAC Chiller at Hatteras Secondary School. (The school debt service will be in the General Fund.)

The County will issue ~\$10,000,000 Series 2016C LOBs in June 2016 for the Towns' (Duck, Kitty Hawk and Kill Devil Hills) beach nourishment project.

C&D Landfill Fund

Two employees will be transferred from the Sanitation Fund to vacant positions in the C&D Landfill Fund. The vacated positions in the Sanitation Fund will be eliminated.

E911 Fund

The NC E911 Board decreased operating funding by \$27,257 for FY 2017 to \$314,628. That level of funding will require the use of \$137,068 of fund balance for FY 2017. The FY 2017 budget is based upon current operations. Operating costs for the consolidated E911 Center are being compiled and staff will meet with the staff of the E911 Board on funding those costs. After cost and funding determinations have been made, the Board will be asked to amend the budget for the last 2 or 3 months of FY 2017.

Beach Nourishment Fund

The FY 2017 budget reflects continuing sand fencing projects and a \$3,000,000 transfer to the Inlet Maintenance Fund. After debt service amounts are known for the County's debt for Buxton Beach Nourishment and for the County's borrowing for the towns' beach nourishment project, the Board will be asked to amend the budget for those amounts.

Sanitation Fund

The FY 2017 tax rate remains unchanged at 10.3 cents.

Appropriated fund balance for FY 2017 is \$345,339. Projected fund balance at June 30, 2017 is ~\$2,000,000 or a sufficient 36% of expenditures.

The Town of Southern Shores will not renew the collection contract, a revenue loss of \$225,000. To offset, two positions, which will be vacant, will be eliminated and capital outlay will be for one new truck instead of two.

Inlet Maintenance Fund

The FY 2017 funding source is a \$3,000,000 transfer from the Beach Nourishment Fund.

Insurance Fund

The Insurance Fund ended FY 2015 with a profit of \$682,065 and a fund deficit of \$3,849,466, \$1,331,134 of which was the accrual for claims incurred by not reported for the Health Insurance Plan. The FY 2016 budget included an increase of \$300,497 (\$250,000 from the General Fund) specifically for pre-65 retiree costs. FY 2017 increases the additional pre-65 retiree funding by \$238,293 to \$1,745,440 (\$1,488,496 from the General Fund).

FY 2016 is expected to continue to improve the fund deficit with a projected surplus of \$215,000.

Water Fund

The Water Fund maintained debt ratings on its water revenue bonds of AA- from Fitch Ratings (affirmed in May 2015) on the Series 2009 bonds and AA from Standard and Poor's (affirmed in May 2014) on the Series 2009 and Series 2011 bonds.

The Manager's FY 2017 expenditures budget is \$327,312 more than the original FY 2016 budget, after inclusion of the Water Fund's share of all items affecting the General Fund (health insurance, retirement rate increase, and funding to the Insurance Fund) and additional capital outlays.

A water rate structure study with Raftelis Financial Consulting was completed, presented to the Board of Commissioners, and adopted with the FY 2015 budget. While experiencing the national trend of declining per capita water usage, the change in the rate structure enabled the system to increase the amount of fixed revenue from 10.5% of revenue to 21.5% of revenue, which is an amount sufficient to cover debt service.

FY 2017 is the third year of the new rate structure and per the study, a rate increase of 2.0% is included in the budget.

Respectfully submitted,

Robert L. Outten
County Manager

Final Adopted Budget/Addendum to Manager's Recommended Budget

The Board of Commissioners adopted the fiscal year 2017 budget on June 6, 2016, making the following changes to the Manager's recommended budget for the General Fund:

- Increased debt service by \$99,159 for the HVAC chiller replacement at Hatteras Secondary School financed with the Series 2016B LOBs which will close on 1/19/2017, and increased the transfer from the Capital Reserve Fund (revenue) to offset the debt service;
- Increased local current expense to the College of the Albemarle by \$12,000;
- Decreased various insurance and bonds line items by \$144,825 based on the final renewal amounts from the NCACC Insurance Pool;
- Increased the transfer to the Law Enforcement Officers Special Separation Allowance by \$50,000 to a total of \$125,000 based on increased plan payments;
- Decreased debt service for the E911/Emergency Operations Center by \$39,605 based on the final amounts for the Series 2016A LOBs and decreased the transfer from the Capital Reserve Fund for that debt service by \$21,000;
- Decreased debt service by a net amount of \$7,417 to reflect fiscal year 2017 savings from the refunding portion of the Series 2016A LOBs;
- Decreased appropriated fund balance from \$1,999,000 to \$1,878,153;
- Recognized that the State budget has not yet been adopted and the final effect on funding for the Dare County Schools will be determined at a later date, and addressed, if necessary, to increase local current expense to the Dare County Schools by increasing appropriated fund balance.

**Dare County General Fund
Budget Change List
FY2017 Changes to Manager's Proposed Budget**

<u>General Fund - Dept</u>	<u>Org</u>	<u>Object</u>	<u>Project</u>	<u>Description</u>	<u>2017 Managers</u>	<u>2017 Adopted</u>	<u>Increase (Decrease)</u>	<u>Cumulative</u>
Debt Service	104495	548206		DS principal S2016B LOBs	-	95,000	95,000	95,000
Debt Service	104495	549206		DS interest S2016B LOBs	-	4,159	4,159	99,159
Revenue	103090	492714		Transfer from capital reserve	-	(99,159)	(99,159)	-
College of the Albemarle	104676	570001		Local current expense	411,578	423,578	12,000	12,000
Various		525400		Insurance & bonds	2,251,674	2,094,849	(156,825)	(144,825)
Sheriff	104510	595500		Transfer to LEO special separation allowance	75,000	125,000	50,000	(94,825)
Debt Service	104495	548315		DS principal S2016A LOBs for RECC/EOC	325,000	315,000	(10,000)	(104,825)
Debt Service	104495	549315		DS interest S2016A LOBs for RECC/EOC	246,000	216,395	(29,605)	(134,430)
Revenue	103090	492713		Transfer from capital reserve - S16A RECC	(121,000)	(100,000)	21,000	(113,430)
Debt Service	104495	549308		DS interest S2007 COPs	265,345	36,400	(228,945)	(342,375)
Debt Service	104495	549315		DS interest S2016A LOBs-refunding S2007s	216,395	437,923	221,528	(120,847)
Revenue	103090	499900		Appropriated fund balance	(1,999,000)	(1,878,153)	120,847	-

HSS HVAC chiller debt service
HSS HVAC chiller debt service
HSS HVAC chiller debt service
Adjust to requested
Final insurance renewal from NCACC Pool
Must increase funding for increase in payments
Actual debt service for RECC/EOC
Actual debt service for RECC/EOC
Actual debt service for RECC/EOC
Actual debt service from refunding
Actual debt service from refunding

<u>Beach Nourishment - Dept</u>	<u>Org</u>	<u>Object</u>	<u>Project</u>	<u>Description</u>	<u>2017 Managers</u>	<u>2017 Adopted</u>	<u>Increase (Decrease)</u>	<u>Cumulative</u>
Debt Service	224495	548206		DS principal S2016B LOBs - Buxton	-	3,475,000	3,475,000	3,475,000
Debt Service	224495	549206		DS interest S2016B LOBs - Buxton	-	146,846	146,846	3,621,846
Beach Nourishment	224580	555000		Reserve	6,007,104	2,385,258	(3,621,846)	-
Debt Service	224495	548207		DS principal S2016C LOBs - Towns	-	1,435,000	1,435,000	1,435,000
Debt Service	224495	549207		DS interest S2016C LOBs - Towns	-	153,728	153,728	1,588,728
Beach Nourishment	224580	555000		Reserve	2,385,258	796,530	(1,588,728)	-

Actual debt service
Actual debt service
Actual debt service
Actual debt service
Actual debt service
Actual debt service

<u>Capital Reserve - Dept</u>	<u>Org</u>	<u>Object</u>	<u>Project</u>	<u>Description</u>	<u>2017 Managers</u>	<u>2017 Adopted</u>	<u>Increase (Decrease)</u>	<u>Cumulative</u>
Capital Reserve Transfers	274925	591084		Transfer to general fund DS S2016B LOBS	-	99,159	99,159	99,159
Capital Reserve Transfers	274925	555009		Reserved for CIP	2,245,718	2,146,559	(99,159)	-
Capital Reserve Transfers	274925	591083		Transfer to general fund DS S2016A LOBS	121,000	100,000	(21,000)	(21,000)
Capital Reserve Transfers	274925	555009		Reserved for CIP	2,146,559	2,167,559	21,000	-

HSS HVAC chiller debt service
HSS HVAC chiller debt service
Actual debt service for RECC/EOC
Actual debt service for RECC/EOC

DARE COUNTY, NORTH CAROLINA
 ANNUAL BUDGET ORDINANCE
 FISCAL YEAR 2016-2017

BE IT ORDAINED by the Board of Commissioners of Dare County, North Carolina,

Section 1. The following amounts are hereby appropriated in the General Fund for the operation of the county government and its activities for the fiscal year beginning July 1, 2016 and ending June 30, 2017 in accordance with the chart of accounts heretofore established for this county:

REVENUES:

Ad valorem taxes	\$ 56,428,772
Other taxes	22,950,289
Unrestricted intergovernmental	1,085,750
Restricted intergovernmental	6,251,483
Permits and fees	2,275,492
Sales and services	8,564,887
Interest earnings	308,825
Other revenue	601,187
Other financing sources	5,693,604
TOTAL GENERAL FUND REVENUES	<u><u>\$ 104,160,289</u></u>

EXPENDITURES:

General government	
County commissioners	\$ 169,131
County management	374,724
Public relations	255,253
Board of elections	238,952
Finance	764,131
Human resources	363,787
Information technology	925,162
GIS	164,017
Tax mapping	316,517
Revaluation	1,073,104
Business personal tax	301,223
Tax collections	492,533
Realty transfer tax	70,818
Occupancy tax	51,359
Prepared foods tax	63,792
Register of deeds	489,929
Buildings & grounds	1,206,642
Turf maintenance	382,486
General services	614,078
Non-departmental	2,419,894
Total general government	<u>\$ 10,737,532</u>
Debt service	
Debt service	\$ 17,288,014

Public safety	
Sheriff	\$ 7,126,887
Jail	4,008,033
Communications	2,389,767
Courts	574,629
Emergency medical service	9,055,139
Emergency medical helicopter	1,544,515
Emergency management	512,631
Animal shelter	368,605
Total public safety	<u>\$ 25,580,206</u>
Economic & physical development	
Planning	\$ 867,057
Grants & waterways commission	101,981
Cooperative extension	214,749
Total economic & physical development	<u>\$ 1,183,787</u>
Human services	
Health	\$ 7,359,665
Social services	9,080,067
DHHS central administration	663,150
Mental health	78,540
Veterans' service	65,256
Total human services	<u>\$ 17,246,678</u>
Cultural & recreational	
Parks & recreation	\$ 2,528,436
Libraries	937,014
Dare county center	508,520
Older adult services	443,089
Transportation	753,997
Youth services	206,024
Total cultural & recreational	<u>\$ 5,377,080</u>
Education	
Board of education	\$ 22,926,813
College of the albemarle	567,507
Total education	<u>\$ 23,494,320</u>
Environmental protection	
Recycling	\$ 827,770
Solid waste management	509,494
Landfill dirt pit	109,841
Rubble transfer sites	620,904
Waste water treatment	45,460
Mosquito control	434,369
Total environmental protection	<u>\$ 2,547,838</u>
Transportation	
DC airport authority	<u>\$ 704,834</u>
TOTAL GENERAL FUND EXPENDITURES	<u><u>\$ 104,160,289</u></u>

Section 2. The following amounts are hereby appropriated in the Special Revenue Funds.

C & D landfill fund:

Revenues	<u>\$ 794,581</u>
Expenditures	<u>\$ 794,581</u>

Emergency telephone system fund:

Revenues	<u>\$ 457,446</u>
Expenditures	<u>\$ 457,446</u>

Beach nourishment fund:

Revenues	<u>\$ 9,143,414</u>
Expenditures	<u>\$ 9,143,414</u>

Social Services ABC fund:

Revenues	<u>\$ 756,733</u>
Expenditures	<u>\$ 756,733</u>

Sanitation fund:

Revenues	<u>\$ 5,455,739</u>
Expenditures	<u>\$ 5,455,739</u>

Inlet maintenance fund:

Revenues	<u>\$ 3,000,000</u>
Expenditures	<u>\$ 3,000,000</u>

Donations fund:

Revenues	<u>\$ 15,500</u>
Expenditures	<u>\$ 15,500</u>

Capital reserve fund:

Revenues	<u>\$ 4,138,179</u>
Expenditures	<u>\$ 4,138,179</u>

Disaster recovery fund:

Revenues	<u>\$ 108,309</u>
Expenditures	<u>\$ 108,309</u>

Section 3. The following amounts are hereby appropriated in the Enterprise Fund.

Water fund:

Revenues	<u>\$ 12,370,389</u>
Expenditures	<u>\$ 12,370,389</u>

TOTAL OF ALL FUNDS APPROPRIATED IN SECTIONS 1-3

\$140,443,267

Section 4. The following financial plans are hereby adopted for the Internal Service Funds.

Insurance fund:

Revenues	<u>\$ 16,817,348</u>
Expenditures	<u>\$ 16,817,348</u>

Fleet maintenance fund:

Revenues	<u>\$ 3,736,523</u>
Expenditures	<u>\$ 3,736,523</u>

Section 5. Operating funds encumbered by the County as of June 30, 2016, or otherwise designated, are hereby reappropriated for fiscal year 2016-2017. The unexpended balance of Board of Education deferred maintenance, account number 104675-576301, is hereby reappropriated for fiscal year 2016-2017.

Section 6. Donated funds unspent in the Donations fund as of June 30, 2016 are hereby reappropriated for their designated purpose for fiscal year 2016-2017.

Section 7. There is hereby levied a tax at the rate of forty-three cents (\$0.43) per one hundred dollars (\$100) valuation of property listed as of January 1, 2016 for the purpose of raising revenue included in "Ad valorem taxes" in the General fund in Section 1 of this ordinance. This rate of tax is based on estimated total valuation of property for the purpose of taxation of \$13,065,000,000 at an estimated rate of collection of 99.26%. The estimated rate of collection is based on the actual collection rate for fiscal year 2014-2015.

Section 8. There are hereby levied the following tax rates (in cents) for special tax districts per one hundred dollars (\$100) valuation of property listed for taxes as of January 1, 2016 and located within said districts:

<u>Area</u>	<u>Tax Rate</u>
Avon fire district	\$0.0665
Buxton fire district	\$0.1058
Frisco fire district	\$0.0559
Hatteras fire district	\$0.0634
Manns harbor fire district	\$0.0703
Stumpy point fire district	\$0.0962
Salvo fire district	\$0.0800
Martin's point fire district	\$0.0459
Colington fire district	\$0.1391
Roanoke island fire district	\$0.0435
Rodanthe-waves fire district	\$0.0861
Hatteras island rescue squad service district	\$0.0096
Sanitation	\$0.1030
Hatteras community center district	\$0.0821
Stumpy point community center district	\$0.0308
Wanchese community center district	\$0.0266
Rodanthe-waves-salvo community center district	\$0.0306
Buxton beach nourishment district	\$0.2500

Section 9. The rates for Emergency medical services ground transports will be 150% of allowed Medicare rates beginning July 1, 2016.

Section 10. The following rate is hereby adopted as of July 1, 2016 for Emergency medical helicopter services:

Helicopter transport	\$12,362
Mileage	Medicare allowed rate

Section 11. The following rates are hereby adopted as of July 1, 2016 for tipping fees:

C&D landfill	per ton	\$65.00
Municipal garbage - the County Manager is authorized to set the municipal garbage tipping fee.		

Section 12. The following water rates are hereby adopted as of July 1, 2016 for the Water fund:

Base charge minimum - 3,000 gallons:

<u>Meter size</u>		<u>Rate</u>
3/4"	\$	37.45
1"		41.62
1 1/4"		46.82
1 1/2"		54.10
2"		71.79
3"		112.36
4"		169.59
6"		313.16
Volumetric:		
Non-seasonal	\$	6.22
Seasonal		8.08

The follow water rates are hereby adopted as of July 1, 2016 for the Water fund for no-read accounts for customers who signed up during the no impact fee grace period:

<u>Meter size</u>		<u>Rate</u>
3/4"	\$	15.41
1"		19.63
1 1/4"		24.22
1 1/2"		31.54
2"		47.74
3"		85.54
4"		139.54
6"		274.56

The following water fees are hereby adopted as of July 1, 2016 for the Water fund:

<u>Meter size</u>		<u>Impact fees</u>		<u>Connection fees</u>		<u>Security deposit fees</u>
3/4"	\$	2,500	\$	340	\$	107
1"		3,000		500		139
1 1/2"		3,500		1,050		275
2"		4,000		1,325		1,278
3"		5,000		2,000		1,847
4"		6,000		3,000		2,417
6"		8,000		4,500		2,417

The following sewer rates are hereby adopted as of July 1, 2016 for the Water fund:

Fixed fee	\$	135.00	per quarter for first 30,000 gallons of water usage
Usage rate		1.00	per thousand for usage over 30,000 gallons

Section 13. Other current user fees and charges are detailed in the User Fees and Charges Schedule. NSF check fees are a recovery of cost.

Section 14. The County Manager, or in his absence his designee, is hereby authorized to transfer appropriations contained herein or to make appropriations under the following conditions:

- The Finance Director/Assistant to the County Manager may transfer amounts between objects of expenditure within a department that do not increase any type of recurring obligation such as salaries, leases, maintenance contract fees, etc.
- The County Manager may transfer amounts between objects of expenditure within a department without limitation and without a report to the Board being required. For purposes of this section, Health, Social Services and Central Administration are considered one department. A report to the Board is required if changes occur relating to positions as allowed by Section 16.
- The County Manager may transfer amounts up to \$25,000 between departments of the same fund and must make a report to the Board of such transfers at the next regular meeting of the Board.
- The County Manager may transfer funding from special appropriations established for salary adjustments and termination pay and from the contingency appropriation in the General fund observing any policies established by the board of commissioners.
- The County Manager may execute all budget amendments within the Donations fund that are balanced. Donations must be specified as to use.
- In the event of an emergency and under emergency circumstances, the County Manager may transfer funding from the emergency operations appropriation within the Disaster Recovery fund. In the event of an emergency and under emergency circumstances where the Board cannot reasonably hold a meeting, the County Manager is authorized to transfer and expend appropriated sums from any budget account to ensure that the emergency is handled as efficiently and expeditiously as possible. Following the expenditure of funds in this provision, and as soon as the Board can reasonably meet under existing circumstances, the County Manager shall notify the Board the reason for such action, how funds were expended, and present to the Board for ratification an emergency appropriation that sets forth what measures are required to ensure that funds are restored to the appropriate accounts and that the budget is balanced at the end of the fiscal year in which the emergency expenditures occurred.

Section 15. The County Manager, or in his absence his designee, is hereby authorized to execute contractual documents under the following conditions:

- The County Manager may execute contracts for:
 - 1) purchases of apparatus, supplies and materials, and equipment which are within budgeted departmental appropriations;
 - 2) leases of personal property which are of a duration of one year or less; and
 - 3) services and service contracts which are within budgeted departmental appropriations.
- The County Manager may execute contracts, as the lessor or lessee of real property, which are of a duration of one year or less which are within budgeted departmental appropriations.
- The County Manager may execute contracts for feasibility, engineering, design or architectural services, where consultant fees are estimated to be less than \$25,000.
- The County Manager may execute contracts for construction or repair projects which do not require formal competitive bid procedures.

- The County Manager may execute change orders or amendments to construction contracts in amounts up to \$25,000 when the appropriate annual budget contains sufficient appropriated but unencumbered funds or a capital project ordinance contains a project contingency.
- The County Manager may execute grant agreements to or from public and nonprofit organizations which are within budgeted appropriations unless the grantor organization requires execution by the board of commissioners.
- The County Manager is authorized to approve insurance agreements, provided sufficient funds have been appropriated or are within a financial plan.

Section 16. The total number of full-time and part-time permanent positions shall be the maximum number authorized in the entirety of the budget document for the various departments of the County during the fiscal year, except for changes authorized by the Board or as herein provided.

- The County Manager may increase or decrease the number of full-time and/or part-time permanent and/or temporary positions within a department provided the aggregate annual amount to be expended, taking into consideration the changes made, will not exceed the respective annual appropriation for the related salaries and fringes. The County Manager is required to make a report at the next regular meeting of the Board.
- The County Manager may make rearrangements of positions within a department and may change position grades and pay amounts of positions within a department provided the aggregate annual amount to be expended, taking into consideration the changes made, will not exceed the respective annual appropriation for the related salaries and fringes. The County Manager is required to make a report at the next regular meeting of the Board.

Section 17. Further authorizations related to budget and budget controls are as follows:

- The County Manager and the Finance Director are directed and authorized to establish and administer budgeting within department appropriations on a line item control basis.
- No expenditures will be made from the Inlet Maintenance fund until budget amendments for operating transfers are adopted in the General fund, Beach Nourishment fund, and Capital Projects fund and those amounts are transferred into the Inlet Maintenance fund as revenues.
- All grants included in the adopted budget are deemed to be approved by the Board and will not return to the Board for approval to apply or accept the grant unless it is specifically required by the grantor.
- Upon notification of funding increases or decreases to existing, budgeted grants, the County Manager may increase or decrease related appropriations and estimated revenues to match.
- If the estimated revenue in support of an operating appropriation declines, the County Manager is hereby authorized to limit the expenditure of appropriations to equal the decline in estimated revenue. The County Manager will give prior notice to the Board of any limitation of expenditures exceeding \$50,000.
- The County Manager and/or Finance Director/Assistant to the County Manager may create and execute budget amendments for both estimated revenues and expenditures for debt financings provided that a prior budget has been established by the Board for the debt financing based upon estimates, that the debt financing has been approved by the Board, and that the final amounts are not materially different from the prior estimates.
- The Finance Director is authorized to execute interfund loans as needed during the fiscal year to provide cash for operations until such time as revenues received are sufficient to provide funding for expenditures in the receiving fund. This authorization also applies to balances as of the end of the fiscal year provided that the interfund loan is temporary and/or there is a plan for repayment to the loaning fund.
- The County Manager may reject formal bids when deemed appropriate and in the best interests of the County pursuant to G.S. 143-129(a).

Section 18. Use of occupancy tax revenues within the General fund are hereby earmarked as follows: \$1,071,169 (25% of revenue) for garbage, refuse, and solid waste collection and disposal (Landfill, Recycling, Solid waste management, Landfill dirt pit, Rubble transfer sites, and Waste water treatment); \$1,071,169 (25% of revenue) for police protection (Sheriff); and \$2,142,337 (50% of revenue) for emergency services (Communications, Emergency medical services, Emergency medical helicopter, and Emergency management).

Section 19. Appropriations for the Courts firstly are made from court facility fees and court facility fee interest and secondly are made from other revenues.

Section 20. The appropriation for the Dare County Board of Education is allocated as follows:

\$	21,141,138	for local current expense
	200,000	for local capital outlay
	500,000	school capital maintenance


Appropriations for the Dare County Board of Education firstly are made from revenue sources that are restricted to the use of the school system and secondly are made from other revenues. The appropriation for local current expense for the Dare County Board of Education will be distributed in twelve (12) equal monthly installments at the beginning of each month, unless for good cause shown as determined by the County Manager. Local capital outlay for the Dare County Board of Education will be distributed in the first month of the fiscal year. Any additional local capital outlay identified and funded in the capital improvements plan will be paid directly to vendors and contractors by the county upon presentation of approved invoices from the board of education as well as any additional documentation determined necessary by the county Finance Director.

Section 21. Appropriations transferred from the Social Services ABC fund to the General fund will be used for child and family services.

Section 22. Copies of the 2016-2017 Budget as provided herein have remained open for public inspection and have been furnished to the Budget Officer (County Manager), Finance Officer and Clerk to the Board of Commissioners as required by the laws of the State of North Carolina.

Section 23. There will usually be differences between the forecasted and actual results, because events and circumstances frequently do not occur as expected, and those differences may be material.


This Ordinance is adopted this 6th day of June, 2016.



Robert Woodard, Chairman
Board of Commissioners



Attest: Gary Gross
Clerk to the Board



BUDGET ORDINANCE
Schedule of User Fees and Charges
Fiscal Year 2016-2017

Elections

Voter registration copies:

CD	per disk	\$ 25.00
Printer copy of data	per page	0.10
Avery 5160 labels with voter data	per label	0.01

Tax mapping

Map	8.5 x 11 inch	\$ 1.00
Map	8.5 x 14 inch	1.00
Map	18 x 24 inch (blueline-no aerial)	3.00
Map	11 x 17 inch	2.00
Map	18 x 24 inch (with aerial)	5.00
Map	zoning map (color)	8.00
Map	full size tax map	10.00
Map	full size tax map (blueline)	5.00
Registry Plat	18 x 24 inch (blueline)	3.00

Sheriff

Storage fees:

Firearms	\$ 0.30 per day with a minimum of a \$5.00 fee for each firearm
Ammunition	0.05 per day with a minimum of a 1.00 fee for each storage box that contains ammunition

Jail

Inmates housed for other counties	per day	\$ 55.00
Employee meal purchases from jail kitchen	per meal	2.00
Sick call fee	per visit	20.00
Prescription fee	per prescription	10.00
Fingerprint fee	per request	5.00

Parks & Recreation

Program Fees:

Adult programs	fees are set per program and are intended to cover direct costs
Youth programs	fees are set per program with consistency between programs

Facility Usage Fees:

Field	\$ 10.00 per hour, plus 10.00 per hour for lights
Gymnasium (during operating hours)	10.00 per hour
Tennis court	10.00 per hour per court (maximum of 3 courts)
Tournament – field	150.00 per day, plus 50.00 for lights, plus 25% of charged admission and sales
Tournament - gymnasium	35.00 per hour, plus 25% of charged admission and sales, plus 15.00 per hour if staff person required
Meeting space (during operating hours)	10.00 per hour
Bleacher rental, 250 seating	75.00 per day
Bleacher rental, all other	15.00 per day

Additional charges, i.e. security deposit, may apply per facility use agreement to be signed by both parties.

User Fees and Charges (continued)

The Fessenden Center

Facility usage:

Facility usage fee	\$40.00 per hour plus surcharge
1 – 100 person event surcharge	5.00 per hour
101 – 500 person event surcharge	10.00 per hour
501 – 1000 person event surcharge	15.00 per hour
over 1000 person event surcharge	20.00 per hour

Additional charges, i.e. security deposit, may apply per facility use agreement to be signed by both parties.

The Dare County Center

Swipe card fee	\$5.00 per card
----------------	-----------------

Facility usage:

Facility usage fee	\$40.00 per hour plus surcharge
1 – 100 person event surcharge	5.00 per hour
101 – 500 person event surcharge	10.00 per hour
501 – 1000 person event surcharge	15.00 per hour
over 1000 person event surcharge	20.00 per hour

Additional charges, i.e. security deposit, may apply per facility use agreement to be signed by both parties.

Fitness class fees:

Fitness classes, other than Zumba	\$3.00 per class or 15.00 for a month, 55 & older participants may attend at no cost
Zumba	5.00 per class or 25.00 for a month, 55 & older participants may attend at no cost

The Baum Center

Facility usage:

Facility usage fee	\$40.00 per hour plus surcharge
1 – 100 person event surcharge	5.00 per hour
101 – 500 person event surcharge	10.00 per hour
501 – 1000 person event surcharge	15.00 per hour
over 1000 person event surcharge	20.00 per hour

Additional charges, i.e. security deposit, may apply per facility use agreement to be signed by both parties.

Transportation

Fares:

Local	\$ 3.00 one way, 6.00 roundtrip
Out of county	7.00 one way, 14.00 roundtrip
Medicaid trip	1.62 per mile with no fare charged
No show fee	10.00

Public Works

Trash can, picked up	each	\$ 80.00 plus tax
Trash can, delivered	each	90.00 plus tax
6 yd dumpster	each	883.21 plus tax
8 yd dumpster	each	1,046.87 plus tax

User Fees and Charges (continued)

Countywide

Returned payment fees:

Tax Collections, per G.S. 105-357(b)(2), \$ 25.00 or 10% of the amount of the payment, whichever is greater,
subject to a maximum of \$1,000.00

All Other Departments 35.00

Credit card surcharge:

All Departments 2.00%

User Fees and Charges (continued)

Planning

Fees:		
Subdivision, mobile home park, travel trailer park	per lot/site	\$50
Subdivision exempt plat review	per plat	\$50
Zoning Board of Adjustment	per ZBA application	\$300
Zoning Amendments—change in zoning map	per rezoning	\$400
Zoning Amendments – text amendment requests	per application	\$400
Commercial administrative site plan review (approval valid for 12 months)	per total footprint of proposed structure (heated and non-heated)	\$0.25 sq ft
Conditional use permits –home occupation	per application	\$50
Conditional use permits – child care homes	per application	\$50
Conditional use permits –residential group housing	per structure	\$50
Conditional use permits – commercial CUPs including commercial group developments	per total footprint of proposed structure (heated and non-heated)	\$0.25 sq ft
Conditional Use Review –wind turbine		\$250
Amendment to CUP	per application	\$100
Conditional Use Review – all other uses	Minimum application fee	\$200
Residential Site Plan Review (New Construction and Substantial Improvements) (approval valid for 12 months)	per application	\$100
Sign Permits	per application	\$150
Flood Development Permit (not associated with building permit)	per application	\$50
Building Permits-Residential		
		Heated/Non-heated
1 & 2 family dwellings	per sq. ft.	\$0.55/\$0.15
Modular homes	per sq. ft.	\$0.55/\$0.15
Mobile homes (includes up to 200 sq ft of uncovered deck)	per sq. ft.	\$0.25/\$0.15
Additions and enclosures	per sq. ft.	\$0.55/\$0.15
Accessory structure with any dimension over 12 ft.	per sq. ft.	\$0.55/\$0.15
Accessory structure with any dimension less than 12 ft.		Flood development permit \$50
Building Permits –commercial, including but not limited to:		
		Heated/Non-heated
Assembly (churches, restaurants, theaters)	per sq. ft.	\$0.75/\$0.25
Business (banks, offices)	per sq. ft.	\$0.75/\$0.25
Educational (school, child care centers)	per sq. ft.	\$0.75/\$0.25
Institutional (jail, hospital, nursing home)	per sq. ft.	\$0.75/\$0.25
Mercantile (retail, drug store, market)	per sq. ft.	\$0.75/\$0.25
Factory industrial (plant, boat building)	per sq. ft.	\$0.35/\$0.25
Storage (rental units, except hazardous)	per sq. ft.	\$0.35/\$0.25
Hazardous (any of the above)	per sq. ft.	\$0.75/\$0.75
R-1 (hotel, motel, dorm)	per sq. ft.	\$0.75/\$0.25
R-2 (condo, apartment)	per sq. ft.	\$0.75/\$0.25

User Fees and Charges (continued)

<i>Building Permits – residential or commercial</i>		
Docks, piers, bulkheads, dune walks		\$200
Swimming pools		\$250
Hot tubs		\$150
Communication towers, water tanks	per vertical foot	\$3
Antenna (installation, replacement on communication towers, water tanks)	per antenna/unit replaced	\$300
Gas pumps (installation, replacement)	per pump	\$100.00
Fuel Tanks (installation, replacement)	per tank	\$200.00
Wind turbine	per vertical foot	\$3
Remodel, alteration	Per \$1,000 cost	\$10
Signs up to 64 sq. ft. (includes electrical)		\$150
Signs over 64 sq. ft. (includes electrical)		\$250
Change of use with no remodel		\$100
Flood development permit with building permit		\$75
CAMA minor permit		\$100
Moving permit		\$200
Minimum building permit fee		\$100
Re-inspection fee		\$50
Demolition permit (not associated with building replacement)		\$100
Permit renewal fee (must be renewed within 30 days of expiration)		Treated as new permit
Penalty for starting work without permit		Original permit cost plus 50%
Penalty for failing to call for inspections		50% of original permit cost
<i>Electrical Permits</i>		
New construction		Included in building permit
Remodel and alteration		Included in building permit
<i>Electrical Permits</i>		
Service change – line side including panel board		\$50
New service, not requiring separate building permit		\$50
Service upgrade, not requiring separate building permit		\$50
Add circuits to existing panel		\$50
Generator sets		\$50
Minimum permit fee		\$50
<i>Plumbing Permits</i>		
New construction		Included in building permit
Remodel and alteration		Included in building permit
Fixture replacement, relocation and addition not requiring separate building permit	per trapped fixture	\$50 flat fee
Minimum permit fee		\$50

User Fees and Charges (continued)

<i>Mechanical Permits</i>		
New construction		Included in building permit
Remodel and alteration		Included in building permit
All new installation and change outs, not requiring separate building permit	per unit	\$50
Minimum permit fee		50

**DARE COUNTY DEPARTMENT OF HEALTH & HUMAN SERVICES
PUBLIC HEALTH DIVISION
CLINICAL SERVICES FEE SCHEDULE
FY 2017**

CPT CODE	DESCRIPTION	FEE
11981	Insertion, Nexplanon implant	\$ 150
11982	Removal, Nexplanon implant	\$ 150
11983	Removal with reinsertion, Nex.impl.	\$ 275
36415	Collection of Venous Blood	\$ 25
36416	Collection of finger,heel, ear Blood	\$ 15
54050	Destroy lesions	\$ 225
56501	Destroy Condylomata	\$ 226
57170	Diaphragm Fitting	\$ 117
57452	Colposcopy of the cervix including upper/adjacent vagina	\$ 118
57454	Colposcopy with biopsy of the cervix and endocervical curettage	\$ 168
57455	Colposcopy with biopsy of the cervix	\$ 156
58300	IUD Insertion	\$ 150
58301	IUD Removal	\$ 135
59425	Antepartum care; visits 4-6	\$ 700
59426	Antepartum care; 7 or more visits	\$ 1,375
59430	Postpartum care only	\$ 175
80100	HR, DSS, Dare County Sheriff Drug Screen (Report Only)	\$ 50
80300	All Other Drug Screens	\$ 50
81000	Urine Micro with Dip	\$ 15
81002	Urine Dipstick Only	\$ 10
81025	Pregnancy Test - Urine	\$ 20
82120	Wet Mount	\$ 10
82272	Fecal Occult Blood(Single)	\$ 13
82948	Blood glucose mnt. finger stick method	\$ 10
82950	Glucose Test-1GTT	\$ 25
82951	Glucose Test-3GTT	\$ 80
82952	Glucose Test -each beyond 3	\$ 6
85018QW	Hemoglobin-Finger Stick	\$ 10
85018FP	Hemoglobin-finger stick	\$ 10
86580	TB Test	\$ 30
87081	Gonorrhea Culture	\$ 27
87205	Stat Male GC Smear	\$ 20
87210	Smear, Stain & Interpret Wet Mount	\$ 20
87491	plus 87591 - NAAT STDs - GC/Chl	\$ 45
87491	plus 87591, 87798 - NAAT STDs - GC/Chl/Trich	\$ 90
87624	Reflex Test to HPV (with 88175)	\$ 50
87804	Influenza Test	\$ 35
87880	Strep A Test	\$ 20
88141	Cytopathology, Phys. Reading, abnormal	\$ 25
88175	Thin Prep Pap	\$ 35
90460	IM adm through 18; first injection (BCBS)	\$ 39
90461	IM adm through 18; additional inj.(BCBS)	\$ 15
90471	IM adm 1 Injection	\$ 20
90471EP	IM adm 1 injection-Child Health	\$ 39
90472	IM adm; additional injections	\$ 15

CPT CODE	DESCRIPTION	FEE
90473	Immunization Admin. - intranasal	\$ 20
90632	HEP A (ADULT)	\$ 60
90633	HEP A (PEDS)	\$ 44
90636	TWINRIX-PRIVATE	\$ 100
90647	HIB	\$ 29
90649	Gardasil	\$ 184
90655	Flu Vaccine IM 6-35 months-preserv. Free	\$ 15
90658	Flu Vaccine-Trivalent Fluzone IM 3+	\$ 15
90660	FluMist Intranasal Vaccine	\$ 29
90670	Prevnar	\$ 190
90675	Rabies vaccine IM	\$ @ Cost
90680	Rotavirus	\$ 133
90688	Flu Vaccine-Quadrivalent Flulaval IM 3+	\$ 20
90700	DTaP	\$ 30
90707	MMR	\$ 75
90713	POLIO	\$ 36
90714	Td-Child - Tenivac	\$ 30
90715	Tdap-Boostrix	\$ 50
90716	Varicella	\$ 126
90732	Pneumonia (Pneumovax)	\$ 35
90734	Menactra/Menveo	\$ 147
90744	HEP B (Peds)	\$ 27
90746	HEP B Adult	\$ 60
92551	Hearing Screening	\$ 20
96110	PEDS (DEV Screening)	\$ 25
96372	Injection (Therapeutic)	\$ 30
97802	MNT Initial Individual Only 15 min unit	\$ 35
97803	MNT Follow-Up – 15 min.	\$ 30
97804	MNT Group – 30 min.	\$ 25
98960	HIV results (LU101)	\$ -
99000	Specimen Handling	\$ 20
99173	Vision Screening	\$ 20
99201	OV New Pt. Level I–Nurse Only	\$ 78
99202	OV New Pt. Level II–Expanded	\$ 125
99203	OV New Pt. Level III–Detailed	\$ 178
99204	OV New Pt. Level IV–Mod Comp	\$ 277
99205	OV New Pt. Level V– High Comp	\$ 305
99211	OV Est. Pt. Level I–Nurse Only	\$ 50
99212	OV Est. Pt. Level II–Limited	\$ 71
99213	OV Est. Pt. Level III–Expanded	\$ 120
99214	OV Est. Pt. Level IV–Detailed	\$ 180
99215	OV Est. Pt. Level V–Complex	\$ 243
99381	Well Exam <1 New	\$ 208
99382	Well Exam 1-4 Yr New	\$ 224
99383	Well Exam 5-11 Yr New	\$ 230
99384	Age 12-17 yrs New	\$ 250
99385	Age 18-39 yrs New	\$ 239
99386	Age 40-64 yrs New	\$ 266
99387	65+ yrs New	\$ 253
99391	Well Exam <1 EST	\$ 182

CPT CODE	DESCRIPTION	FEE
99392	1-4Yr. Well Child EST	\$ 198
99393	5-11 Yr Exam EST	\$ 198
99394	Age 12-17yrs EST	\$ 230
99395	Age 18-39 yrs EST	\$ 210
99396	40-64 Yr Exam EST	\$ 220
99397	65+ Year EST	\$ 220
99401	BP Check	\$ -
99406	Smoking Cessation 3 - 10 min.	\$ 12
99407	Smoking Cessation > 10 min.	\$ 23
99409	Completion of TB Screening (LU102)	\$ 15
99411	PPD - Positive/State (LU117)	\$ 15
99412	PPD - Negative/State (LU118)	\$ 15
99420	Health Risk Assessment (CH)	\$ 15
99429	PPD - Negative/Private (LU120)	\$ 15
99501	Home Visits for Mother	\$ 224
99502	Home Visit for Newborn Care	\$ 224
D0145	Oral evaluation patient<3 years of age-Child Health	\$ 48
D1206	Topical fluoride varnish;Dental Varnish Child Health	\$ 28
G0008	Administration of influenza virus vaccine-MC	\$ 20
G0009	Administration of pneumococcal vaccine-MC	\$ 22
G0010	Administration of hepatitis B vaccine-MC	\$ 22
G0108	Indiv. Visit (30 min. units) Diabetes-MC	\$ 65
G0109	Group Visit (30 min. units) Diabetes-MC	\$ 24
G0270	MNT - Initial Indiv. (15 min. units)-MC	\$ 60
G0271	MNT - Group (30 min. units)-MC	\$ 25
J1050	Depo Provera (x150 units)	\$ 0.40
J2790	Rhogam (Full)	\$ 115
J7297	Liletta IUD - FP Medicaid	\$ 48
J7297	Liletta IUD	\$ 60
J3490	17P 250mg + 96372	\$ -
J7307	Nexplanon device	\$ 455
J7307FP	Nexplanon device-FP Medicaid	\$ 364
Q2037	Flulaval vacc, 3 yrs & >, IM - MC	\$ 20
Q2038	Fluzone vacc, 3 yrs & >, IM - MC	\$ 15
S0280	Pregnancy Risk Screening	\$ 50
S0281	Postpartum assessment	\$ 150
S4993	Pill Pack (OCP)	\$ 10
T1002	TB Control Visit (per 15 minutes)	\$ 50

CPT CODE	DESCRIPTION	FEE
DENTAL SERVICES		
D0120	PERIODIC ORAL EXAM	\$ 45
D0140	LIMITED ORAL EXAM	\$ 69
D0150	COMPREHENSIVE EVAL	\$ 75
D0170	RE-EVAL LTD PROB FOCUSED	\$ 45
D0210	FULL MOUTH SERIES	\$ 124
D0220	INTRAORAL PERIAPICAL, FIRST	\$ 24
D0230	INTRAORAL PERIAPICAL, ADD'L	\$ 20
D0270	BITEWING, ONE	\$ 20
D0272	BITEWING, TWO	\$ 39
D0273	BITEWING, THREE	\$ 40
D0274	BITEWING, FOUR	\$ 54
D1110	PROPHYLAXIS ADULT (14 AND OVER)	\$ 74
D1120	PROPHYLAXIS CHILD	\$ 58
D1208	FLUORIDE APPLICATION - TOPICAL	\$ 33
D1351	SEALANT	\$ 50
D1510	SPACE MAINT FIXED-UNILATERAL	\$ 330
D1515	FIXED BILATERAL SPACE MAINT	\$ 462
D2140	AMALGAM 1 SUR PERM	\$ 114
D2150	AMALGAM 2 SUR PERM	\$ 144
D2160	AMALGAM 3 SUR PERM	\$ 166
D2161	AMALGAM 4 OR > SURFS PERM	\$ 190
D2330	RESIN 1 SUR ANTERIOR	\$ 123
D2331	RESIN 2 SUR ANTERIOR	\$ 157
D2332	RESIN 3 SUR ANTERIOR	\$ 222
D2335	RESIN 4+ SUR ANTERIOR	\$ 281
D2391	RESIN 1 SUR POST	\$ 166
D2392	RESIN 2 SUR POST	\$ 176
D2930	PREFAB SS CROWN, PRIMARY	\$ 238
D2940	SEDATIVE FILLING	\$ 89
D2950	CORE BUILD-UP INCL ANY PINS	\$ 223
D2954	PREFAB POST AND CORE	\$ 223
D3230	THERAPEUTIC PULPO X FINAL REST ANT	\$ 157
D3240	THERAPEUTIC PULPO X FINAL REST POST	\$ 260
D3310	RCT ANTERIOR TOOTH PERMANENT	\$ 505
D4355	FULL MOUTH DEBRIDEMENT	\$ 153
D7111	EXTRACTION, CORONAL REMN-DECIDUOUS	\$ 100
D7140	EXTRACTION TOOTH/ROOT	\$ 129
D7210	SURGICAL REMOVAL OF TOOTH	\$ 227
D7250	ROOT REMOVAL SURGICAL	\$ 240
D7510	I&D ABSCESS INTRAORAL SOFT TIS	\$ 252
D9110	PALLIATIVE TX MINOR PROC	\$ 91
D9941	FABRICATING AND FITTING ATHLETIC GUARD	\$ 50

**DARE COUNTY DEPARTMENT OF HEALTH & HUMAN SERVICES
PUBLIC HEALTH DIVISION
ENVIRONMENTAL HEALTH FEE SCHEDULE
FY 2017**

Water Samples:	
Bacterial.....	\$ 30
Chemical.....	\$ 30
Site Evaluation:	
Residential or Duplex.....	\$ 125
Large Development and Commercial.....	\$ 400
Improvement Permits:	
Residential.....	\$ 400
Commercial (based on gallons per day):	
-0- to 1000 gal per day.....	\$ 500
1001 to 3000 gal per day.....	\$ 600
3000 gal per day.....	\$ 700
New Private Drinking Water Well:	
Application.....	\$ 75
Permit.....	\$ 200
Replacement (Repair) Private Drinking Water Well:	
Application.....	\$ 25
Permit.....	\$ 100
Operation Permits - Inspection Fees:	
Type (4) - Every 3 years.....	\$ 150
Type (5) - Once a year.....	\$ 200
Type (6) - Twice a year.....	\$ 300
Application For:	
Change of use - Residential.....	\$ 75
Change of use - Commercial.....	\$ 125
Re-writing of a Permit:	
Residential.....	\$ 75
Commercial.....	\$ 125
On-site Repair Permit Applications.....	\$ 25
On-site Repair Permit.....	\$ 75
Re-inspection Fee:	
Final On-site Wastewater System Re-inspection.....	\$ 25
Public Pool & Spa Permitting Re-inspection.....	\$ 25
Plan & Review:	
Food Service.....	\$ 100
Swimming Pool.....	\$ 100
Swimming Pool Permits.....	\$ 100
Tattoo Permits.....	\$ 100
Serve Safe:	
Serve Safe Class.....	\$ 100
Restesting Exam.....	\$ 50
Temporary Food Establishment Permits.....	\$ 75

**DARE COUNTY DEPARTMENT OF HEALTH & HUMAN SERVICES
PUBLIC HEALTH DIVISION
HOME HEALTH & HOSPICE FEE SCHEDULE
FY 2017**

Home Health Per Visit Charges

Discipline

Skilled Nursing, RN.....	\$	129
Physical Therapy.....	\$	137
Occupational Therapy.....	\$	137
Speech Therapy.....	\$	137
Medical Social Work.....	\$	188
Nutrition Services.....	\$	148
Home Care Aide.....	\$	59

Hospice Per Diem Charges

Level of Care

Routine Home Care.....	\$	175
Continuous Home Care.....	\$	1,008 (\$42/hr)
General In-Patient.....	\$	785
In-Patient Respite.....	\$	187
Hospice Homemaker.....	\$	16 /hr (4 hr. min)

Hospice Subcontract Administrative Fee

In-take/Processing Referral.....	\$	50 flat fee per referral
----------------------------------	----	--------------------------

Copy Fee

Medical Records.....	0-10 pages - Free
	.25 each additional page

**DARE COUNTY DEPARTMENT OF HEALTH & HUMAN SERVICES
PUBLIC HEALTH DIVISION
HEALTH EDUCATION FEE SCHEDULE
FY 2017**

Cardiopulmonary Resuscitation, Automated External Defibrillator, & First Aid Courses:	Fee
CPR / AED.....	\$ 70
Adult / Child CPR.....	\$ 90
First Aid / CPR / AED.....	\$ 110

General Information

The General Information section includes the following schedules:

- Budget in Brief
- Capital Outlay
- Position Changes
- Schedule of FTE County Government Employees by Function
- Analysis of General Fund Balance
- Debt
- NC County Debt Ratings
- Five Year General Fund Financial Projection

**Dare County
Budget in Brief
Fiscal Year 2017**

By Function		
	2017 Adopted	2016 Original
Total General Fund	\$ 104,160,289	\$ 101,978,610
General Government	\$ 10,737,532	\$ 10,592,145
Debt Service	\$ 17,288,014	\$ 17,670,072
Public Safety	\$ 25,580,206	\$ 24,513,317
Economic & Physical Development	\$ 1,183,787	\$ 1,152,539
Human Services	\$ 17,246,678	\$ 16,778,860
Cultural & Recreational	\$ 5,377,080	\$ 4,907,641
Education	\$ 23,494,320	\$ 23,041,895
Environmental Protection	\$ 2,547,838	\$ 2,583,562
DC Airport Authority	\$ 704,834	\$ 738,579

Property Taxes		
	2017 Adopted	2016 Original
Total Estimated Property Valuation	\$ 13,065,000,000	\$ 12,905,000,000
One Cent Generates	\$ 1,296,832	\$ 1,279,789
Recommended Tax Rate	\$ 0.43	\$ 0.43
Estimated Current Year Levy	\$ 55,763,772	\$ 55,030,921
2010 Census Population	33,920	

Appropriations by Department		
County commissioners	\$ 169,131	\$ 181,873
County management	374,724	369,664
Public relations	255,253	288,506
Board of elections	238,952	344,716
Finance	764,131	746,190
Human resources	363,787	319,783
Information technology	925,162	915,111
GIS	164,017	158,778
Tax mapping	316,517	298,481
Revaluation	1,073,104	1,026,513
Business personal tax	301,223	266,283
Tax collections	492,533	487,541
Realty transfer tax	70,818	69,967
Occupancy tax	51,359	54,755
Prepared foods tax	63,792	57,193
Register of deeds	489,929	471,805
Buildings & grounds	1,206,642	1,159,833
Turf maintenance	382,486	351,292
General services	614,078	615,515
Non-departmental	2,419,894	2,408,346
Total general government	\$ 10,737,532	\$ 10,592,145
Debt service	\$ 17,288,014	\$ 17,670,072
Sheriff	\$ 7,126,887	\$ 6,501,275
Jail	4,008,033	3,926,301
Communications	2,389,767	2,231,445
Courts	574,629	592,068
Emergency medical services	9,055,139	8,844,764
Emergency medical helicopter	1,544,515	1,544,392
Emergency management	512,631	504,030
Animal shelter	368,605	369,042
Total public safety	\$ 25,580,206	\$ 24,513,317

Planning	\$ 867,057	\$ 835,148
Grants & waterways commission	101,981	98,063
Cooperative extension	214,749	219,328
Total economic & phy. development	\$ 1,183,787	\$ 1,152,539
Health	\$ 7,359,665	\$ 7,296,404
Social services	9,080,067	8,752,215
DHHS central administration	663,150	586,429
Mental health	78,540	78,540
Veterans' service	65,256	65,272
Total human services	\$ 17,246,678	\$ 16,778,860
Parks & recreation	\$ 2,528,436	\$ 2,368,481
Libraries	937,014	902,188
Dare county center	508,520	494,072
Older adult services	443,089	429,439
Transportation	753,997	514,422
Youth services	206,024	199,039
Total cultural & recreational	\$ 5,377,080	\$ 4,907,641
Board of education	\$ 22,926,813	\$ 22,496,417
College of the albemarle	567,507	545,478
Total education	\$ 23,494,320	\$ 23,041,895
Recycling	827,770	787,231
Solid waste management	509,494	488,107
Landfill dirt pit	109,841	106,733
Rubble transfer sites	620,904	638,276
Waste water treatment	45,460	53,935
Mosquito control	434,369	509,280
Total environmental protection	\$ 2,547,838	\$ 2,583,562
DC airport authority	\$ 704,834	\$ 738,579
Total General Fund	\$ 104,160,289	\$ 101,978,610

Dare County
Capital Outlay
Fiscal Year 2017

Department	Org	Object	Project	2017 Planned	2017 Requested	2017 Managers	2017 Adopted	Description	Notes
General Fund									
Commissioners	104410	537400		\$ -	\$ 75,000	\$ -	\$ -	Audio-video system upgrade	
Buildings and grounds	104470	537400		\$ -	\$ 25,000	\$ 25,000	\$ 25,000	Vehicle	Financed
Turf maintenance	104472	537400		\$ 23,800	\$ 26,500	\$ 23,800	\$ 23,800	Vehicle	Financed
Sheriff	104510	537400		\$ 365,000	\$ 365,000	\$ 365,000	\$ 365,000	Patrol vehicles	Financed
Sheriff	104510	537400	00030	\$ -	\$ 141,000	\$ 141,000	\$ 141,000	Patrol vehicles	Grant
EMS	104531	537400		\$ 400,000	\$ 400,000	\$ 400,000	\$ 400,000	Ambulances	Financed
EMS	104531	537400		\$ -	\$ 39,296	\$ -	\$ -	GPS/WiFi	
Planning	104560	537400		\$ 35,000	\$ 35,000	\$ 35,000	\$ 35,000	Vehicle	Financed
Health-environ health	104600	537400	47510		\$ 26,240	\$ 26,240	\$ 26,240	Vehicle	Financed
Health-home health	104600	537400	55710	\$ 31,850	\$ -	\$ -	\$ -	Vehicles	Financed
Social services	104610	537400		\$ -	\$ 72,512	\$ -	\$ -	Vehicles	
Parks and recreation	104640	537400		\$ 4,225	\$ 4,225	\$ 4,225	\$ 4,225	Fessenden center handicap door	
Parks and recreation	104640	537400		\$ 27,550	\$ 27,550	\$ 27,550	\$ 27,550	Mower tractor	Financed
Parks and recreation	104640	537400		\$ 31,202	\$ 31,202	\$ 31,202	\$ 31,202	Vehicle	Financed
Parks and recreation	104640	537400		\$ 9,675	\$ 9,675	\$ 9,675	\$ 9,675	Lions club carpet	
Parks and recreation	104640	537400		\$ -	\$ 19,290	\$ -	\$ -	Playground mulch	
Parks and recreation	104640	537400		\$ -	\$ 29,694	\$ -	\$ -	Vehicle	
Parks and recreation	104640	537400		\$ -	\$ 11,363	\$ -	\$ -	Fessenden center fence repair	
Parks and recreation	104640	537400		\$ -	\$ 18,000	\$ -	\$ -	Fessenden center resurface courts	
Parks and recreation	104640	537400		\$ -	\$ 26,000	\$ -	\$ -	Recreation park playground equipment	
Transportation	104661	537400		\$ 203,909	\$ 235,200	\$ 235,200	\$ 235,200	Transportation vans	Grant
Totals				\$ 1,132,211	\$ 1,617,747	\$ 1,323,892	\$ 1,323,892		
E911 Fund									
	214527	537400		\$ 31,324	\$ 31,324	\$ 31,324	\$ 31,324	E911 equipment	
Sanitation Fund									
	244720	537400		\$ 497,000	\$ 497,000	\$ 465,000	\$ 465,000	Trucks - 1 residential & 1 commercial	Financed
Water Fund									
Hatteras distribution	364811	537400	36004	\$ 24,000	\$ 28,600	\$ 28,600	\$ 28,600	Vehicle	
Hatteras distribution	364811	537400	36005	\$ 7,000	\$ 7,000	\$ 7,000	\$ 7,000	Pump station drives	
Hatteras distribution	364811	537400	36005	\$ 23,000	\$ 23,000	\$ 23,000	\$ 23,000	Towable air compressor	
Hatteras distribution	364811	537400	36005	\$ -	\$ 28,600	\$ -	\$ -	Vehicle	
RWS plant	364812	537400		\$ -	\$ 9,000	\$ 9,000	\$ 9,000	Pump shaft/impeller replacement	
North RO plant	364813	537400		\$ 11,500	\$ 11,500	\$ 11,500	\$ 11,500	RO well lowering	
North RO plant	364813	537400		\$ 25,500	\$ 25,500	\$ 25,500	\$ 25,500	Variable speed drives	
North RO plant	364813	537400		\$ 6,000	\$ 6,000	\$ 6,000	\$ 6,000	Transmission pumps	
Skyco plant	364814	537400		\$ 24,000	\$ 24,000	\$ 24,000	\$ 24,000	Septic system replacement	
North distribution	364815	537400	36001	\$ 23,000	\$ 23,000	\$ 23,000	\$ 23,000	Towable air compressor	
North distribution	364815	537400	36001	\$ 35,000	\$ 50,300	\$ 35,000	\$ 35,000	Vehicle	
North distribution	364815	537400	36001	\$ 12,500	\$ 12,500	\$ 12,500	\$ 12,500	Ground penetrating radar locator	
North distribution	364815	537400	36001	\$ 55,000	\$ 55,000	\$ 55,000	\$ 55,000	Generator	
North distribution	364815	537400	36001	\$ -	\$ 7,600	\$ 7,600	\$ 7,600	Large format scanner	
South distribution	364815	537400		\$ 24,000	\$ 24,000	\$ 24,000	\$ 24,000	Vehicle	
Stumpy point wastewater	364819	537400	36008	\$ -	\$ 42,000	\$ 42,000	\$ 42,000	Wastewater membranes replacement	
Totals				\$ 270,500	\$ 377,600	\$ 333,700	\$ 333,700		

**Dare County
Position Changes
Fiscal Year 2017**

Department	Org	2017 Requested	2017 Managers	2017 Adopted	Description	Position #
General Fund						
Sheriff	104510	-0.5	-0.5	-0.5	Eliminate Chief Deputy Sheriff position Change to contracted services	200797
Communications	104542	2	0	0	Add Telecommunicator I positions	
Health	104600	-1	-1	-1	Move Office Assistant IV position to DHHS Administration	200364
		-1	-1	-1	Eliminate Community Health Technician position	200786
		0.5	0.5	0.5	Add Public Health nurse PT position	200803
		0.5	0.5	0.5	Add Office Support Specialist PT position	tbd
Social Services	104610	0.5	0.5	0.5	Change Foreign Language Interpreter position from PT to FT	tbd
DHHS Central Admin	104620	1	1	1	Move Office Assistant IV position to DHHS Administration	200364
Older Adult Services	104660	0.5	0	0	Change Custodian position from PT to FT	200605
General Fund total		2.5	0	0		
Sanitation Fund						
Sanitation Fund	244720	0	-1	-1	Eliminate Sanitation Truck Driver position	200655
		0	-1	-1	Eliminate Sanitation Truck Driver position	200662
Sanitation Fund total		0	-2	-2		

Dare County
Full-time Equivalent County Government Employees by Function
Last Eleven Fiscal Years

Function/Program	Full-time Equivalent Employees as of June 30										
	2007	2008	2009	2010	2011	2012	2013	2014	2015	2016	2017
General Government	98	98	99	93	92	90	89	87	88	88	88
Public Safety											
Sheriff	68	68	70	70	70	70	69	71	71	72.5	72
Detention center	52	52	52	50	50	50	50	50	50	50	50
Emergency medical services	92	92	92	86	86	86	94	95	95	95	95
Other public safety	29	31	32	31	31	30	30	29	30	32	32
Total Public Safety	241	243	246	237	237	236	243	245	246	250	249
Environmental protection	60	60	61	59	57	54	54	54	54	54	54
Economic and physical development	20	20	16	14	14	11	11	11	11	11	11
Human Services											
Health	82	89	94	93	91	93	94	94	91	91	91
Social services	85	85	88	92	93	94	94	94	95	94	93.5
Central administration	-	-	-	-	-	-	-	-	4	4	5
Other human services	1	1	1	1	1	1	1	1	1	1	1
Total Human Services	168	175	183	186	185	188	189	189	191	190	191
Cultural and recreation	53	53	55	58	58	58	58	59	59	59	59
Water (Business Activity)	63	63	63	63	65	65	65	65	64	64	64
Internal Service	17	17	17	17	17	17	17	17	17	17	17
Totals	720	729	740	727	725	719	726	727	730	732.5	732.5
Related Organization - Dare County Board of Education											
State funded	455	459	458	428	425	408.5	421	418	410		
Federally funded	69	29	22	51	52	30	33	38	31		
Locally funded	186	249	245	245	245	268	251	255	255		
Totals	710	737	725	724	722	706.5	705	711	696		

Source: County Finance Department and NC Department of Public Instruction

Note: This schedule represents number of positions authorized per the budget ordinance as of July 1 of each year. Vacant positions are included in the above numbers. For purposes of this schedule the number of part time employees has been divided by 2.5 to arrive at full time equivalent positions.

Dare County

General Fund Balance

	Consolidated		Consolidated		Consolidated	
	Final		Final		Projected 4/27/2016	
	FY 2014		FY 2015		FY 2016	
Beginning General Fund Balance at July 1	\$ 26,237,698		\$ 27,822,921		\$ 29,594,835	
Change in total General Fund balance for fiscal year	\$ 1,585,223		\$ 1,771,914		\$ 860,000	
Less transfer to Inlet Maintenance Fund FY 2016					\$ 1,250,000	
Total General Fund Balance at June 30	\$ 27,822,921		\$ 29,594,835		\$ 29,204,835	
Less: Restrictions, Commitments and Assignments of General Fund Balance						
Inventories and prepaids	\$ 17,028		\$ 10,583		\$ 15,000	
Encumbrances	\$ 484,026		\$ 471,736		\$ 485,000	
Reserved by State statute	\$ 9,770,978		\$ 9,276,535		\$ 9,500,000	
Title XIX Health Department	\$ 318,030		\$ 222,793		\$ 225,000	
Hospice Health Department	\$ 91,287		\$ 77,182		\$ 80,000	
Disaster Recovery	\$ 620,609		\$ 507,580		\$ 505,000	
Capital	\$ 1,122,755		\$ -		\$ -	
Register of Deeds	\$ 30,704		\$ 19,591		\$ 20,000	
Sheriff	\$ 39,387		\$ 22,552		\$ 25,000	
Subsequent year's budget	\$ 1,995,190		\$ 3,245,000		\$ 1,995,000	
	\$ 14,489,994		\$ 13,853,552		\$ 12,850,000	
Unassigned General Fund Balance at June 30	\$ 13,332,927		\$ 15,741,283		\$ 16,354,835	
Prior June 30	\$ 12,473,770		\$ 13,332,927		\$ 15,741,283	
Change for fiscal year	\$ 859,157		\$ 2,408,356		\$ 613,552	
Calculation of General Fund Balance Reserve						
General Fund Expenditures (consolidated)	\$ 95,866,612		\$ 96,792,226		\$ 97,000,000	
Total General Fund Balance as a Percentage of Expenditures	29.02%		30.58%		30.11%	
	FY 2013	28.23%	FY 2014	29.02%	FY 2015	30.58%
Unassigned General Fund Balance as a Percentage of Expenditures	13.91%		16.26%		16.86%	
	FY 2013	13.42%	FY 2014	13.91%	FY 2015	16.26%
Unassigned General Fund Balance <u>plus Disaster Recovery</u>	14.56%		16.79%		17.38%	
as a Percentage of Expenditures	FY 2013	14.11%	FY 2014	14.56%	FY 2015	16.79%
Unassigned General Fund Balance over/<under> 19%	\$ (4,261,120)		\$ (2,141,660)		\$ (1,570,165)	
	FY 2013	\$ (4,540,365)	FY 2014	\$ (4,261,120)	FY 2015	\$ (2,141,660)

**Dare County
Debt**

Outstanding Debt by Purpose

Governmental Activities

Debt Balances

	2009	2010	2011	2012	2013	2014	2015
Culture & Recreation	\$ 4,021,041	\$ 3,798,750	\$ 3,580,935	\$ 3,370,012	\$ 3,107,713	\$ 2,909,907	\$ 2,898,561
Economic Development	1,122,167	995,161	885,000	825,205	739,173	566,319	475,709
Environmental Protection	3,527,754	3,176,696	2,887,835	2,808,842	2,652,889	2,894,339	2,574,502
General Government	14,075,458	13,214,055	12,362,574	14,371,534	10,741,041	10,004,940	9,491,445
Human Services	5,780,637	4,933,313	4,526,474	4,115,404	3,694,334	3,318,328	3,524,337
Public Safety	11,083,278	9,875,257	17,286,138	16,434,193	24,709,676	22,426,807	21,122,633
Education	117,673,295	109,674,880	102,696,465	93,545,425	87,394,834	80,137,145	76,289,820
Totals	\$ 157,283,630	\$ 145,668,112	\$ 144,225,421	\$ 135,470,615	\$ 133,039,660	\$ 122,257,785	\$ 116,377,007

General Fund debt service	\$ 17,375,318	\$ 18,266,899	\$ 16,768,723	\$ 16,140,790	\$ 14,615,176	\$ 17,704,060	\$ 17,612,211
Other funds debt service	\$ 730,878	\$ 744,930	\$ 675,191	\$ 708,058	\$ 753,637	\$ 800,324	\$ 618,068

Business-type Activities

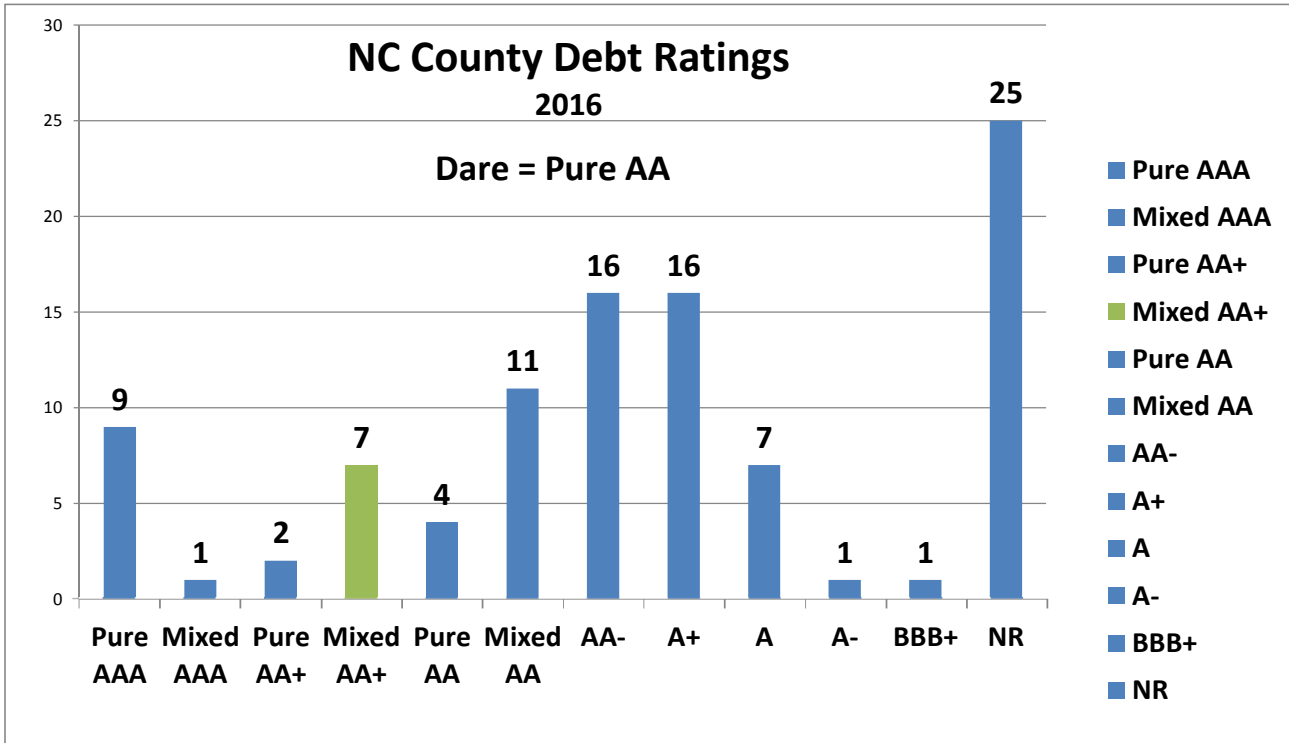
Debt Balances

	2009	2010	2011	2012	2013	2014	2015
Water	\$ 13,470,000	\$ 11,905,000	\$ 34,940,000	\$ 33,725,000	\$ 32,450,000	\$ 31,115,000	\$ 30,100,000

Water Fund debt service	\$ 1,769,485	\$ 1,684,721	\$ 1,676,025	\$ 2,801,356	\$ 2,872,213	\$ 2,866,962	\$ 2,502,398
Coverage	2.64	3.00	3.53	2.54	2.49	2.88	3.70

Debt Ratings

	<u>Moody's</u>	<u>Standard &</u>	<u>Fitch Ratings</u>
	<u>Investors</u>	<u>Poor's</u>	
	<u>Service</u>		
General Obligation	Aa2	AA+	AA
COPs/LOBs	Aa3	AA	AA-
Revenue Bonds 2009	n/a	AA	AA-
Revenue Bonds 2011	n/a	AA	n/a



**County of Dare, North Carolina
Five Year General Fund Financial Projection**

	2015 Actual	2016 Original Budget	2017 Planned Budget	Projected Budget		
				2018	2019	2020
Funding Sources						
Ad valorem taxes	\$ 55,409,214	\$ 55,612,946	\$ 56,043,699	\$ 56,598,521	\$ 57,158,891	\$ 57,724,864
Other taxes	21,783,038	22,371,307	22,390,000	23,094,925	23,822,161	24,572,417
Unrestricted intergovernmental	1,336,558	1,055,500	1,077,850	1,087,964	1,099,483	1,112,462
Restricted intergovernmental - General	1,081,346	1,022,253	1,205,716	1,170,716	1,145,716	1,120,716
Restricted intergovernmental - DSS	4,116,158	4,083,908	4,087,248	4,104,006	4,120,832	4,137,728
Restricted intergovernmental - Health	540,745	550,941	550,941	553,200	555,468	557,745
Interest earnings	239,293	238,300	288,825	340,350	391,375	391,375
Other revenue	838,246	487,756	492,732	493,732	494,732	495,732
Permits & fees	2,225,954	2,148,399	2,187,837	2,187,441	2,261,552	2,338,256
Sales & services	7,402,667	7,545,635	7,569,585	7,787,043	8,011,024	8,241,725
Debt proceeds	921,085	885,569	914,402	950,000	965,000	995,000
Transfers in (funds & CU's)	2,841,498	2,784,876	2,537,806	2,549,153	2,261,000	2,125,000
Appropriated fund balance	-	2,036,191	2,139,573	1,950,000	1,990,000	1,850,000
Total Funding Sources	98,735,803	100,823,581	101,486,214	102,867,050	104,277,233	105,663,020
Expenditures						
General government	9,162,444	10,592,145	11,213,837	10,402,433	10,744,993	11,133,736
Public safety	23,371,639	24,513,317	24,640,017	25,500,452	26,387,323	27,311,892
Economic & physical development	1,302,802	1,152,539	1,185,382	1,181,149	1,213,044	1,246,115
Human services	15,960,835	16,778,860	16,865,921	17,372,833	17,930,430	18,507,593
Cultural & recreational	4,786,110	4,907,641	5,214,346	5,095,073	5,257,863	5,426,369
Environmental protection	2,433,596	2,583,562	2,479,356	2,538,935	2,600,707	2,664,769
Education	21,263,786	21,886,866	22,006,091	22,543,743	23,094,837	23,159,708
Airport	692,609	738,579	740,440	746,760	753,144	759,591
Debt service	17,877,039	17,670,072	17,140,824	16,867,050	16,278,875	15,307,096
Total Expenditures	96,850,860	100,823,581	101,486,214	102,248,428	104,261,216	105,516,869
Funding Sources Over/(Under) Expenditures	\$ 1,884,943	\$ -	\$ -	\$ 618,622	\$ 16,017	\$ 146,151
1X use of fund balance for Inlet Maintenance	-	1,250,000	-	-	-	-
Estimated expenditures savings from budget at 2.5%, excluding education, airport, and debt service	-	860,000	1,539,971	1,552,272	1,603,359	1,657,262
Funding Sources Over/(Under) Expenditures using budget savings	\$ 1,884,943	\$ (390,000)	\$ 1,539,971	\$ 2,170,894	\$ 1,619,376	\$ 1,803,413
Projected ending fund balance	\$ 29,087,255	\$ 28,697,255	\$ 30,237,226	\$ 32,408,120	\$ 34,027,496	\$ 35,830,909
Total fund balance as a % of expenditures	30.03%	28.46%	29.79%	31.70%	32.64%	33.96%
Debt service as a % of total expenditures	18.46%	17.53%	16.89%	16.50%	15.61%	14.51%
Projection of General Fund Long Term Debt						
Additions - vehicles & equipment	\$ -	\$ 885,565	\$ 933,792	\$ 950,000	\$ 965,000	\$ 995,000
Additions - other debt	-	7,485,000	-	365,000	-	-
Principal payments	-	13,154,734	13,026,774	12,897,597	12,476,453	11,711,926
Ending long term debt	\$ 111,911,907	\$ 107,127,738	\$ 95,034,756	\$ 83,452,159	\$ 71,940,706	\$ 61,223,780

County of Dare, North Carolina												
Five Year General Fund Financial Projection							Projected Budget					
	2015 Actual Dollars	2015 Actual Percentage	2016 Budget Dollars	2016 Budget Percentage	2017 Planned Budget Dollars	2017 Planned Budget Percentage	2018 Dollars	2018 Percentage	2019 Dollars	2019 Percentage	2020 Dollars	2020 Percentage
Funding Sources												
Ad valorem taxes	\$ 55,409,214	56.12%	\$ 55,612,946	55.16%	\$ 56,043,699	55.22%	\$ 56,598,521	55.02%	\$ 57,158,891	54.81%	\$ 57,724,864	54.63%
Other taxes	21,783,038	22.06%	22,371,307	22.19%	22,390,000	22.06%	23,094,925	22.45%	23,822,161	22.85%	24,572,417	23.26%
Unrestricted intergovernmental	1,336,558	1.35%	1,055,500	1.05%	1,077,850	1.06%	1,087,964	1.06%	1,099,483	1.05%	1,112,462	1.05%
Restricted intergovernmental - General	1,081,346	1.10%	1,022,253	1.01%	1,205,716	1.19%	1,170,716	1.14%	1,145,716	1.10%	1,120,716	1.06%
Restricted intergovernmental - DSS	4,116,158	4.17%	4,083,908	4.05%	4,087,248	4.03%	4,104,006	3.99%	4,120,832	3.95%	4,137,728	3.92%
Restricted intergovernmental - Health	540,745	0.55%	550,941	0.55%	550,941	0.54%	553,200	0.54%	555,468	0.53%	557,745	0.53%
Interest earnings	239,293	0.24%	238,300	0.24%	288,825	0.28%	340,350	0.33%	391,375	0.38%	391,375	0.37%
Other revenue	838,246	0.85%	487,756	0.48%	492,732	0.49%	493,732	0.48%	494,732	0.47%	495,732	0.47%
Permits & fees	2,225,954	2.25%	2,148,399	2.13%	2,187,837	2.16%	2,187,441	2.13%	2,261,552	2.17%	2,338,256	2.21%
Sales & services	7,402,667	7.50%	7,545,635	7.48%	7,569,585	7.46%	7,787,043	7.57%	8,011,024	7.68%	8,241,725	7.80%
Debt proceeds	921,085	0.93%	885,569	0.88%	914,402	0.90%	950,000	0.92%	965,000	0.93%	995,000	0.94%
Transfers in (funds & CU's)	2,841,498	2.88%	2,784,876	2.76%	2,537,806	2.50%	2,549,153	2.48%	2,261,000	2.17%	2,125,000	2.01%
Appropriated fund balance	-	0.00%	2,036,191	2.02%	2,139,573	2.11%	1,950,000	1.90%	1,990,000	1.91%	1,850,000	1.75%
Total Funding Sources	98,735,803		100,823,581		101,486,214		102,867,050		104,277,233		105,663,020	
Expenditures												
General government	9,162,444	9.46%	10,592,145	10.51%	11,213,837	11.05%	10,402,433	10.17%	10,744,993	10.31%	11,133,736	10.55%
Public safety	23,371,639	24.13%	24,513,317	24.31%	24,640,017	24.28%	25,500,452	24.94%	26,387,323	25.31%	27,311,892	25.88%
Economic & physical development	1,302,802	1.35%	1,152,539	1.14%	1,185,382	1.17%	1,181,149	1.16%	1,213,044	1.16%	1,246,115	1.18%
Human services	15,960,835	16.48%	16,778,860	16.64%	16,865,921	16.62%	17,372,833	16.99%	17,930,430	17.20%	18,507,593	17.54%
Cultural & recreational	4,786,110	4.94%	4,907,641	4.87%	5,214,346	5.14%	5,095,073	4.98%	5,257,863	5.04%	5,426,369	5.14%
Environmental protection	2,433,596	2.51%	2,583,562	2.56%	2,479,356	2.44%	2,538,935	2.48%	2,600,707	2.49%	2,664,769	2.53%
Education	21,263,786	21.96%	21,886,866	21.71%	22,006,091	21.68%	22,543,743	22.05%	23,094,837	22.15%	23,159,708	21.95%
Airport	692,609	0.72%	738,579	0.73%	740,440	0.73%	746,760	0.73%	753,144	0.72%	759,591	0.72%
Debt service	17,877,039	18.46%	17,670,072	17.53%	17,140,824	16.89%	16,867,050	16.50%	16,278,875	15.61%	15,307,096	14.51%
Total Expenditures	96,850,860		100,823,581		101,486,214		102,248,428		104,261,216		105,516,869	
Funding Sources Over/(Under) Expenditures	\$ 1,884,943		\$ -		\$ -		\$ 618,622		\$ 16,017		\$ 146,151	
1X use of fund balance for Inlet Maintenance	-		1,250,000		-		-		-		-	
Estimated expenditures savings from budget at 2.5%, excluding education, airport, and debt service	-		860,000		1,539,971		1,552,272		1,603,359		1,657,262	
Funding Sources Over/(Under) Expenditures using budget savings	\$ 1,884,943		\$ (390,000)		\$ 1,539,971		\$ 2,170,894		\$ 1,619,376		\$ 1,803,413	
Projected ending fund balance	\$ 29,087,255		\$ 28,697,255		\$ 30,237,226		\$ 32,408,120		\$ 34,027,496		\$ 35,830,909	
Total fund balance as a % of expenditures	30.03%		28.46%		29.79%		31.70%		32.64%		33.96%	
Debt service as a % of total expenditures	18.46%		17.53%		16.89%		16.50%		15.61%		14.51%	

County of Dare, North Carolina
Five Year General Fund Financial Projection
Assumptions and Notes

Projection Basis

Years 2018 through 2020 are projected from the Planned 2017 Budget. Therefore revenues include appropriated fund balance and expenditures do not reflect historical savings below budget. *Expenditures have averaged 4.229% below budget for the last 5 years and 4.730% for the last 10 years. A savings adjustment of 2.5% is used.*

Funding Sources

Ad valorem taxes	Current year taxes growth from 1.0% annual growth of tax base after 2017. 2016 & 2017 per budget projection. Prior year taxes no growth due to stable collection %.
Other taxes	Sales taxes growth at 3 year averages of 3.00% to 3.50%. 2016 amounts per estimate & 2017 amounts per projection. Occupancy tax growth at 5 year average of 3.50%. 2016 amounts per estimate & 2017 amounts per projection.
Unrestricted intergovernmental	Growth at 5 year average of 4.0% except for PILT which decreases from \$246,000 to \$125,000.
Restricted intergovernmental - General	No growth.
Restricted intergovernmental - DSS	Growth at 5 year average of 0.41%.
Restricted intergovernmental - Health	Growth at 5 year average of 0.41%.
Interest earnings	Growth due to expected Federal Reserve short term interest rate increases.
Other revenue	No growth.
Permits & fees	Growth at 5 year average of 3.50%.
Sales & services	Growth at 6 year average of 3.0%.
Debt proceeds	Debt proceeds projected for annual vehicle financings. See expenditure note below for Debt Service.
Transfers in (funds & CU's)	Operating transfers projected using fund projections for Restricted ABC Profits and Capital Reserve Fund) and per the latest approved Capital Improvements Plan (Capital Reserve Fund for debt service).
Appropriated fund balance	Appropriated fund balance per 2016 budget and 2017 planned budget, then reduced.

Expenditures

Salaries and fringes	Expenditures were projected by function except for salaries and fringes. Salaries and FICA growth at 3.0%. Retirement growth at 3.25% based upon NCLGERS released information. Health insurance projected at 5 year average of 5.5%.
General government	Growth at 5 year average of 0.58%.
Public safety	Growth at 5 year average of 3.50%.
Economic & physical development	Growth at 5 year average of 0.50%.
Human services	Growth at 5 year average of 2.50%.
Cultural & recreational	Growth at 5 year average of 2.37%.
Environmental protection	Growth at 5 year average of 0.50%.
Education	Growth at 5 year average of 2.50%.
Airport	Growth at 5 year average of 1.0%.
Debt service	Expenditures per specific identification adding debt service for S2015 Refunding LOBs,(2016), for the RECC/EOC project (2016), for the HVAC Chiller at CH Secondary School (2016), for a roof at Manteo High School (2018), and for vehicle financings of \$933,792 (2017), \$950,000 (2018), \$965,000 (2019), and \$995,000 (2020).

This page intentionally blank.

Appendix A

Appendix A includes budget line item detail for each fund.

General Fund

<u>Org</u>	<u>Object</u>	<u>Project</u>	<u>Description</u>	<u>2015 Actual</u>	<u>2016 Orig Budg</u>	<u>2016 Rev Budg</u>	<u>2016 Projected</u>	<u>2017 Planned</u>	<u>2017 Requested</u>	<u>2017 Managers</u>	<u>2017 Adopted</u>
AD VALOREM TAXES											
103010	400103		Taxes-Ad Valorem 2003	-419	0	0	-380	0	0	0	0
103010	400104		Taxes-Ad Valorem 2004	-630	0	0	-483	0	0	0	0
103010	400105		Taxes-Ad Valorem 2005	-851	0	0	-1,513	0	0	0	0
103010	400106		Taxes-Ad Valorem 2006	-1,083	-275	-275	-1,881	0	0	0	0
103010	400107		Taxes-Ad Valorem 2007	-995	-500	-500	-1,893	-275	-500	-500	-500
103010	400108		Taxes-Ad Valorem 2008	-2,675	-750	-750	-1,893	-500	-500	-500	-500
103010	400109		Taxes-Ad Valorem 2009	-8,219	-1,000	-1,000	-3,470	-750	-1,000	-1,000	-1,000
103010	400110		Taxes-Ad Valorem 2010	-9,978	-1,500	-1,500	-6,467	-1,000	-1,500	-1,500	-1,500
103010	400111		Taxes-Ad Valorem 2011	-15,441	-3,000	-3,000	-10,901	-1,500	-2,500	-2,500	-2,500
103010	400112		Taxes-Ad Valorem 2012	-45,604	-17,500	-17,500	-16,601	-3,000	-5,000	-5,000	-5,000
103010	400113		Taxes-Ad Valorem 2013	-289,489	-47,500	-47,500	-38,610	-17,500	-16,000	-16,000	-16,000
103010	400114		Taxes-Ad Valorem 2014	-53,276,394	-375,000	-375,000	-667,000	-47,500	-40,000	-40,000	-40,000
103010	400115		Taxes-Ad Valorem 2015	0	-55,030,921	-55,030,921	-54,935,000	-350,000	-325,000	-450,000	-450,000
103010	400116		Taxes-Ad Valorem 2016	0	0	0	0	-55,482,174	-55,763,772	-55,783,772	-55,783,772
103010	400200		Taxes-Ad Valorem-Other	-7,048	-5,000	-5,000	-6,623	-4,500	-4,500	-4,500	-4,500
103010	400313		Taxes-NCVTS MV 2013	-377,123	0	0	0	0	0	0	0
103010	400314		Taxes-NCVTS MV 2014	-1,226,701	0	0	0	0	0	0	0
103010	400315		Taxes-NCVTS MV 2015	0	0	0	0	0	0	0	0
103010	400501		Taxes-Penalty & Interest	-159,923	-155,000	-155,000	-152,500	-160,000	-150,000	-155,000	-155,000
103010	400502		Taxes-Advertising & Admin	-4,160	-4,000	-4,000	-3,800	-4,000	-3,500	-3,500	-3,500
103010	400511		NCVTS MV Interest	-11,410	0	0	-10,025	0	0	0	0
103010	400576		MVInt & LL Fees to F&F	29,057	29,000	29,000	30,750	29,000	35,000	35,000	35,000
Org Total				-55,409,086	-55,612,946	-55,612,946	-55,828,290	-56,043,699	-56,278,772	-56,428,772	-56,428,772
OTHER TAXES & LICENS											
103015	405001		Local 1% Sales Tax	-10,234,772	-10,538,641	-10,538,641	-10,972,794	-10,560,000	-10,823,758	-10,867,777	-10,867,777
103015	405002		1/2% Sales Tax A42	-5,024,263	-5,184,370	-5,184,370	-5,260,259	-5,185,000	-5,118,143	-5,189,094	-5,189,094
103015	405003		1/2% Sales Tax A40	-2,403,623	-2,497,116	-2,497,116	-2,498,349	-2,500,000	-2,479,699	-2,483,743	-2,483,743
103015	405004		1/2% Sales Tax A44	243	0	0	-915	0	0	0	0
103015	405100		Taxes-Occupancy	-3,999,539	-4,023,180	-4,023,180	-4,198,000	-4,145,000	-4,253,750	-4,284,675	-4,284,675
103015	405300		Video Programming Distribution	-121,085	-128,000	-128,000	-115,000	-128,000	-125,000	-125,000	-125,000
Org Total				-21,783,038	-22,371,307	-22,371,307	-23,045,317	-22,518,000	-22,800,350	-22,950,289	-22,950,289
UNRESTRICTED INTERGOV											

General Fund

<u>Org</u>	<u>Object</u>	<u>Project</u>	<u>Description</u>	<u>2015 Actual</u>	<u>2016 Orig Budg</u>	<u>2016 Rev Budg</u>	<u>2016 Projected</u>	<u>2017 Planned</u>	<u>2017 Requested</u>	<u>2017 Managers</u>	<u>2017 Adopted</u>
103020	410101		State Medicaid Hold Harmless	-68,903	0	0	-35,738	0	0	0	0
103020	410510	60043	Federal RZEDB 45% Rebate	-82,256	0	0	0	0	0	0	0
103020	410600		Beer & Wine Tax	-82,234	-84,750	-84,750	-76,128	-85,000	-84,000	-84,000	-84,000
103020	410700		Payments In Lieu of Taxes	-246,409	-200,000	-200,000	-211,330	-200,000	-190,000	-195,000	-195,000
103020	412000		ABC Mixed Beverage Tax	-38,936	-45,000	-45,000	-39,000	-46,000	-40,000	-40,000	-40,000
103020	412100		ABC Law Enforcement	-12,000	-12,000	-12,000	-12,000	-12,000	-12,000	-12,000	-12,000
103020	412200		ABC Rehabilitation	-94,980	-80,000	-80,000	-100,000	-81,000	-85,000	-90,000	-90,000
103020	412300		ABC Profits	-632,537	-565,000	-565,000	-645,000	-585,000	-590,000	-595,000	-595,000
103020	412400		Game & Wildlife Fees	-14,065	-12,250	-12,250	-12,000	-12,250	-12,250	-12,250	-12,250
103715	411000		Tire Tax Refund	-44,575	-43,000	-43,000	-44,000	-43,000	-43,000	-44,000	-44,000
103730	411100		Solid Waste Disposal Distr	-13,651	-13,500	-13,500	-12,000	-13,600	-13,500	-13,500	-13,500
Org Total				-1,330,545	-1,055,500	-1,055,500	-1,187,196	-1,077,850	-1,069,750	-1,085,750	-1,085,750
RESTRICTED INTERGOVT											
103025	422005		Lottery Money	-350,000	-360,000	-360,000	-360,000	-360,000	-360,000	-360,000	-360,000
103025	422210		CAMA	-2,845	-2,100	-2,100	-3,625	-2,150	-2,300	-2,300	-2,300
103026	423001		State & Fed Aid-Admin	-2,788,048	-2,591,660	-2,586,578	-2,500,000	-2,595,000	-2,639,958	-2,722,139	-2,722,139
103026	423001	60304	State & Fed Aid-Admin	0	0	-105,773	-105,773	0	0	-43,161	-43,161
103026	423011		Work First Cash Asst	0	0	0	-5	0	0	0	0
103026	423014		Adoption Assistance	-20,122	-18,750	-18,750	-19,796	-18,750	-18,750	-18,750	-18,750
103026	423016		Emergency Food & Shelter	0	0	-3,106	-3,106	0	0	0	0
103026	423030		Foster Care-SFHF	-56,408	-88,053	-88,053	-30,000	-88,053	-60,150	-60,150	-60,150
103026	423031		Foster Care IV-E Max Ven	-54,469	-83,853	-83,853	-35,000	-83,853	-83,853	-83,853	-83,853
103026	423040		Albemarle Commission	-120,023	-120,000	-120,000	-120,000	-120,000	-120,000	-120,000	-120,000
103026	423042		State & Fed Aid-Day Care	-1,014,515	-1,070,592	-1,017,466	-1,025,000	-1,070,592	-989,133	-989,133	-989,133
103026	423049		Links Special Funds	-4,846	-6,000	-6,000	-5,600	-6,000	-6,000	-6,000	-6,000
103026	423065		DMA Transportation Reimbursemt	-57,727	-105,000	-105,000	-58,000	-105,000	-105,000	-105,000	-105,000
103027	420601	56001	ABC Alcohol Rehabilitation	-40,959	-40,000	-40,000	-37,276	-40,000	-44,000	-44,000	-44,000
103027	424201	41100	St & Fed-Health Administration	-74,600	-74,600	-74,600	-74,600	-74,600	-74,600	-74,600	-74,600
103027	424202	56001	St & Fed-MH/DD/SAS-Sub Abuse	0	0	0	0	0	-1,500	-1,500	-1,500
103027	424210	47510	St & Fed-Environmental	-4,000	-4,000	-4,000	0	-4,000	0	0	0
103027	424211	47520	St & Fed-Food & Lodging	-28,143	-28,300	-28,300	-32,843	-28,300	-28,300	-28,300	-28,300
103027	424220	51010	St & Fed-Maternal Health	-13,799	-15,367	-35,367	-35,000	-15,367	-14,036	-14,036	-14,036
103027	424221	54131	Smart Start-Baby Link	-52,301	-65,041	-65,041	-52,323	-65,041	-52,323	-52,323	-52,323

General Fund

<u>Org</u>	<u>Object</u>	<u>Project</u>	<u>Description</u>	<u>2015 Actual</u>	<u>2016 Orig Budg</u>	<u>2016 Rev Budg</u>	<u>2016 Projected</u>	<u>2017 Planned</u>	<u>2017 Requested</u>	<u>2017 Managers</u>	<u>2017 Adopted</u>
103027	424230	51510	St & Fed-Womens Prev Health	-39,744	-37,685	-37,685	-37,685	-37,685	-38,276	-38,276	-38,276
103027	424240	53510	St & Fed-Child Health	-18,093	-19,048	-19,048	-19,048	-19,048	-19,004	-19,004	-19,004
103027	424241	53180	St & Fed-Care Coordtn for Chil	-14,549	-15,405	-15,405	-15,405	-15,405	-15,405	-15,405	-15,405
103027	424260	45100	St & Fed-Communicable Disease	-16,116	-15,334	-17,334	-17,334	-15,334	-15,458	-15,458	-15,458
103027	424262	54520	St & Fed-Breast/Cervical Cance	-40,452	-39,015	-39,015	-39,015	-39,015	-39,015	-39,015	-39,015
103027	424263	55030	St & Fed-Healthy Communities	-25,741	-26,831	-30,991	-30,991	-26,831	-26,707	-26,707	-26,707
103027	424270	45140	St & Fed -Preparedness & Respo	-35,373	-34,757	-44,757	-44,757	-34,757	-44,757	-44,757	-44,757
103027	424271	45140	St & Fed-Ebola	0	0	-20,000	-15,000	0	0	0	0
103027	424280	53510	St & Fed-Immunization	-8,269	-7,479	-7,479	-5,435	-7,479	-2,692	-2,692	-2,692
103027	424290	54030	St & Fed-WIC Client Services	-104,033	-102,759	-102,759	-100,000	-102,759	-102,759	-102,759	-102,759
103027	424291	54040	St & Fed-WIC Nutrition Service	-31,184	-33,000	-33,000	-32,500	-33,000	-33,000	-33,000	-33,000
103027	424292	54050	St & Fed-WIC General Admin	-15,975	-15,000	-15,000	-15,000	-15,000	-15,000	-15,000	-15,000
103027	424293	54090	St & Fed-WIC Breastfeeding Pro	-18,372	-17,320	-17,320	-16,500	-17,320	-17,320	-17,320	-17,320
103510	422107	00035	Bullet Proof Vest Grant	-2,136	-2,500	-2,500	-993	-2,500	-2,500	-2,500	-2,500
103510	422125	00068	GCC-Equip Modernization-2014	-11,147	-14,995	-14,995	-14,995	-14,995	-24,445	-24,445	-24,445
103510	422130	00030	Grant Proceeds-GHSP	-48,593	0	0	210	0	-322,700	-322,700	-322,700
103510	460300		Sheriff Fund	-18,906	-30,000	-30,000	-30,000	-30,000	-30,000	-30,000	-30,000
103510	460301	00039	Sheriff Fund-Fed Forfeitures	-16,482	-12,500	-12,500	-12,500	-12,500	-12,500	-12,500	-12,500
103520	422127	00052	US Dept of Justice-SCAAP	-7,719	-12,000	-12,000	-10,420	-12,000	-12,000	-12,000	-12,000
103529	433001		Court Facility Fees	-101,660	-110,000	-110,000	-105,668	-111,000	-111,000	-111,000	-111,000
103542	422220	00405	EmMgmt-Homeland Security Grts	0	0	-20,000	-20,000	0	0	0	0
103542	422220	00409	FEMA PreDisaster Mitigation Gr	0	0	-37,500	-31,675	0	0	0	0
103542	422220	00410	Emergency Management-LEPCs	0	-1,105	-1,105	-1,105	0	0	0	0
103542	422221		Emergency Management	-37,336	-30,000	-30,000	-37,658	-30,000	-30,000	-30,000	-30,000
103560	422020		Soil Conservation	0	-3,600	-3,600	-3,600	-3,600	-3,600	-3,600	-3,600
103560	422020	00762	Soil Conservation	0	0	-23,934	-23,934	0	0	0	0
103575	421200	00061	Grand Proceeds-JCPC	-19,454	-13,500	-18,677	-18,677	-13,500	-13,500	-13,500	-13,500
103635	422060		NC Veterans	0	0	0	-3,051	0	0	0	0
103640	422070	00122	Senior Ctr Develop-Fessenden	-3,893	-3,893	-3,893	-3,893	-3,893	-3,893	-3,893	-3,893
103659	422071	00122	Senior Ctr Develop-OAS	-11,679	-11,680	-11,680	-11,679	-11,680	-11,680	-11,680	-11,680
103659	422073	00124	Alb. Comm Title III-D Grant	-913	-940	-940	-940	-940	-940	-940	-940
103660	422071	00122	Senior Ctr Develop-OAS	-3,893	-4,000	-4,000	-4,000	-4,000	-4,000	-4,000	-4,000
103660	422073	00124	Senior Health Promo.-Alb. Comm	-1,463	-900	-900	-900	-900	-900	-900	-900

General Fund

<u>Org</u>	<u>Object</u>	<u>Project</u>	<u>Description</u>	<u>2015 Actual</u>	<u>2016 Orig Budg</u>	<u>2016 Rev Budg</u>	<u>2016 Projected</u>	<u>2017 Planned</u>	<u>2017 Requested</u>	<u>2017 Managers</u>	<u>2017 Adopted</u>
103660	422075	00128	Grant proceeds-SHIIP	-3,505	-5,000	-5,000	-5,000	-5,000	-6,500	-6,500	-6,500
103661	422080		NCDOT ROAP EDTAP	-52,957	-56,208	-53,136	-53,136	-56,208	-53,136	-53,136	-53,136
103661	422084	00305	NCDOT ROAP RGP	-54,746	-71,639	-60,213	-60,213	-71,639	-60,213	-60,213	-60,213
103661	422085	00300	NCDOT 5311 Admin	-108,376	-108,753	-108,753	-108,753	-108,753	-108,753	-108,753	-108,753
103661	422085	00301	NCDOT 5316 Operating	-11,167	0	-27,000	-7,500	0	0	0	0
103661	422086	00301	NCDOT 5311 Capital	0	0	0	0	-183,518	-211,680	-211,680	-211,680
103661	422089	00320	NCDOT 5310 Operating	-50,000	-50,000	-50,000	-50,000	-50,000	-50,000	-50,000	-50,000
103661	423060		NCDOT ROAP EMPL	-9,251	-10,890	-16,155	-16,155	-10,890	-16,155	-16,155	-16,155
103665	421200	00060	JCPC-Juvenile Services	-51,798	-63,750	-66,150	-66,150	-63,750	-63,750	-63,750	-63,750
103715	427015		Electronics Mgmt Program Reimb	-2,718	-2,300	-2,300	-3,500	-2,300	-2,500	-3,000	-3,000
103760	422020		Soil Conservation	-3,600	0	0	0	0	0	0	0
103760	422020	00760	Soil Conserv-Tech Asst Funds	-19,564	0	0	0	0	0	0	0
Org Total				-5,703,662	-5,657,102	-5,870,711	-5,592,502	-5,843,905	-6,125,641	-6,251,483	-6,251,483
PERMITS & FEES											
103052	434201	47510	Fees-Environmental	-342,962	-333,000	-333,000	-379,200	-335,000	-365,240	-370,000	-370,000
103052	434201	47520	Fees-Food & Lodging	-36,650	-38,000	-38,000	-40,675	-38,000	-38,000	-38,000	-38,000
103052	434201	47530	Fees-Well Program	-1,845	-1,500	-1,500	-1,840	-1,500	-1,500	-1,500	-1,500
103455	432021		Tax Collection Fees-Manteo	-28,792	-28,500	-28,500	-29,876	-28,750	-28,750	-29,250	-29,250
103455	432022		Tax Collection Fees-Kitty Hawk	-52,342	-53,000	-53,000	-63,391	-55,000	-60,000	-62,000	-62,000
103455	432023		Tax Collection Fees-S Shores	-42,209	-42,500	-42,500	-42,626	-42,750	-42,500	-42,500	-42,500
103455	432024		Tax Collection Fees-Duck	-49,579	-50,000	-50,000	-64,524	-52,000	-63,000	-64,000	-64,000
103455	432025		Tax Collection Fees-KDH	-104,178	-105,000	-105,000	-122,467	-107,000	-118,000	-121,000	-121,000
103455	432026		Tax Collection Fees-Nags Head	-32	0	0	-5	0	0	0	0
103455	432100		Tax Collection Fees-Other	-41	0	0	-38	0	0	0	0
103455	432200		Tax Foreclosure Fees	-77,478	-45,000	-45,000	-45,000	-45,000	-45,000	-45,000	-45,000
103457	432011		Tax Collection Fees-Trnsfr Tax	-69,924	-72,484	-72,484	-62,500	-73,152	-71,884	-71,884	-71,884
103458	432012		Tax Collection Fees-Occupancy	-60,564	-70,000	-70,000	-55,000	-70,000	-51,357	-51,357	-51,357
103459	432013		Tax Collection Fees-Prep Food	-73,848	-72,000	-72,000	-55,000	-72,000	-66,001	-66,001	-66,001
103460	430010		Register of Deeds Fees	-387,074	-400,000	-400,000	-395,500	-425,000	-420,000	-420,000	-420,000
103460	430020		Revenue Stamps	-647,116	-575,000	-575,000	-647,250	-575,000	-580,000	-600,000	-600,000
103460	430060		Collection and Admin Fees	-12,948	-11,000	-11,000	-12,000	-11,000	-11,500	-11,500	-11,500
103510	431041		Firearm Storage Fees (NCGS50B)	-177	-1,000	-1,000	-2,225	-1,000	-1,000	-1,000	-1,000
103510	431042		Concealed Weapon Applic Fees	-12,980	-12,500	-12,500	-21,235	-12,500	-12,500	-12,500	-12,500

General Fund

<u>Org</u>	<u>Object</u>	<u>Project</u>	<u>Description</u>	<u>2015 Actual</u>	<u>2016 Orig Budg</u>	<u>2016 Rev Budg</u>	<u>2016 Projected</u>	<u>2017 Planned</u>	<u>2017 Requested</u>	<u>2017 Managers</u>	<u>2017 Adopted</u>
103560	430030		Building Permits	-218,139	-219,550	-219,550	-311,500	-224,550	-225,000	-250,000	-250,000
103560	430040		Planning & Development Fees	-7,077	-18,365	-18,365	-20,470	-18,635	-18,000	-18,000	-18,000
Org Total				-2,225,954	-2,148,399	-2,148,399	-2,372,322	-2,187,837	-2,219,232	-2,275,492	-2,275,492
SALES & SERVICES											
103026	423070		Child Support Fees	-8,265	-9,374	-9,374	-9,500	-9,374	-9,374	-9,374	-9,374
103026	423071		Child Support Incentives	-65,494	-29,642	-29,642	-52,009	-29,642	-29,642	-29,642	-29,642
103027	464602	51015	CCNC-OB Care Management	-50,605	-40,987	-40,987	-50,032	-40,987	-40,987	-40,987	-40,987
103027	464602	53180	CCNC-Care Coord for Children	-61,109	-60,365	-60,365	-56,585	-60,365	-55,694	-55,694	-55,694
103051	463003		Child Support	-8,510	-15,000	-15,000	-18,902	-15,000	-15,000	-15,000	-15,000
103051	463010		Client Refunds-WF Cash	-136	-2,000	-2,000	0	-2,000	-2,000	-2,000	-2,000
103051	463011		Client Refunds-Food Stamps	-4,133	-1,500	-1,500	-5,540	-1,500	-1,500	-1,500	-1,500
103051	463012		Client Refunds-Medicaid	-635	-1,000	-1,000	-525	-1,000	-1,000	-1,000	-1,000
103051	463013		Client Refunds-Other	0	-125	-125	-50	-125	-125	-125	-125
103051	463050		Health Choice Enrollment	-15,950	-9,180	-9,180	-12,700	-9,180	-10,000	-10,000	-10,000
103051	463070		Title III Contributions	-7,994	-7,500	-7,500	-6,400	-7,500	-7,500	-7,500	-7,500
103051	464001		CAP Medicaid Reimbursement	-62,052	-87,500	-87,500	-74,203	-87,500	-87,500	-87,500	-87,500
103052	424224		Board of Education-Fees	0	-533,266	-533,266	0	-533,266	-533,266	-533,266	-533,266
103052	441092		Medicaid Cost Settlement	-186,731	-175,000	-175,000	-248,889	-200,000	-175,000	-180,000	-180,000
103052	444202	41200	Fees-Flu Shots-Adult Hlth	-733	-2,700	-2,700	-890	-2,700	-700	-700	-700
103052	444203	41200	Fees-Adult Hlth	-43,526	-48,000	-48,000	-41,770	-48,000	-45,000	-45,000	-45,000
103052	444205	41200	Fees-Lab-Adult Hlth	-18,091	-28,000	-28,500	-16,750	-28,000	-20,000	-20,000	-20,000
103052	444206	45150	Fees-CPR	0	0	-2,340	0	0	-2,340	-2,340	-2,340
103052	444220	51010	Fees-Maternal Health	-9,184	-6,700	-6,700	-9,056	-6,700	-7,200	-7,200	-7,200
103052	444230	51510	Fees-Family Planning	-29,031	-30,000	-30,000	-29,738	-30,000	-31,000	-31,000	-31,000
103052	444240	53510	Fees-Child Health	-21,588	-22,000	-22,000	-14,250	-22,000	-22,000	-22,000	-22,000
103052	444242	53520	Fees-Dental-Mble Dental Unit	-12,517	-12,750	-12,750	-9,250	-12,750	-12,750	-12,750	-12,750
103052	444251	55710	Fees-Patient Self Pay-Home Hlt	-3,317	-2,500	-2,500	-4,500	-2,500	-2,500	-2,500	-2,500
103052	444251	55711	Fees-Patient Self Pay-Hospice	-2,630	-5,250	-5,250	-49	-5,250	-250	-250	-250
103052	444261	55520	Fees-Diabetes	-557	-1,500	-1,500	-126	-1,500	-500	-500	-500
103052	463050	53520	Hlth Choice Enr-Mble Dental Un	-6,129	0	0	-7,334	0	0	0	0
103052	464203	41200	Medicaid-Adult Hlth	-1,171	-24,050	-24,050	-10,000	-24,050	-15,550	-15,550	-15,550
103052	464220	51010	Medicaid-Maternal Health	-27,194	-70,000	-70,000	-44,500	-70,000	-70,000	-70,000	-70,000
103052	464230	51510	Medicaid-Womens Prev Health	-14,564	-33,885	-33,885	-31,000	-33,885	-35,000	-35,000	-35,000

General Fund

<u>Org</u>	<u>Object</u>	<u>Project</u>	<u>Description</u>	<u>2015 Actual</u>	<u>2016 Orig Budg</u>	<u>2016 Rev Budg</u>	<u>2016 Projected</u>	<u>2017 Planned</u>	<u>2017 Requested</u>	<u>2017 Managers</u>	<u>2017 Adopted</u>
103052	464231	51510	Medicaid-Pregnancy Test	-555	-750	-750	-558	-750	-750	-750	-750
103052	464240	53510	Medicaid-Child Health	-2,087	-13,500	-13,500	-16,000	-13,500	-16,500	-16,500	-16,500
103052	464242	53520	Medicaid-Dental-Mble Dental Un	-102,063	-150,000	-150,000	-92,000	-150,000	-150,000	-150,000	-150,000
103052	464244	53182	Medicaid-CAP/C	-2,814	-7,775	-7,775	-1,032	-7,775	0	0	0
103052	464250	55520	Medicaid-Diabetes	-365	-500	-500	-20	-500	-500	-500	-500
103052	464250	55710	Medicaid-Home Health	-47,803	-50,000	-50,000	-55,000	-50,000	-48,000	-48,000	-48,000
103052	464250	55711	Medicaid-Hospice	-51,719	-35,000	-35,000	-15,000	-35,000	-35,000	-35,000	-35,000
103052	464260	45100	Medicaid-Communicable Disease	-79	-100	-100	0	-100	-100	-100	-100
103052	464261	45100	Medicaid-STD	-4,595	-20,000	-20,000	-9,218	-20,000	-19,500	-19,500	-19,500
103052	464271	54131	Medicaid-New Borns-Baby Link	-8,778	-5,000	-5,000	-6,000	-5,000	-6,000	-6,000	-6,000
103052	464272	54131	Medicaid-Mothers-Baby Link	-4,195	-3,000	-3,000	-3,400	-3,000	-4,000	-4,000	-4,000
103052	464280	53510	Medicaid-Immunizations	-1,589	-5,700	-5,700	-1,510	-5,700	-2,200	-2,200	-2,200
103052	464281	41200	Medicaid-Flu	-791	-1,000	-1,000	-903	-1,000	-1,000	-1,000	-1,000
103052	464284	45100	Medicaid-TB	0	-200	-200	-1,900	-200	-100	-100	-100
103052	464350	41200	Medicare-Flu	-2,119	-7,000	-7,000	-6,887	-7,000	-7,000	-7,000	-7,000
103052	464350	55520	Medicare-Diabetes	0	-1,000	-1,000	0	-1,000	0	0	0
103052	464350	55710	Medicare-Home Health	-519,990	-615,000	-615,000	-550,000	-615,000	-512,000	-512,000	-512,000
103052	464350	55711	Medicare-Hospice	-641,577	-720,902	-720,902	-675,000	-720,902	-731,000	-731,000	-731,000
103052	464375	55520	Insurance-Diabetes	-363	-500	-500	-1,789	-500	-1,500	-1,500	-1,500
103052	464375	55710	Private/Contract-Home Health	-133,071	-145,000	-145,000	-223,481	-145,000	-172,000	-172,000	-172,000
103052	464376	41200	Insurance-Adult Health	-14,146	-23,000	-23,000	-21,000	-23,000	-31,000	-31,000	-31,000
103052	464376	55711	Private Insurance-Hospice	-8,211	-52,500	-52,500	-34,186	-52,500	-25,000	-25,000	-25,000
103430	441020		Municipal Elections Reimburse	0	-16,100	-16,100	-19,715	0	0	0	0
103450	441032		Tax Mapping Fees	-123	-500	-500	-235	-500	-500	-500	-500
103510	424224		Board of Education-Fees	0	-550,709	-550,709	0	-550,709	-550,709	-550,709	-550,709
103510	441040		Alpine Tower Fees	0	-500	-500	0	-500	-500	-500	-500
103510	441043		Sheriff Fees and Gun Permits	-110,042	-120,000	-120,000	-113,717	-120,000	-120,000	-120,000	-120,000
103510	441045		DOJ Overtime Reimbursements	0	0	-5,011	-6,124	0	0	0	0
103520	441061		Inmate Boarding	-31,000	-15,000	-15,000	-42,900	-15,000	-20,000	-25,000	-25,000
103520	441062		Jail Commissary	-72,093	-68,000	-68,000	-68,000	-68,000	-68,000	-68,000	-68,000
103520	441063		Jail Phones	-14,693	-11,500	-11,500	-14,000	-11,500	-12,000	-12,000	-12,000
103520	441064		Jail Fees	-53,844	-45,000	-45,000	-68,280	-45,000	-47,500	-50,000	-50,000
103520	441065		Inmate Medical Fees	-6,760	-2,500	-2,500	-4,700	-2,500	-3,000	-3,000	-3,000

General Fund

<u>Org</u>	<u>Object</u>	<u>Project</u>	<u>Description</u>	<u>2015 Actual</u>	<u>2016 Orig Budg</u>	<u>2016 Rev Budg</u>	<u>2016 Projected</u>	<u>2017 Planned</u>	<u>2017 Requested</u>	<u>2017 Managers</u>	<u>2017 Adopted</u>
103520	441067		Social Security Program	-1,200	-1,600	-1,600	-2,000	-1,600	-1,600	-1,600	-1,600
103531	441090		Ambulance Fees Interest	-3,258	-500	-500	-998	-550	-550	-550	-550
103531	441091		Ambulance Fees	-2,655,512	-2,425,000	-2,455,000	-2,600,000	-2,430,000	-2,500,000	-2,500,000	-2,500,000
103531	441092		Medicaid Cost Settlement	-545,963	-375,000	-375,000	-496,157	-385,000	-375,000	-385,000	-385,000
103531	441093		EMS Fees Sec135	-1,224,751	-1,325,000	-1,325,000	-1,425,000	-1,300,000	-1,325,000	-1,335,000	-1,335,000
103640	441110		Recreation Fees	-230,926	-226,000	-226,000	-242,500	-226,000	-226,000	-230,000	-230,000
103640	441111		Recreation-Youth Center	-3,849	-1,000	-1,000	-932	-1,000	-1,000	-1,000	-1,000
103640	441112		Manteo Youth Center	-67	-7,000	-7,000	-3,629	-7,000	-5,000	-5,000	-5,000
103640	441143		Group Activity Fees-Fessenden	0	-250	-250	-116	-250	-250	-250	-250
103659	441110		Recreation Fees	-2,606	-2,250	-2,250	-3,978	-2,250	-2,250	-2,250	-2,250
103659	441130		Group Activities Fees	-134,003	-90,000	-130,000	-130,000	-90,000	-90,000	-90,000	-90,000
103660	441110		Recreation Fees	0	0	0	-1,247	0	0	0	0
103660	441130		Group Activities Fees	-3,710	-10,000	-10,000	-10,000	-10,000	-10,000	-10,000	-10,000
103660	441131		Senior Games Revenue	-11,281	-10,000	-10,000	-10,827	-10,000	-10,000	-10,000	-10,000
103660	441135		Dinner Theater Sales	-1,385	-7,500	-7,500	-7,500	-7,500	-7,500	-7,500	-7,500
103661	441100		Fare Plan Revenue	-22,065	-25,500	-25,500	-25,593	-25,500	-25,500	-25,500	-25,500
103661	441133		Medicaid Transportation Reimb	-31,212	-50,000	-50,000	-30,045	-50,000	-35,000	-40,000	-40,000
103715	441140		Recycling Revenue	-65,964	-126,000	-126,000	-50,000	-151,000	-100,000	-90,000	-90,000
Org Total				-7,435,063	-8,629,610	-8,707,461	-7,847,625	-8,653,560	-8,533,387	-8,564,887	-8,564,887
INTEREST EARNINGS											
103040	450100		Interest Income	-226,189	-225,000	-225,000	-225,000	-275,000	-265,000	-295,000	-295,000
103455	441055		NCDOT Interest on VTS Deposits	-564	-300	-300	-700	-325	-325	-325	-325
103529	433002		Facility Fee Interest	-12,540	-13,000	-13,000	-12,056	-13,500	-13,500	-13,500	-13,500
Org Total				-239,293	-238,300	-238,300	-237,756	-288,825	-278,825	-308,825	-308,825
OTHER REVENUE											
103027	424261	55520	NC DERP-Diabetes	-3,000	0	0	0	0	0	0	0
103027	464718	55780	ARHS-CTGP Tobacco Grant	0	0	0	0	0	0	0	0
103027	464718	55781	ARHS-PICH	-15,549	-7,200	-12,230	-12,000	-7,200	-1,800	-1,800	-1,800
103050	460100		Miscellaneous Revenue	-137,021	-125,000	-125,000	-137,774	-130,000	-130,000	-135,000	-135,000
103050	460103		COA Indirect Overhead Charge	0	-71,054	-71,054	0	-71,054	-76,710	-76,710	-76,710
103050	460104		DCAA Indirect Costs CAP	-83,994	-108,406	-108,406	-108,406	-108,406	-85,222	-85,222	-85,222
103050	460900		Credit Card Acceptance Fees	0	0	0	0	0	0	-50,000	-50,000

General Fund

<u>Org</u>	<u>Object</u>	<u>Project</u>	<u>Description</u>	<u>2015 Actual</u>	<u>2016 Orig Budg</u>	<u>2016 Rev Budg</u>	<u>2016 Projected</u>	<u>2017 Planned</u>	<u>2017 Requested</u>	<u>2017 Managers</u>	<u>2017 Adopted</u>
103050	465007		Conference Host Registrations	0	0	-1,212	-1,212	0	0	0	0
103051	463001		Miscellaneous Revenue-DSS	-5,748	-1,000	-1,000	-3,082	-1,000	-1,000	-1,000	-1,000
103051	463020		Workers with Disabilities Fees	-50	0	0	-250	0	0	0	0
103051	464717		Outer Banks Hospital-IMC	-10,472	-11,898	-11,898	-11,024	-11,898	-11,898	-11,898	-11,898
103052	464705	51020	Access East-CCPEC	-45,377	-64,300	-64,300	-23,822	-64,300	-64,300	-64,300	-64,300
103052	464705	53511	Access East-Health Check	-20,760	-20,000	-20,000	-19,000	-20,000	-22,649	-22,649	-22,649
103052	464706	55030	NCPHF-Healthy Communities	-4,300	0	0	-5,014	0	0	0	0
103052	464722	51021	OB Hospital Devl Council-Mammo	-27,800	-27,800	-29,000	-29,000	-27,800	-27,800	-27,800	-27,800
103052	465050	55713	Donations-Hospice Donations	-34,226	-55,000	-55,000	-26,500	-55,000	-45,000	-45,000	-45,000
103427	422051	00097	Grant Proceeds-GAC Grant	-10,000	-10,000	-10,000	-10,000	-10,000	-10,000	-10,000	-10,000
103510	460100		Sheriff Misc Revenue	-11,125	0	0	-1,000	0	0	0	0
103526	440200	60043	Colington VFD RZEDB DS Reimb	-14,355	-14,082	-14,082	-14,082	-13,808	-13,808	-13,808	-13,808
103531	460100	60285	Miscellaneous Revenue	-54,725	0	-20,275	-20,275	0	0	0	0
103542	440200	00409	Cost Share-Colington VFD	0	0	-12,500	-10,558	0	0	0	0
103542	460100		Miscellaneous Revenue	0	0	-2,750	-2,830	0	-2,000	-2,000	-2,000
103544	460100		Fire Marshal Misc Revenue	-4,201	-2,750	0	0	-2,750	0	0	0
103560	460100		Planning Misc Revenue	-19,411	-16,220	-16,220	-20,974	-16,470	-16,250	-17,500	-17,500
103640	412500	00133	OBCF Charles Finch Gaddy Endow	0	0	-22,000	-22,000	0	-10,000	-10,000	-10,000
103659	422074	00125	Albemarle Commission-Nutrition	-8,741	-8,000	-8,000	-8,000	-8,000	-8,000	-8,000	-8,000
103660	465054		Older Adult Services Donations	-5	-1,100	-1,100	-800	-1,100	-1,000	-1,000	-1,000
103661	464722	00319	Vidant Health Grant	-9,600	-15,000	-15,000	-15,000	-15,000	-17,500	-17,500	-17,500
Org Total				-520,459	-558,810	-621,027	-502,603	-563,786	-544,937	-601,187	-601,187

OTHER FINANCING SRCS

103050	460200		Sale of Surplus Property	-83,052	-50,000	-57,000	-138,315	-50,000	-45,000	-45,000	-45,000
103051	492300		Transfer frm SSFH	-400,000	-735,000	-735,000	-735,000	-635,000	-696,683	-756,733	-756,733
103090	470100		Proceeds Lease Purchases	-873,000	-885,569	-885,569	-885,569	-914,402	-914,402	-933,792	-933,792
103090	470317	98721	LOBs Proceeds S2016A	0	0	-5,250,000	-5,250,000	0	0	0	0
103090	471005	98721	Reoffering Premium	0	0	-770,148	-770,148	0	0	0	0
103090	492704		Trf from Cap Res S13 LOBs DS	-275,000	-250,000	-250,000	-250,000	-225,000	-225,000	-252,961	-252,961
103090	492706		Trf from Cap Res-FY03 CIP DS	-206,500	-225,000	-225,000	-225,000	-200,000	-200,000	-200,000	-200,000
103090	492707		Tfr from Capital Reserve	-250,000	0	0	0	0	0	0	0
103090	492708		Trf from Cap Res-Admin Blg DS	-668,500	-593,500	-593,500	-593,500	-518,500	-518,500	-518,500	-518,500
103090	492711		Trf from Cap Res - S2008 IF	-825,000	-800,000	-800,000	-800,000	-775,000	-775,000	-775,000	-775,000

General Fund

<u>Org</u>	<u>Object</u>	<u>Project</u>	<u>Description</u>	<u>2015 Actual</u>	<u>2016 Orig Budg</u>	<u>2016 Rev Budg</u>	<u>2016 Projected</u>	<u>2017 Planned</u>	<u>2017 Requested</u>	<u>2017 Managers</u>	<u>2017 Adopted</u>
103090	492713		Trf frm CapRes - S2016A LOBs	0	0	0	0	0	0	-121,000	-100,000
103090	492714		Trf frm CapRes - S2016B LOBs	0	0	0	0	0	0	0	-99,159
103090	499900		Appropriated Fund Bal	0	-1,995,000	-2,595,968	0	-2,139,573	-1,950,000	-1,999,000	-1,878,153
103090	499900	00609	AFB Inlet Maint-OI Dredging	0	0	-500,000	0	0	0	0	0
103090	499904		Appropriated Fund Bal-Hlth Esc	0	-41,191	-47,677	0	0	0	0	0
103785	491001	60031	Trf from Component Unit-DCAA	-133,446	-131,376	-131,376	-131,376	-134,306	-134,306	-134,306	-134,306
Org Total				-3,714,498	-5,706,636	-12,841,238	-9,778,908	-5,591,781	-5,458,891	-5,736,292	-5,693,604
OTHER FINANCE USES											
103090	470203		LOBs Proceeds S2015	0	0	-3,700,000	-3,700,000	0	0	0	0
Org Total				0	0	-3,700,000	-3,700,000	0	0	0	0
TOTAL REVENUES				-98,361,599	-101,978,610	-113,166,889	-110,092,519	-102,769,243	-103,309,785	-104,202,977	-104,160,289

General Fund

<u>Org</u>	<u>Object</u>	<u>Project</u>	<u>Description</u>	<u>2015 Actual</u>	<u>2016 Orig Budg</u>	<u>2016 Rev Budg</u>	<u>2016 Projected</u>	<u>2017 Planned</u>	<u>2017 Requested</u>	<u>2017 Managers</u>	<u>2017 Adopted</u>
County Commissioners											
104410	500200		Salaries	59,629	59,831	60,832	60,839	59,603	60,606	60,606	60,606
104410	500201		Salaries-Part Time	88,537	88,781	88,781	88,984	88,543	88,543	88,543	88,543
104410	500300		FICA	10,932	11,369	11,446	11,024	11,333	11,410	11,410	11,410
104410	500400		Retirement	4,211	4,075	4,170	4,125	4,059	4,394	4,394	4,394
104410	500500		Health Insurance	13,599	14,633	14,633	14,633	15,364	17,515	17,515	17,515
104410	500700		Retiree Health Insurance	104	105	105	105	104	106	106	106
104410	510941		OH per Cost Allocation Plan	-54,896	-58,758	-58,758	-58,758	-58,758	-61,820	-61,820	-61,820
104410	511100		Telephone & Postage	12,077	17,500	17,500	12,000	17,500	17,500	17,500	17,500
104410	511501		Maint & Repair-Equipment	0	400	400	0	400	400	400	400
104410	512102		Leases-Copiers	1,167	1,561	1,561	250	1,561	1,561	1,561	1,561
104410	512103		Leases-PC's	4,060	3,915	3,915	929	3,915	455	455	455
104410	513300		Supplies	6,336	7,000	7,000	5,000	7,000	7,000	7,000	7,000
104410	525100		Travel	0	19,000	19,000	1,500	19,000	19,000	10,000	10,000
104410	525100	01013	Travel-W Judge	326	0	0	0	0	0	0	0
104410	525100	01016	Travel-A. Burrus	0	0	0	0	0	0	0	0
104410	525100	01018	Travel-J. Shea	25	0	0	0	0	0	0	0
104410	525100	01019	Travel-B Woodard	131	0	0	0	0	0	0	0
104410	525100	01020	Travel-Overman	2,613	0	0	0	0	0	0	0
104410	525100	01021	Travel-Boswell	1,196	0	0	0	0	0	0	0
104410	525100	01022	Travel-Umphlett	747	0	0	0	0	0	0	0
104410	525200		Dues & Subscriptions	733	850	850	733	850	850	850	850
104410	525400		Insurance & Bonds	9,379	11,211	11,211	11,211	11,491	11,631	11,631	10,211
104410	525700		Miscellaneous	308	400	400	250	400	400	400	400
104410	537400		Capital Outlay	0	0	0	0	0	75,000	0	0
Org Total				161,214	181,873	183,046	152,825	182,365	254,551	170,551	169,131
County Manager											
104420	500200		Salaries	305,644	306,790	308,790	307,796	305,618	306,622	306,622	306,622
104420	500300		FICA	15,091	15,835	15,988	15,220	15,802	15,879	15,879	15,879
104420	500400		Retirement	21,583	20,892	21,381	20,868	20,813	22,230	22,230	22,230
104420	500500		Health Insurance	29,598	25,522	25,522	25,522	26,799	30,550	30,550	30,550
104420	500700		Retiree Health Insurance	535	537	537	537	535	537	537	537
104420	500705		Retiree Health Pre-65	14,418	12,710	12,710	12,710	12,710	16,898	14,766	14,766
104420	510941		OH per Cost Allocation Plan	-45,390	-46,900	-46,900	-46,900	-46,900	-48,794	-48,794	-48,794

General Fund

<u>Org</u>	<u>Object</u>	<u>Project</u>	<u>Description</u>	<u>2015 Actual</u>	<u>2016 Orig Budg</u>	<u>2016 Rev Budg</u>	<u>2016 Projected</u>	<u>2017 Planned</u>	<u>2017 Requested</u>	<u>2017 Managers</u>	<u>2017 Adopted</u>
104420	511100		Telephone & Postage	128	500	500	275	500	500	500	500
104420	511501		Maint & Repair-Equipment	0	250	250	0	250	250	250	250
104420	512102		Leases-Copiers	2,440	2,907	2,907	1,200	2,907	2,907	2,907	2,907
104420	512103		Leases-PC's	1,218	1,305	1,305	465	1,305	455	455	455
104420	513300		Supplies	6,780	10,500	10,500	9,750	10,500	10,500	10,500	10,500
104420	525100		Travel	7,653	12,000	12,000	6,000	12,000	12,000	12,000	12,000
104420	525400		Insurance & Bonds	5,205	6,066	6,066	6,066	6,216	6,515	6,515	5,572
104420	525700		Miscellaneous	348	750	750	360	750	750	750	750
Org Total				365,251	369,664	372,306	359,869	369,805	377,799	375,667	374,724

Public Relations

104427	500200		Salaries	118,260	127,150	129,151	129,227	126,664	128,671	128,671	128,671
104427	500300		FICA	8,683	9,727	9,880	9,571	9,690	9,843	9,843	9,843
104427	500400		Retirement	8,350	8,659	8,847	8,762	8,626	9,329	9,329	9,329
104427	500500		Health Insurance	17,673	19,015	25,525	26,050	19,967	30,550	30,550	30,550
104427	500700		Retiree Health Insurance	206	223	223	223	222	225	225	225
104427	510800		Technical Support	0	2,000	2,000	0	8,000	8,000	8,000	8,000
104427	510900		Professional Services	7,383	6,000	6,000	5,500	6,000	6,000	6,000	6,000
104427	510900	00097	Professional Services-GAC Grnt	4,400	10,000	0	0	10,000	0	0	0
104427	510941		OH per Cost Allocation Plan	-26,093	-31,799	-31,799	-31,799	-31,799	-38,184	-38,184	-38,184
104427	511100		Telephone & Postage	1,197	3,000	3,000	1,325	3,000	3,000	3,000	3,000
104427	511503		Maint & Repair-Vehicles	220	1,000	1,000	500	1,000	1,000	1,000	1,000
104427	512102		Leases-Copiers	2,964	4,097	4,097	750	4,097	4,097	4,097	4,097
104427	512103		Leases-PC's	1,624	2,175	2,175	465	2,175	910	910	910
104427	513100		Fuel	353	1,000	1,000	350	1,000	1,000	750	750
104427	513300		Supplies	1,425	2,000	2,000	1,700	2,000	2,000	2,000	2,000
104427	513325	00097	Misc Equipment-GAC Grnt	9,960	0	10,000	10,000	0	10,000	10,000	10,000
104427	525100		Travel	910	2,500	2,500	1,250	2,500	2,500	2,500	2,500
104427	525400		Insurance & Bonds	3,297	3,544	3,544	3,544	3,607	3,641	3,641	3,347
104427	525600		Advertising & Promotion	6,703	6,000	6,000	4,500	6,000	6,000	6,000	6,000
104427	525700		Miscellaneous	306	500	500	250	500	500	500	500
104427	537400		Capital Outlay	0	45,000	45,000	41,805	0	0	0	0
104427	560048		Govt Access Committee	57,839	66,040	59,530	57,000	66,040	66,040	66,040	66,040
104427	560062		League of Women Voters	675	675	675	675	675	1,000	675	675
Org Total				226,335	288,506	290,848	271,648	249,964	256,122	255,547	255,253

General Fund

<u>Org</u>	<u>Object</u>	<u>Project</u>	<u>Description</u>	<u>2015 Actual</u>	<u>2016 Orig Budg</u>	<u>2016 Rev Budg</u>	<u>2016 Projected</u>	<u>2017 Planned</u>	<u>2017 Requested</u>	<u>2017 Managers</u>	<u>2017 Adopted</u>
Elections											
104430	500200		Salaries	133,483	117,341	114,466	92,138	116,892	91,281	91,281	91,281
104430	500202		Salaries-Board Members	2,600	1,700	6,200	4,400	1,700	1,700	1,700	1,700
104430	500300		FICA	9,918	9,107	10,686	11,390	9,072	7,113	7,113	7,113
104430	500400		Retirement	9,395	7,991	7,845	6,606	7,960	6,618	6,618	6,618
104430	500500		Health Insurance	27,141	27,923	27,923	27,923	29,320	30,333	30,333	30,333
104430	500700		Retiree Health Insurance	205	205	205	205	205	160	160	160
104430	500705		Retiree Health Pre-65	7,212	6,354	6,354	6,354	6,354	8,449	7,383	7,383
104430	510900		Professional Services	10,093	27,700	3,400	3,000	12,500	12,500	12,500	12,500
104430	510902		Election Workers	12,934	39,500	64,500	58,591	14,000	14,000	14,000	14,000
104430	511100		Telephone & Postage	6,009	3,714	4,664	4,750	3,714	3,714	3,714	3,714
104430	511501		Maint & Repair-Equipment	17,256	17,256	17,256	17,256	17,256	17,256	17,256	17,256
104430	512102		Leases-Copiers	1,051	994	994	1,850	994	994	994	994
104430	512103		Leases-PC's	2,842	3,045	3,045	1,858	3,045	1,820	1,820	1,820
104430	513300		Supplies	4,967	5,500	19,885	15,000	5,500	5,500	5,500	5,500
104430	513323		Ballots & Coding	11,513	56,500	35,115	28,585	20,000	20,000	20,000	20,000
104430	525100		Travel-Staff	5,726	5,500	5,500	4,000	5,500	5,500	5,500	5,500
104430	525104		Travel-Other	4,797	6,500	4,550	4,500	6,500	6,500	6,500	6,500
104430	525400		Insurance & Bonds	4,835	4,786	4,786	4,786	4,890	5,191	5,191	4,480
104430	525600		Advertising & Promotion	790	3,000	4,000	3,917	2,000	2,000	2,000	2,000
104430	525700		Miscellaneous	0	100	100	10	100	100	100	100
104430	560038		Dare Days	4,500	0	0	0	0	0	0	0
Org Total				277,267	344,716	341,474	297,119	267,502	240,729	239,663	238,952
Finance											
104440	500200		Salaries	547,907	553,058	562,059	562,265	550,945	560,030	560,030	560,030
104440	500202		Salaries-Board Members	200	400	400	200	400	400	400	400
104440	500300		FICA	38,347	40,595	41,283	39,548	40,468	41,100	41,100	41,100
104440	500400		Retirement	38,691	37,663	38,543	38,121	37,519	40,602	40,602	40,602
104440	500500		Health Insurance	106,078	107,813	107,813	107,813	113,207	129,053	129,053	129,053
104440	500700		Retiree Health Insurance	964	968	968	968	964	980	980	980
104440	500705		Retiree Health Pre-65	19,915	25,877	25,877	25,877	25,877	16,898	14,766	14,766
104440	510700		Contracted Services	600	600	600	600	600	600	600	600
104440	510800		Technical Support	2,680	5,585	5,585	2,702	5,585	3,600	3,600	3,600
104440	510802		Tyler SaaS Fees	20,586	34,837	34,837	34,837	36,143	38,128	38,128	38,128

General Fund

<u>Org</u>	<u>Object</u>	<u>Project</u>	<u>Description</u>	<u>2015 Actual</u>	<u>2016 Orig Budg</u>	<u>2016 Rev Budg</u>	<u>2016 Projected</u>	<u>2017 Planned</u>	<u>2017 Requested</u>	<u>2017 Managers</u>	<u>2017 Adopted</u>
104440	510941		OH per Cost Allocation Plan	-146,344	-149,320	-149,320	-149,320	-149,320	-149,217	-149,217	-149,217
104440	511100		Telephone & Postage	4,158	7,250	7,250	4,000	7,250	7,250	7,250	7,250
104440	511501		Maint & Repair-Equipment	61	500	500	0	500	500	500	500
104440	512102		Copier Program	3,633	3,300	3,300	2,600	3,300	3,300	3,300	3,300
104440	512103		Leases-PC's	4,467	5,655	5,655	4,181	5,655	1,820	1,820	1,820
104440	513300		Supplies	6,600	9,250	9,250	6,750	9,250	9,250	9,250	9,250
104440	513500		Software	5,201	5,000	19,450	18,985	5,000	5,000	5,000	5,000
104440	525000		Training	6,653	6,000	6,000	6,000	6,000	6,000	6,000	6,000
104440	525100		Travel	6,781	9,500	9,500	8,400	9,500	9,500	9,500	9,500
104440	525400		Insurance & Bonds	9,044	9,159	9,159	9,159	9,326	9,626	9,626	8,969
104440	525701		Bank Fees	17,755	32,500	32,500	20,000	32,500	32,500	32,500	32,500
Org Total				693,975	746,190	771,209	743,686	750,669	766,920	764,788	764,131

Human Resources

104442	500200		Salaries	208,789	205,683	210,566	211,431	206,068	218,715	218,715	218,715
104442	500300		FICA	14,936	15,735	16,109	15,058	15,764	16,732	16,732	16,732
104442	500400		Retirement	14,744	14,007	14,400	14,336	14,033	15,857	15,857	15,857
104442	500500		Health Insurance	47,153	54,788	54,788	54,788	57,527	65,580	65,580	65,580
104442	500700		Retiree Health Insurance	364	360	360	360	361	383	383	383
104442	500705		Retiree Health Pre-65	0	0	0	0	0	8,449	7,383	7,383
104442	510802		Tyler SaaS Fees	7,027	7,028	7,028	7,027	7,291	7,291	7,291	7,291
104442	510941		OH per Cost Allocation Plan	-44,459	-44,846	-44,846	-44,846	-44,846	-51,373	-51,373	-51,373
104442	511100		Telephone & Postage	717	750	750	650	750	750	750	750
104442	512102		Leases-Copiers	1,852	1,561	1,561	1,375	1,561	1,561	1,561	1,561
104442	512103		Leases-PC's	2,842	3,480	3,480	1,394	3,480	910	910	910
104442	513300		Supplies	2,888	4,000	4,000	3,750	4,000	4,000	4,000	4,000
104442	513306		Hepatitis Vaccine	0	1,350	1,350	0	1,350	1,350	1,350	1,350
104442	513500		Software	71,480	29,000	29,000	19,711	48,067	48,067	48,067	48,067
104442	514500		Employee Testing	8,011	8,500	8,500	8,025	8,500	8,500	8,500	8,500
104442	525000		Training	1,625	2,000	2,000	1,200	2,000	2,000	2,000	2,000
104442	525100		Travel	2,648	4,000	4,000	3,800	4,000	4,000	4,000	4,000
104442	525400		Insurance & Bonds	3,911	6,037	6,037	6,037	6,155	6,374	6,374	5,731
104442	525600		Advertising & Promotion	5,465	5,500	5,500	4,500	5,500	5,500	5,500	5,500
104442	525700		Miscellaneous	524	850	850	500	850	850	850	850
Org Total				350,517	319,783	325,433	309,096	342,411	365,496	364,430	363,787

General Fund

<u>Org</u>	<u>Object</u>	<u>Project</u>	<u>Description</u>	<u>2015 Actual</u>	<u>2016 Orig Budg</u>	<u>2016 Rev Budg</u>	<u>2016 Projected</u>	<u>2017 Planned</u>	<u>2017 Requested</u>	<u>2017 Managers</u>	<u>2017 Adopted</u>
Information Technology											
104445	500200		Salaries	416,449	419,757	409,785	404,037	420,663	420,726	420,726	420,726
104445	500300		FICA	30,711	32,111	32,647	30,100	32,181	32,186	32,186	32,186
104445	500400		Retirement	29,413	28,585	29,284	27,397	28,647	30,503	30,503	30,503
104445	500500		Health Insurance	69,017	73,383	73,383	73,383	77,055	87,841	87,841	87,841
104445	500700		Retiree Health Insurance	773	735	735	735	736	736	736	736
104445	500705		Retiree Health Pre-65	9,296	16,382	16,382	16,382	16,382	16,898	14,766	14,766
104445	510800		Technical Support	10,795	11,452	11,452	10,684	11,452	25,452	11,452	11,452
104445	510802		Tyler SaaS Fees	74,631	76,944	76,944	74,631	77,205	77,205	77,205	77,205
104445	510803		Tyler TCM and Business Objects	21,687	22,247	22,247	22,246	23,359	23,359	23,359	23,359
104445	510941		OH per Cost Allocation Plan	-55,626	-56,289	-56,289	-56,289	-56,289	-59,575	-59,575	-59,575
104445	511100		Telephone & Postage	5,565	6,033	7,233	7,400	6,033	6,033	6,033	6,033
104445	511501		Maint & Repair-Equipment	95,914	86,500	114,498	111,298	86,500	86,500	86,500	86,500
104445	511503		Maint & Repair-Vehicles	544	500	500	300	500	500	500	500
104445	511710		Virtualization	0	33,000	33,000	32,000	0	33,000	33,000	33,000
104445	512102		Leases-Copiers	631	994	994	200	994	994	994	994
104445	512103		Leases-PC's	13,609	17,365	17,365	14,584	17,365	14,105	14,105	14,105
104445	512106		Leases-Equip (Backup Servers)	16,755	16,755	7,755	7,726	16,755	16,755	16,755	16,755
104445	513100		Fuel	468	575	575	275	575	575	575	575
104445	513300		Supplies	3,478	8,625	8,025	7,950	8,625	8,625	8,625	8,625
104445	513500		Software	32,537	32,862	36,462	36,350	32,862	52,862	32,862	32,862
104445	525000		Training	3,500	3,200	3,200	1,900	3,200	3,200	3,200	3,200
104445	525100		Travel	0	6,300	5,700	2,000	6,300	6,300	6,300	6,300
104445	525400		Insurance & Bonds	9,280	9,870	9,870	9,870	10,066	10,312	10,312	9,289
104445	537400		Capital Outlay	0	0	9,000	8,405	0	0	0	0
104445	888001		Cloud Computing	76,605	67,225	62,500	59,514	67,225	67,225	67,225	67,225
Org Total				866,033	915,111	933,247	903,078	888,391	962,317	926,185	925,162
GIS											
104446	500200		Salaries	144,351	143,178	146,178	141,699	142,631	145,643	145,643	145,643
104446	500300		FICA	10,633	10,953	11,182	10,411	10,911	11,142	11,142	11,142
104446	500400		Retirement	10,193	9,750	9,978	9,607	9,713	10,559	10,559	10,559
104446	500500		Health Insurance	31,441	33,829	33,829	34,192	35,522	40,494	40,494	40,494
104446	500700		Retiree Health Insurance	239	251	251	251	250	255	255	255
104446	510800		Technical Support	15,702	15,700	16,800	16,362	15,700	15,700	15,700	15,700

General Fund

<u>Org</u>	<u>Object</u>	<u>Project</u>	<u>Description</u>	<u>2015 Actual</u>	<u>2016 Orig Budg</u>	<u>2016 Rev Budg</u>	<u>2016 Projected</u>	<u>2017 Planned</u>	<u>2017 Requested</u>	<u>2017 Managers</u>	<u>2017 Adopted</u>
104446	510941		OH per Cost Allocation Plan	-73,521	-73,521	-73,521	-73,521	-73,521	-73,521	-73,521	-73,521
104446	511100		Telephone & Postage	39	500	500	25	500	500	500	500
104446	511503		Maint & Repair-Vehicles	22	500	0	0	500	500	500	500
104446	512103		Leases-PC's	0	435	435	435	435	910	910	910
104446	513100		Fuel	910	1,250	650	550	1,250	1,250	1,200	1,200
104446	513300		Supplies	852	2,500	2,500	2,250	2,500	2,500	2,500	2,500
104446	525000		Training	390	1,500	1,500	1,200	1,500	1,500	1,500	1,500
104446	525100		Travel	142	1,500	1,500	1,000	1,500	1,500	1,500	1,500
104446	525400		Insurance & Bonds	369	5,350	5,350	5,350	5,503	4,728	4,728	4,135
104446	525700		Miscellaneous	119	5,103	5,103	5,045	1,000	1,000	1,000	1,000
Org Total				141,881	158,778	162,235	154,856	155,894	164,660	164,610	164,017

Tax Mapping

104450	500200		Salaries	129,075	173,469	176,469	166,408	175,126	178,808	178,808	178,808
104450	500300		FICA	9,238	13,270	13,500	11,855	13,397	13,679	13,679	13,679
104450	500400		Retirement	9,114	11,813	12,036	11,285	11,926	12,964	12,964	12,964
104450	500500		Health Insurance	45,597	57,370	57,370	57,370	60,239	68,671	68,671	68,671
104450	500700		Retiree Health Insurance	242	304	304	304	306	313	313	313
104450	500705		Retiree Health Pre-65	14,944	13,168	13,168	13,168	13,168	17,508	15,298	15,298
104450	510800		Technical Support	4,200	4,475	4,475	4,200	4,475	4,475	4,475	4,475
104450	510802		Tyler SaaS Fees	5,463	5,464	5,464	5,463	5,668	5,668	5,668	5,668
104450	511100		Telephone & Postage	46	175	175	115	175	175	175	175
104450	511501		Maint & Repair-Equipment	267	600	1,475	1,472	600	600	600	600
104450	512102		Leases-Copiers	1,274	1,561	1,561	975	1,561	1,561	1,561	1,561
104450	512103		Leases-PC's	3,417	3,915	3,040	1,394	3,915	1,365	1,365	1,365
104450	513300		Supplies	2,639	3,200	3,200	2,500	3,200	3,200	3,200	3,200
104450	525100		Travel	5,840	7,825	7,825	6,250	7,825	7,825	7,825	7,825
104450	525400		Insurance & Bonds	2,229	1,797	1,797	1,797	1,820	1,840	1,840	1,840
104450	525700		Miscellaneous	0	75	75	25	75	75	75	75
Org Total				233,586	298,481	301,934	284,581	303,476	318,727	316,517	316,517

Revaluation

104451	500200		Salaries	581,427	601,520	614,521	575,214	603,167	618,454	618,454	618,454
104451	500202		Salaries-Board Members	200	750	750	0	750	750	750	750
104451	500300		FICA	42,075	46,074	47,068	42,104	46,200	47,369	47,369	47,369
104451	500400		Retirement	41,069	40,964	42,053	39,006	41,076	44,838	44,838	44,838

General Fund

<u>Org</u>	<u>Object</u>	<u>Project</u>	<u>Description</u>	<u>2015 Actual</u>	<u>2016 Orig Budg</u>	<u>2016 Rev Budg</u>	<u>2016 Projected</u>	<u>2017 Planned</u>	<u>2017 Requested</u>	<u>2017 Managers</u>	<u>2017 Adopted</u>
104451	500500		Health Insurance	157,437	164,238	164,238	164,238	172,448	155,643	155,643	155,643
104451	500700		Retiree Health Insurance	1,115	1,053	1,053	1,053	1,056	1,082	1,082	1,082
104451	500705		Retiree Health Pre-65	16,508	20,900	20,900	20,900	20,900	62,805	54,878	54,878
104451	510500		Octennial Revaluation	26,765	17,500	28,594	17,500	17,500	12,500	12,500	12,500
104451	510800		Technical Support	63,230	65,740	65,740	65,740	68,350	68,350	68,350	68,350
104451	511100		Telephone & Postage	2,428	2,650	2,650	2,450	2,650	2,650	2,650	2,650
104451	511501		Maint & Repair-Equipment	560	500	500	300	500	500	500	500
104451	511503		Maint & Repair-Vehicles	1,420	3,000	3,000	3,002	3,000	3,000	3,000	3,000
104451	512102		Leases-Copiers	2,653	2,907	2,907	1,400	2,907	2,907	2,907	2,907
104451	512103		Leases-PC's	6,497	6,960	6,960	6,187	6,960	3,640	3,640	3,640
104451	513100		Fuel	3,387	5,000	5,000	3,200	5,000	5,000	4,500	4,500
104451	513300		Supplies	3,826	4,230	4,230	4,200	4,230	4,230	4,230	4,230
104451	516100		Shop Overhead	7,242	7,464	7,464	7,464	7,656	9,548	9,548	9,548
104451	525001		Conference Sponsor Expense	0	0	1,212	1,322	0	0	0	0
104451	525100		Travel	5,999	6,500	6,500	6,250	6,500	6,500	6,500	6,500
104451	525110		Octennial Revaluation Travel	0	10,500	10,500	10,283	10,500	15,500	10,500	10,500
104451	525400		Insurance & Bonds	13,674	18,063	18,063	18,063	18,520	21,017	21,017	21,265
Org Total				977,512	1,026,513	1,053,903	989,876	1,039,870	1,086,283	1,072,856	1,073,104
Business Personal Tax											
104453	500200		Salaries	159,783	154,180	158,180	136,604	147,366	146,242	146,242	146,242
104453	500300		FICA	11,623	11,795	12,101	9,900	11,274	11,187	11,187	11,187
104453	500400		Retirement	11,275	10,500	10,751	9,263	10,036	10,603	10,603	10,603
104453	500500		Health Insurance	54,057	40,564	40,564	40,564	42,367	38,354	38,354	38,354
104453	500700		Retiree Health Insurance	276	258	258	258	258	256	256	256
104453	500705		Retiree Health Pre-65	0	0	0	0	0	25,957	22,681	22,681
104453	510700		Contracted Services	715	900	900	710	900	20,900	20,900	20,900
104453	511100		Telephone & Postage	26,636	32,000	32,000	31,000	32,000	35,200	32,000	32,000
104453	511501		Maint & Repair-Equipment	0	250	250	0	250	250	250	250
104453	512103		Leases-PC's	812	1,740	1,740	1,740	1,740	910	910	910
104453	513300		Supplies	3,776	5,509	5,509	4,750	5,509	5,509	5,509	5,509
104453	525100		Travel	2,481	6,400	6,400	5,399	6,400	6,400	6,400	6,400
104453	525400		Insurance & Bonds	1,855	2,187	2,187	2,187	2,209	6,128	6,128	5,931
Org Total				273,289	266,283	270,840	242,375	260,309	307,896	301,420	301,223

Tax Collections

General Fund

<u>Org</u>	<u>Object</u>	<u>Project</u>	<u>Description</u>	<u>2015 Actual</u>	<u>2016 Orig Budg</u>	<u>2016 Rev Budg</u>	<u>2016 Projected</u>	<u>2017 Planned</u>	<u>2017 Requested</u>	<u>2017 Managers</u>	<u>2017 Adopted</u>
104455	500200		Salaries	167,756	170,586	174,587	173,989	171,105	175,171	175,171	175,171
104455	500201		Salaries-Part Time	188	0	0	0	0	0	0	0
104455	500300		FICA	12,109	13,050	13,356	12,540	13,090	13,401	13,401	13,401
104455	500400		Retirement	11,847	11,617	11,878	11,797	11,652	12,700	12,700	12,700
104455	500500		Health Insurance	47,439	45,880	45,880	45,880	48,174	47,347	47,347	47,347
104455	500700		Retiree Health Insurance	344	299	299	299	299	307	307	307
104455	500705		Retiree Health Pre-65	22,156	39,046	39,046	39,046	39,046	42,855	37,447	37,447
104455	510700		Contracted Services	5,837	1,500	50	0	1,500	1,500	1,500	1,500
104455	510714		MV Cost of Collection	63,645	60,000	60,000	59,000	60,000	60,000	60,000	60,000
104455	510802		Tyler SaaS Fees	14,449	14,450	14,450	14,449	14,991	14,991	14,991	14,991
104455	510901		Legal Fees-Foreclosure Service	87,589	45,000	45,000	45,000	45,000	45,000	45,000	45,000
104455	511100		Telephone & Postage	30,588	32,000	33,200	33,500	35,000	35,000	35,000	35,000
104455	511501		Maint & Repair-Equipment	90	750	0	0	750	750	750	750
104455	512102		Leases-Copiers	1,138	994	1,994	1,600	994	994	994	994
104455	512103		Leases-PC's	4,467	3,915	3,915	1,918	3,915	2,275	2,275	2,275
104455	513300		Supplies	10,764	8,066	7,466	7,000	8,066	8,066	8,066	8,066
104455	525000		Training	0	3,950	4,025	2,800	2,400	2,400	2,400	2,400
104455	525100		Travel	13,417	7,150	10,175	10,750	6,100	6,100	6,100	6,100
104455	525400		Insurance & Bonds	2,569	3,038	3,038	3,038	3,080	2,833	2,833	2,834
104455	525600		Advertising & Promotion	2,154	3,500	1,000	942	3,500	3,500	3,500	3,500
104455	525701		Bank Fees	17,760	22,750	22,750	19,250	22,750	22,750	22,750	22,750
Org Total				516,305	487,541	492,109	482,798	491,412	497,940	492,532	492,533

Realty Transfer Tax

104457	500200		Salaries	46,995	47,154	47,154	48,137	46,974	47,777	47,777	47,777
104457	500300		FICA	3,437	3,607	3,607	3,535	3,593	3,655	3,655	3,655
104457	500400		Retirement	3,319	3,211	3,211	3,264	3,199	3,464	3,464	3,464
104457	500500		Health Insurance	6,177	6,646	6,646	6,646	6,978	7,955	7,955	7,955
104457	500700		Retiree Health Insurance	82	83	83	83	82	84	84	84
104457	500705		Retiree Health Pre-65	0	8,191	8,191	8,191	8,191	8,449	7,383	7,383
104457	510900		Professional Services	0	400	400	0	400	400	400	400
104457	511100		Telephone & Postage	48	100	100	30	100	100	100	100
104457	512103		Leases-PC's	406	435	435	435	435	0	0	0
104457	525400		Insurance & Bonds	465	140	140	140	147	0	0	0
Org Total				60,929	69,967	69,967	70,461	70,099	71,884	70,818	70,818

General Fund

<u>Org</u>	<u>Object</u>	<u>Project</u>	<u>Description</u>	<u>2015 Actual</u>	<u>2016 Orig Budg</u>	<u>2016 Rev Budg</u>	<u>2016 Projected</u>	<u>2017 Planned</u>	<u>2017 Requested</u>	<u>2017 Managers</u>	<u>2017 Adopted</u>
Occupancy Tax											
104458	500200		Salaries	31,257	31,350	32,350	32,374	31,230	32,234	32,234	32,234
104458	500300		FICA	1,996	2,398	2,475	2,246	2,389	2,466	2,466	2,466
104458	500400		Retirement	2,207	2,135	2,185	2,195	2,127	2,337	2,337	2,337
104458	500500		Health Insurance	13,599	14,633	14,633	14,633	15,364	9,944	9,944	9,944
104458	500700		Retiree Health Insurance	55	55	55	55	55	56	56	56
104458	511100		Telephone & Postage	386	300	350	350	300	300	300	300
104458	511501		Maint & Repair-Equipment	0	200	150	0	200	200	200	200
104458	512103		Leases-PC's	406	435	435	435	435	455	455	455
104458	513300		Supplies	0	1,103	533	505	1,103	1,103	1,103	1,103
104458	525000		Training	0	600	850	850	500	500	500	500
104458	525100		Travel	22	1,000	1,320	1,319	1,200	1,200	1,200	1,200
104458	525400		Insurance & Bonds	439	546	546	546	551	562	562	564
Org Total				50,366	54,755	55,882	55,508	55,454	51,357	51,357	51,359
Prepared Foods Tax											
104459	500200		Salaries	35,166	28,758	29,758	29,766	28,993	30,047	30,047	30,047
104459	500300		FICA	2,617	2,200	2,276	2,238	2,218	2,299	2,299	2,299
104459	500400		Retirement	2,469	1,958	2,004	2,018	1,974	2,178	2,178	2,178
104459	500500		Health Insurance	15,999	8,307	8,307	8,307	8,723	9,944	9,944	9,944
104459	500700		Retiree Health Insurance	71	50	50	50	51	53	53	53
104459	500705		Retiree Health Pre-65	0	13,168	13,168	13,168	13,168	17,508	15,298	15,298
104459	511100		Telephone & Postage	466	350	350	250	350	350	350	350
104459	511501		Maint & Repair-Equipment	0	300	290	0	300	300	300	300
104459	512103		Leases-PC's	406	435	435	435	435	455	455	455
104459	513300		Supplies	89	986	986	850	986	986	986	986
104459	525000		Training	0	0	0	0	500	500	500	500
104459	525100		Travel	827	100	110	109	800	800	800	800
104459	525400		Insurance & Bonds	470	581	581	581	588	581	581	582
Org Total				58,580	57,193	58,315	57,772	59,086	66,001	63,791	63,792
Register of Deeds											
104460	500200		Salaries	249,011	251,906	258,907	259,084	251,362	270,016	258,540	258,540
104460	500300		FICA	18,072	19,271	19,807	18,779	19,229	20,656	19,778	19,778
104460	500400		Retirement	17,584	17,155	17,555	17,566	17,118	19,576	18,744	18,744
104460	500401		Supplemental Retirement	7,197	10,000	10,000	7,000	10,000	10,000	10,000	10,000

General Fund

<u>Org</u>	<u>Object</u>	<u>Project</u>	<u>Description</u>	<u>2015 Actual</u>	<u>2016 Orig Budg</u>	<u>2016 Rev Budg</u>	<u>2016 Projected</u>	<u>2017 Planned</u>	<u>2017 Requested</u>	<u>2017 Managers</u>	<u>2017 Adopted</u>
104460	500500		Health Insurance	87,897	79,956	79,956	79,956	83,956	95,708	95,708	95,708
104460	500700		Retiree Health Insurance	456	441	441	441	440	473	452	452
104460	500705		Retiree Health Pre-65	14,944	8,191	8,191	8,191	8,191	10,891	9,516	9,516
104460	510700		Contracted Services	33,328	38,101	37,601	35,000	38,101	38,101	38,101	38,101
104460	511100		Telephone & Postage	4,650	5,717	5,717	4,500	5,717	5,717	5,717	5,717
104460	511501		Maint & Repair-Equipment	10,493	10,087	10,587	10,578	10,087	10,087	10,087	10,087
104460	512102		Leases-Copiers	5,148	6,029	6,029	3,000	6,029	6,029	6,029	6,029
104460	512103		Leases-PC's	7,309	7,830	7,830	6,969	7,830	0	0	0
104460	513300		Supplies	14,490	9,000	9,000	8,500	9,000	9,000	9,000	9,000
104460	525000		Training	415	1,345	1,345	500	1,345	1,345	1,345	1,345
104460	525100		Travel	1,731	2,325	2,325	2,000	2,325	2,325	2,325	2,325
104460	525200		Dues & Subscriptions	350	375	375	350	375	375	375	375
104460	525400		Insurance & Bonds	3,720	4,076	4,076	4,076	4,116	4,195	4,195	4,212
Org Total				476,796	471,805	479,742	466,490	475,221	504,494	489,912	489,929

Building & Grounds

104470	500200		Salaries	585,272	603,674	614,974	589,021	603,212	614,795	614,795	614,795
104470	500300		FICA	43,410	46,181	47,252	43,720	46,146	47,032	47,032	47,032
104470	500400		Retirement	41,330	41,110	42,070	39,828	41,079	44,573	44,573	44,573
104470	500500		Health Insurance	146,158	137,467	137,467	137,467	144,343	163,598	163,598	163,598
104470	500700		Retiree Health Insurance	1,065	1,056	1,056	1,056	1,056	1,076	1,076	1,076
104470	500705		Retiree Health Pre-65	7,212	25,877	25,877	25,877	25,877	25,957	22,681	22,681
104470	510941		OH per Cost Allocation Plan	-76,919	-77,957	-77,957	-77,957	-77,957	-85,739	-85,739	-85,739
104470	511100		Telephone & Postage	4,086	4,117	5,617	5,000	4,117	4,117	4,117	4,117
104470	511300		Utilities	17,353	13,750	13,750	15,000	13,750	13,750	13,750	13,750
104470	511501		Maint & Repair-Equipment	1,280	10,000	5,000	2,000	10,000	10,000	10,000	10,000
104470	511502		Maint & Repair-Building	237,428	215,000	210,392	195,000	215,000	215,000	215,000	215,000
104470	511503		Maint & Repair-Vehicles	4,195	8,000	7,280	7,432	8,000	8,000	8,000	8,000
104470	511515		Maint & Repair-Generators	11,436	24,000	20,000	20,624	24,000	24,000	24,000	24,000
104470	512102		Leases-Copiers	300	185	385	250	185	185	185	185
104470	512103		Leases-PC's	1,218	1,305	1,305	930	1,305	910	910	910
104470	513100		Fuel	18,289	19,500	13,500	12,000	19,500	19,500	19,500	19,500
104470	513300		Supplies	4,849	2,700	2,700	3,650	2,700	2,700	2,700	2,700
104470	513600		Uniforms	8,190	8,000	9,000	8,000	8,000	8,000	8,000	8,000
104470	516100		Shop Overhead	44,550	33,045	33,045	33,045	33,898	21,760	21,760	21,760

General Fund

<u>Org</u>	<u>Object</u>	<u>Project</u>	<u>Description</u>	<u>2015 Actual</u>	<u>2016 Orig Budg</u>	<u>2016 Rev Budg</u>	<u>2016 Projected</u>	<u>2017 Planned</u>	<u>2017 Requested</u>	<u>2017 Managers</u>	<u>2017 Adopted</u>
104470	525400		Insurance & Bonds	40,980	42,398	42,398	42,398	43,705	46,591	46,591	45,279
104470	525700		Miscellaneous	0	425	425	0	425	425	425	425
104470	537400		Capital Outlay	5,080	0	26,220	26,220	0	25,000	25,000	25,000
Org Total				1,146,762	1,159,833	1,181,756	1,130,561	1,168,341	1,211,230	1,207,954	1,206,642
Turf Maintenance											
104472	500200		Salaries	185,458	186,125	191,125	177,383	185,414	181,049	181,049	181,049
104472	500300		FICA	13,123	14,239	14,621	12,919	14,184	13,850	13,850	13,850
104472	500400		Retirement	13,096	12,675	12,972	12,022	12,627	13,126	13,126	13,126
104472	500500		Health Insurance	61,039	65,677	65,677	65,677	68,962	67,953	67,953	67,953
104472	500700		Retiree Health Insurance	324	326	326	326	324	317	317	317
104472	500705		Retiree Health Pre-65	7,212	6,354	6,354	6,354	6,354	25,957	22,681	22,681
104472	511100		Telephone & Postage	8	500	46	70	500	500	500	500
104472	511501		Maint & Repair-Equipment	4,107	3,000	4,057	3,948	3,000	3,000	3,000	3,000
104472	511503		Maint & Repair-Vehicles	1,775	2,000	2,000	1,800	2,000	2,000	2,000	2,000
104472	513100		Fuel	5,660	5,750	3,950	3,900	5,750	5,750	5,750	5,750
104472	513300		Supplies	25,489	27,000	28,864	28,466	27,000	27,000	27,000	27,000
104472	513600		Uniforms	2,465	2,000	3,729	3,500	2,000	2,000	2,000	2,000
104472	516100		Shop Overhead	4,924	4,574	4,574	4,574	4,693	5,196	5,196	5,196
104472	525000		Training	0	425	0	0	425	425	425	425
104472	525100		Travel	0	425	0	0	425	425	425	425
104472	525400		Insurance & Bonds	10,768	11,797	11,797	11,797	12,186	13,434	13,434	12,989
104472	525700		Miscellaneous	238	425	0	0	425	425	425	425
104472	537400		Capital Outlay	0	8,000	6,879	6,879	23,800	26,500	23,800	23,800
Org Total				335,686	351,292	356,971	339,615	370,069	388,907	382,931	382,486
General Services											
104475	500200		Salaries	236,933	198,128	208,122	214,080	184,797	193,826	193,826	193,826
104475	500300		FICA	17,255	15,157	15,922	15,505	14,137	14,828	14,828	14,828
104475	500400		Retirement	16,730	13,492	14,114	14,516	12,584	14,052	14,052	14,052
104475	500500		Health Insurance	56,680	50,733	50,733	54,666	51,090	58,242	58,242	58,242
104475	500700		Retiree Health Insurance	406	317	317	317	294	339	339	339
104475	500705		Retiree Health Pre-65	7,212	12,710	12,710	12,710	12,710	8,449	7,383	7,383
104475	510700		Contracted Services	61,349	65,640	65,640	63,500	65,640	65,640	65,640	65,640
104475	510700	60034	Contracted Services-Admin	24,028	30,000	30,000	24,025	30,000	30,000	30,000	30,000
104475	510941		OH per Cost Allocation Plan	-14,110	-16,362	-16,362	-16,362	-16,362	-14,235	-14,235	-14,235

General Fund

<u>Org</u>	<u>Object</u>	<u>Project</u>	<u>Description</u>	<u>2015 Actual</u>	<u>2016 Orig Budg</u>	<u>2016 Rev Budg</u>	<u>2016 Projected</u>	<u>2017 Planned</u>	<u>2017 Requested</u>	<u>2017 Managers</u>	<u>2017 Adopted</u>
104475	511100		Telephone & Postage	1	200	200	600	200	200	200	200
104475	511300		Utilities	147,920	145,000	145,000	145,000	145,000	145,000	145,000	145,000
104475	511501		Maint & Repair-Equipment	754	4,500	4,500	4,534	4,500	4,500	4,500	4,500
104475	511502		Maint & Repair-Building	518	2,500	2,500	750	2,500	2,500	2,500	2,500
104475	511503		Maint & Repair-Vehicles	2,037	3,000	3,000	1,881	3,000	3,000	3,000	3,000
104475	512102		Leases-Copiers	6,242	6,244	6,244	3,250	6,244	6,244	6,244	6,244
104475	512111		Miscellaneous Rentals	13,594	13,824	13,824	13,500	13,824	13,824	13,824	13,824
104475	513100		Fuel	2,442	2,400	2,400	1,900	2,400	2,400	2,400	2,400
104475	513300		Supplies	32,070	40,000	40,000	32,250	40,000	40,000	40,000	40,000
104475	516100		Shop Overhead	7,122	7,102	7,102	7,102	7,286	8,639	8,639	8,639
104475	525000		Training	390	1,250	1,250	800	1,250	1,250	1,250	1,250
104475	525100		Travel	0	1,500	1,500	1,457	1,500	1,500	1,500	1,500
104475	525400		Insurance & Bonds	14,336	18,180	18,180	18,180	18,716	16,185	16,185	14,946
Org Total				633,909	615,515	626,896	614,161	601,310	616,383	615,317	614,078

Non-Departmental

104490	500601		401K Employer Contribution-Reg	0	0	0	0	0	283,000	0	0
104490	500701		Retiree Medicare Supplemental	536,982	562,965	562,965	562,965	588,948	588,948	588,948	588,948
104490	500900		Longevity	366,022	359,075	359,075	366,400	379,555	354,410	354,410	354,410
104490	501000		Salary Adjustment-COLA	0	781,222	1,135	0	1,562,444	781,222	750,000	750,000
104490	501050		Salary Adjustment-Bonus	0	0	0	0	0	50,000	25,000	25,000
104490	510900		Professional Services	134,623	141,000	141,000	130,000	142,000	142,000	142,000	142,000
104490	510901		Legal Services	23,443	50,000	50,000	35,000	50,000	50,000	50,000	50,000
104490	510911		Economic Devlpmnt Study	0	0	29,320	29,320	0	29,320	29,320	29,320
104490	510926		Classification and Pay Study	0	0	64,780	64,780	0	0	0	0
104490	510941		OH per Cost Allocation Plan	-208,951	-235,314	-235,314	-235,314	-235,314	-262,259	-262,259	-262,259
104490	511100		Telephone & Postage	90,814	93,000	105,025	105,000	93,500	93,500	93,500	93,500
104490	511300		Utilities	108,206	106,500	106,500	107,000	107,000	107,000	107,000	107,000
104490	511900		Credit Card Acceptance Fees	58,340	60,000	75,000	75,000	60,000	75,000	75,000	75,000
104490	511902		Online Auction Fees	6,343	6,000	15,000	12,500	6,000	6,000	6,000	6,000
104490	512103		Lease Clearing	0	5,000	0	0	5,000	5,000	0	0
104490	513300		Supplies	883	2,500	2,500	2,213	2,500	2,500	2,500	2,500
104490	519000		Medical Examiner	20,050	20,000	20,000	18,500	20,000	20,000	20,000	20,000
104490	519100		Albemarle Commission	22,630	22,927	22,927	22,927	23,000	24,082	24,082	24,082
104490	519101		NCACC Dues	4,016	4,100	4,168	4,168	4,200	4,200	4,200	4,200

General Fund

<u>Org</u>	<u>Object</u>	<u>Project</u>	<u>Description</u>	<u>2015 Actual</u>	<u>2016 Orig Budg</u>	<u>2016 Rev Budg</u>	<u>2016 Projected</u>	<u>2017 Planned</u>	<u>2017 Requested</u>	<u>2017 Managers</u>	<u>2017 Adopted</u>
104490	519102		UNC School of Govt Dues	3,979	4,160	4,160	4,145	4,340	4,340	4,340	4,340
104490	519500		NC 20 Dues	0	3,500	0	0	3,550	0	0	0
104490	519501		NC Beach Inlet & WW Assoc	2,000	2,000	2,000	2,000	2,000	2,000	2,000	2,000
104490	519600		Southern Albemarle Assoc Dues	800	800	800	800	800	800	800	800
104490	519700		Game & Wildlife Commission	9,736	0	0	0	0	0	0	0
104490	525100		Travel	0	2,000	0	0	2,000	2,000	2,000	2,000
104490	525400		Insurance & Bonds	65,248	74,411	74,411	74,411	76,166	90,865	90,865	83,553
104490	525600		Advertising & Promotion	5,679	10,000	10,000	5,750	10,000	10,000	10,000	10,000
104490	525700		Miscellaneous	17,041	28,000	21,432	11,000	28,000	28,000	28,000	28,000
104490	545300		Costs of Issuance	0	0	47,034	47,034	0	0	0	0
104490	545300	98721	Costs of Issuance	0	0	131,247	131,247	0	0	0	0
104490	546300		Payment to Escrow Agent	0	0	3,652,966	3,652,965	0	0	0	0
104490	546300	98721	Payment to Escrow Agent	0	0	5,888,901	5,888,901	0	0	0	0
104490	550000		Contingency	0	300,000	95,337	0	300,000	300,000	275,000	275,000
104490	560038		Dare Day	0	4,500	4,500	4,500	4,500	4,500	4,500	4,500
Org Total				1,267,883	2,408,346	11,256,869	11,123,212	3,240,189	2,796,428	2,427,206	2,419,894

Debt Service

104495	548100		DS Prin LP-Undistributed	0	79,930	78,919	0	852,253	101,107	84,282	84,282
104495	548129		DS Prin LP Sun Veh 2013	302,282	229,031	229,031	229,031	0	0	0	0
104495	548130		DS Prin LP BanC Veh 2014	332,956	336,084	336,084	336,084	254,133	254,133	254,133	254,133
104495	548131		DS Prin LP BanB CIP 2014	198,650	200,945	200,945	200,945	203,266	203,266	203,266	203,266
104495	548132		DS Prin LP BanC Veh 2015	71,657	288,603	288,603	288,603	291,788	291,788	291,788	291,788
104495	548133		DS Prin LP BanC Veh 2016	0	0	0	72,553	0	292,456	292,456	292,456
104495	548204	60043	DS Prin IF 2010 ECSys	769,506	777,520	777,520	777,520	777,520	777,520	777,520	777,520
104495	548205		DS Prin LOBs 2015	0	0	50,000	50,000	0	35,000	35,000	35,000
104495	548206		DS Prin LOBs 2016B	0	0	0	0	0	0	0	95,000
104495	548307		DS Prin COPs S2005	3,010,000	0	0	0	0	0	0	0
104495	548308		DS Prin COPs S2007	910,000	910,000	910,000	910,000	910,000	910,000	910,000	910,000
104495	548309		DS Prin COps S2009	330,000	335,000	335,000	335,000	350,000	350,000	350,000	350,000
104495	548310		DS Prin LOBs S2012	3,605,000	3,610,000	3,610,000	3,610,000	3,215,000	3,215,000	3,215,000	3,215,000
104495	548311		DS PRIN LOBs 2012C	800,000	815,000	815,000	815,000	825,000	825,000	825,000	825,000
104495	548312		DS PRIN LOBs 2012 D	2,265,000	2,225,000	2,225,000	2,225,000	2,205,000	2,205,000	2,205,000	2,205,000
104495	548313		DS Prin LOBs 2013	0	2,990,000	2,990,000	2,990,000	2,960,000	2,960,000	2,960,000	2,960,000
104495	548314		DS Prin LOBs 2014	0	205,000	205,000	205,000	205,000	205,000	205,000	205,000

General Fund

<u>Org</u>	<u>Object</u>	<u>Project</u>	<u>Description</u>	<u>2015 Actual</u>	<u>2016 Orig Budg</u>	<u>2016 Rev Budg</u>	<u>2016 Projected</u>	<u>2017 Planned</u>	<u>2017 Requested</u>	<u>2017 Managers</u>	<u>2017 Adopted</u>
104495	548315		DS Prin LOBs 2016A	0	0	0	0	0	325,000	325,000	315,000
104495	548605		DS Prin GO S2006 2/3rds	100,000	110,000	110,000	110,000	0	0	0	0
104495	549129		DS Int LP Sun Veh 2013	4,872	1,336	1,336	1,336	0	0	0	0
104495	549130		DS Int LP BanC Veh 2014	7,474	4,348	4,348	4,347	1,191	1,191	1,191	1,191
104495	549131		DS Int LP BanB CIP 2014	7,849	5,555	5,555	5,555	3,234	3,234	3,234	3,234
104495	549132		DS Int LP BanC Veh 2015	2,399	7,621	7,621	7,620	4,436	4,436	4,436	4,436
104495	549133		DS Int LP BanC Veh 2016	0	0	0	2,734	0	8,690	8,690	8,690
104495	549204	60043	DS Int IF 2010 ECSys	197,070	73,108	74,119	74,118	60,180	60,180	60,180	60,180
104495	549205		DS Int LOBs 2015	0	0	86,938	86,938	0	97,090	97,090	97,090
104495	549206		DS Int LOBs 2016B	0	0	0	0	0	0	0	4,159
104495	549307		DS Int COPs Series 2005	140,950	0	0	0	0	0	0	0
104495	549308		DS Int COPs Series 2007	479,358	442,958	301,745	301,745	406,557	265,345	265,345	36,400
104495	549309		DS Int COPs S2009	66,900	57,000	57,000	57,000	43,600	43,600	43,600	43,600
104495	549310		DS Int LOBs S2012	1,102,400	994,250	994,250	994,250	885,950	885,950	885,950	885,950
104495	549311		DS INT LOBs 2012C	208,838	192,838	192,838	192,838	176,538	176,538	176,538	176,538
104495	549312		DS INT LOBs 2012 D	1,426,950	1,359,000	1,359,000	1,359,000	1,270,000	1,270,000	1,270,000	1,270,000
104495	549313		DS Int LOBs 2013	1,263,700	1,263,700	1,263,700	1,263,700	1,144,100	1,144,100	1,144,100	1,144,100
104495	549314		DS Int LOBs 2014	0	151,845	151,845	151,845	96,078	96,078	96,078	96,078
104495	549315		DS Int LOBs 2016A	0	0	0	0	0	246,000	246,000	437,923
104495	549605		DS Int GO S2006 2/3rds	8,400	4,400	4,400	4,400	0	0	0	0
Org Total				17,612,211	17,670,072	17,665,797	17,662,162	17,140,824	17,252,702	17,235,877	17,288,014

Sheriff

104510	500200		Salaries	3,193,073	3,167,277	3,236,278	3,221,762	3,161,708	3,201,992	3,201,992	3,201,992
104510	500201		Salaries-Part Time	64,651	90,000	90,000	74,484	90,000	69,563	69,563	69,563
104510	500207		Salaries - Overtime Pay	66,469	74,748	80,904	60,853	74,748	74,748	74,748	74,748
104510	500300		FICA	245,101	254,900	260,651	242,787	254,474	255,992	255,992	255,992
104510	500400		Retirement	240,358	231,021	236,811	234,030	230,626	260,664	260,664	260,664
104510	500500		Health Insurance	781,515	849,588	849,588	849,588	889,360	956,327	956,327	956,327
104510	500600		401K	150,975	150,571	154,157	154,000	150,336	154,004	154,004	154,004
104510	500700		Retiree Health Insurance	5,539	5,538	5,538	5,538	5,528	5,734	5,734	5,734
104510	500705		Retiree Health Pre-65	109,460	156,182	156,182	156,182	156,182	260,180	227,342	227,342
104510	510700		Contracted Services	22,894	22,951	22,951	22,895	22,951	22,951	22,951	22,951
104510	510900		Professional Services	8,207	6,245	6,245	6,384	6,245	31,245	31,245	31,245
104510	510912	00030	Personnel Services-GHSP Grant	0	0	0	0	0	135,000	135,000	135,000

General Fund

<u>Org</u>	<u>Object</u>	<u>Project</u>	<u>Description</u>	<u>2015 Actual</u>	<u>2016 Orig Budg</u>	<u>2016 Rev Budg</u>	<u>2016 Projected</u>	<u>2017 Planned</u>	<u>2017 Requested</u>	<u>2017 Managers</u>	<u>2017 Adopted</u>
104510	511100		Telephone & Postage	46,728	72,975	76,275	76,000	72,975	72,975	72,975	72,975
104510	511300		Utilities	8,623	5,000	8,700	8,600	5,000	9,000	9,000	9,000
104510	511501		Maint & Repair-Equipment	19,013	20,000	20,000	18,000	20,000	20,000	20,000	20,000
104510	511503		Maint & Repair-Vehicles	54,726	51,000	66,000	62,500	51,000	51,000	51,000	51,000
104510	512102		Leases-Copiers	3,950	3,056	3,056	3,100	3,056	3,056	3,056	3,056
104510	512103		Leases-PC's	37,762	33,930	33,930	19,512	33,930	15,925	15,925	15,925
104510	513100		Fuel	202,966	230,000	208,000	145,000	230,000	220,000	215,000	215,000
104510	513300		Supplies	48,937	49,380	49,380	48,000	45,000	45,000	45,000	45,000
104510	513325		Vehicle Equipment-Non Capital	26,015	0	0	0	0	0	0	0
104510	513325	00030	Misc Equipment-GHSP Grant	64,790	0	0	0	0	19,800	19,800	19,800
104510	513325	00068	Equipment-GCC-2014	14,875	14,995	14,995	14,907	14,995	24,445	24,445	24,445
104510	513500		Software	64,032	74,669	74,669	68,504	74,669	77,967	77,967	77,967
104510	513600		Uniforms	30,209	31,000	31,000	31,000	31,000	34,000	34,000	34,000
104510	513600	00030	Uniforms-GHSP Grant	0	0	0	0	0	21,150	21,150	21,150
104510	516100		Shop Overhead	124,381	141,989	141,989	141,989	145,655	142,188	142,188	142,188
104510	525000		Training	25,156	25,000	25,000	23,750	25,000	25,000	25,000	25,000
104510	525100		Travel	7,985	8,000	8,000	7,750	8,000	8,000	8,000	8,000
104510	525100	00030	Travel	0	0	0	0	0	5,750	5,750	5,750
104510	525400		Insurance & Bonds	256,686	227,856	227,856	227,856	233,741	249,069	249,069	252,424
104510	525602		Legal Advertising	0	850	850	100	850	850	850	850
104510	525700		Miscellaneous	3,995	4,000	4,000	3,750	4,000	4,000	4,000	4,000
104510	525702		Canine Care	6,276	9,000	9,000	7,750	9,000	9,000	9,000	9,000
104510	525705		Investigation Funds	14,695	14,695	14,695	14,695	14,695	14,695	14,695	14,695
104510	537400		Capital Outlay	318,356	365,000	403,616	402,131	365,000	365,000	365,000	365,000
104510	537400	00030	Capital Outlay-GHSP Grant	0	0	0	0	0	141,000	141,000	141,000
104510	551000	00039	Sheriff Fund-Fed Forfeitures	12,194	12,350	12,350	12,350	12,350	12,350	12,350	12,350
104510	551000	00059	Sheriff Fund	39,354	16,750	16,750	16,750	16,750	16,750	16,750	16,750
104510	595500		Transfer to LEO Spec Sep Allow	50,000	80,759	80,759	130,759	75,000	75,000	75,000	125,000
Org Total				6,369,947	6,501,275	6,630,175	6,513,256	6,533,824	7,111,370	7,073,532	7,126,887

Jail

104520	500200		Salaries	1,836,038	1,864,938	1,914,938	1,887,403	1,859,287	1,826,272	1,826,272	1,826,272
104520	500201		Salaries-Part Time	30,960	30,000	30,000	13,651	30,000	30,000	30,000	30,000
104520	500300		FICA	134,966	144,963	148,788	137,533	144,530	142,005	142,005	142,005
104520	500400		Retirement	129,784	127,002	129,965	128,013	126,617	132,405	132,405	132,405

General Fund

<u>Org</u>	<u>Object</u>	<u>Project</u>	<u>Description</u>	<u>2015 Actual</u>	<u>2016 Orig Budg</u>	<u>2016 Rev Budg</u>	<u>2016 Projected</u>	<u>2017 Planned</u>	<u>2017 Requested</u>	<u>2017 Managers</u>	<u>2017 Adopted</u>
104520	500500		Health Insurance	527,408	565,698	565,698	565,698	593,990	671,676	671,676	671,676
104520	500700		Retiree Health Insurance	3,269	3,264	3,264	3,264	3,254	3,196	3,196	3,196
104520	500705		Retiree Health Pre-65	88,987	91,581	91,581	91,581	91,581	163,409	142,784	142,784
104520	510700		Contracted Services	49,992	49,992	49,992	16,664	49,992	49,992	49,992	49,992
104520	510720		Food Services	179,018	185,000	178,763	178,763	190,000	190,000	190,000	190,000
104520	510900		Professional Services	98,799	200,000	185,180	180,000	200,000	200,000	200,000	200,000
104520	511100		Telephone & Postage	5,586	7,500	7,500	6,500	7,500	7,500	7,500	7,500
104520	511300		Utilities	140,403	140,000	140,000	140,000	140,000	140,000	140,000	140,000
104520	511501		Maint & Repair-Equipment	110,223	112,856	115,462	112,500	112,856	112,856	112,856	112,856
104520	511502		Maint & Repair-Building	13,986	14,000	14,000	13,750	14,000	14,000	14,000	14,000
104520	511503		Maint & Repair-Vehicles	2,730	3,750	3,750	3,523	3,750	3,750	3,750	3,750
104520	512102		Leases-Copiers	4,048	2,555	2,555	4,200	2,555	2,555	2,555	2,555
104520	512103		Leases-PC's	7,715	8,700	8,700	5,110	8,700	6,825	6,825	6,825
104520	513100		Fuel	6,027	10,000	10,000	5,400	10,000	10,000	9,000	9,000
104520	513300		Supplies	57,893	50,000	50,000	48,000	50,000	50,000	50,000	50,000
104520	513303		Supplies-Medical	2,033	2,000	2,000	1,976	2,000	2,000	2,000	2,000
104520	513600		Uniforms	9,437	10,000	10,000	9,968	10,000	10,000	10,000	10,000
104520	514600		Laundry & Dry Cleaning	4,976	5,000	5,000	4,975	5,000	5,000	5,000	5,000
104520	514800		Commissary Purchases	61,887	62,000	62,000	62,000	62,000	62,000	62,000	62,000
104520	516100		Shop Overhead	12,977	17,937	17,937	17,937	18,400	15,005	15,005	15,005
104520	525000		Training	9,987	10,000	10,000	9,250	10,000	10,000	10,000	10,000
104520	525100		Travel	734	850	850	700	850	850	850	850
104520	525400		Insurance & Bonds	160,572	171,371	171,371	171,371	177,002	187,270	187,270	167,087
104520	525700		Miscellaneous	1,037	1,275	1,275	1,000	1,275	1,275	1,275	1,275
104520	537400		Capital Outlay	0	34,069	55,126	55,113	0	0	0	0
Org Total				3,691,472	3,926,301	3,985,695	3,875,843	3,925,139	4,049,841	4,028,216	4,008,033

Communications

104526	500200		Salaries	859,261	944,357	968,357	918,615	945,130	1,021,733	961,529	961,529
104526	500207		Salaries - Overtime Pay	86,069	80,000	82,480	100,901	80,000	108,601	100,855	100,855
104526	500300		FICA	68,451	78,363	80,389	83,309	78,422	86,471	81,273	81,273
104526	500400		Retirement	66,062	69,759	71,309	67,976	69,811	81,949	77,023	77,023
104526	500500		Health Insurance	237,537	302,435	302,435	302,435	317,561	387,333	352,303	352,303
104526	500700		Retiree Health Insurance	1,484	1,653	1,653	1,653	1,654	1,978	1,860	1,860
104526	500705		Retiree Health Pre-65	29,888	19,523	19,523	19,523	19,523	43,465	37,979	37,979

General Fund

<u>Org</u>	<u>Object</u>	<u>Project</u>	<u>Description</u>	<u>2015 Actual</u>	<u>2016 Orig Budg</u>	<u>2016 Rev Budg</u>	<u>2016 Projected</u>	<u>2017 Planned</u>	<u>2017 Requested</u>	<u>2017 Managers</u>	<u>2017 Adopted</u>
104526	510703		Monthly T1 Line	25,123	27,228	26,328	26,000	27,228	27,228	27,228	27,228
104526	510725		ECS Motorola	238,348	241,032	241,032	240,961	243,932	243,932	243,932	243,932
104526	511100		Telephone & Postage	3,310	3,700	3,700	3,900	3,700	3,700	3,700	3,700
104526	511105		Emergency Services Network	5,100	5,100	5,100	5,100	5,100	5,100	5,100	5,100
104526	511300		Utilities	6,537	7,000	7,000	6,000	7,000	7,000	7,000	7,000
104526	511501		Maint & Repair-Equipment	18,199	27,000	27,900	27,820	27,000	27,000	27,000	27,000
104526	511517		Maint & Repair-800 Megahertz	341,004	351,046	351,046	351,045	361,577	361,577	361,577	361,577
104526	512102		Leases-Copiers	330	0	1,000	775	0	330	330	330
104526	512103		Leases-PC's	1,624	1,740	1,740	1,394	1,740	1,365	1,365	1,365
104526	512109		Leases-Tower Space	27,771	28,800	28,800	29,159	28,800	29,940	29,940	29,940
104526	513100		Fuel	134	225	225	0	225	225	200	200
104526	513300		Supplies	6,225	7,650	7,650	6,250	7,650	7,650	7,650	7,650
104526	513400		RECC Building Operating Costs	0	0	0	0	0	0	30,000	30,000
104526	525000		Training	3,270	4,000	4,000	2,750	4,000	4,000	4,000	4,000
104526	525100		Travel	1,414	3,200	3,200	2,850	3,200	3,200	3,200	3,200
104526	525200		Dues & Subscriptions	137	230	230	229	230	230	230	230
104526	525400		Insurance & Bonds	25,455	26,604	26,604	26,604	27,129	49,431	49,431	23,693
104526	525700		Miscellaneous	789	800	800	744	800	965	800	800
Org Total				2,053,521	2,231,445	2,262,501	2,225,993	2,261,412	2,504,403	2,415,505	2,389,767

Courts

104529	500200		Salaries	60,051	65,353	67,353	67,382	65,224	67,282	67,282	67,282
104529	500202		Salaries-Jury Commission	0	360	360	360	0	0	0	0
104529	500300		FICA	4,694	5,027	5,180	4,767	4,990	5,147	5,147	5,147
104529	500400		Retirement	4,240	4,451	4,555	4,569	4,442	4,878	4,878	4,878
104529	500500		Health Insurance	21,079	23,735	23,735	23,735	24,921	28,410	28,410	28,410
104529	500700		Retiree Health Insurance	121	114	114	114	114	118	118	118
104529	510700		Contracted Services	115,425	105,000	105,000	103,698	105,000	116,000	116,000	116,000
104529	511100		Telephone & Postage	17,515	24,184	24,184	19,500	24,184	24,184	24,184	24,184
104529	511300		Utilities	234,307	230,000	230,000	230,000	230,000	230,000	230,000	230,000
104529	511501		Maint & Repair-Equipment	14,491	29,000	29,000	29,000	29,000	29,000	29,000	29,000
104529	511502		Maint & Repair-Building	0	0	56,954	55,000	0	0	0	0
104529	512103		Leases-PC's	0	435	435	0	435	0	0	0
104529	513300		Supplies	9,068	13,000	13,000	9,000	13,000	13,000	13,000	13,000
104529	513500		Software-Card Access Upgrade	18,000	25,000	25,000	24,518	0	0	0	0

General Fund

<u>Org</u>	<u>Object</u>	<u>Project</u>	<u>Description</u>	<u>2015 Actual</u>	<u>2016 Orig Budg</u>	<u>2016 Rev Budg</u>	<u>2016 Projected</u>	<u>2017 Planned</u>	<u>2017 Requested</u>	<u>2017 Managers</u>	<u>2017 Adopted</u>
104529	525400		Insurance & Bonds	56,724	66,409	66,409	66,409	68,118	70,876	70,876	56,610
Org Total				555,715	592,068	651,279	638,052	569,428	588,895	588,895	574,629
Emergency Medical Services											
104531	500200		Salaries	4,781,921	4,978,174	5,109,349	5,109,515	4,983,782	4,982,436	4,982,436	4,982,436
104531	500300		FICA	348,302	380,830	390,865	373,875	381,259	381,156	381,156	381,156
104531	500400		Retirement	329,934	339,014	347,081	340,560	339,396	361,227	361,227	361,227
104531	500500		Health Insurance	1,059,060	1,129,745	1,129,745	1,129,745	1,186,230	1,233,448	1,233,448	1,233,448
104531	500700		Retiree Health Insurance	5,876	5,999	5,999	5,999	6,009	8,719	8,719	8,719
104531	500705		Retiree Health Pre-65	156,585	266,836	266,836	266,836	266,836	350,178	305,983	305,983
104531	510400		Avon Clinic (OBPS LLC)	50,000	50,000	50,000	50,000	50,000	50,000	50,000	50,000
104531	510401		Hatteras Village Medical Cntr	50,000	50,000	50,000	50,000	50,000	50,000	50,000	50,000
104531	510713		NCACC EMS Medicaid cost fee	18,199	14,000	14,000	14,885	14,000	14,000	14,000	14,000
104531	510714		EMS Billing/Collection Service	145,793	120,000	150,000	155,000	120,000	120,000	120,000	120,000
104531	510800		Technical Support	14,685	20,670	21,623	15,559	20,670	20,670	20,670	20,670
104531	510900		Professional Services	40,103	47,500	46,547	41,672	47,500	47,500	47,500	47,500
104531	511100		Telephone & Postage	15,575	15,000	15,000	17,500	15,000	23,000	15,000	15,000
104531	511300		Utilities	49,940	48,000	48,000	48,000	48,000	48,000	48,000	48,000
104531	511501		Maint & Repair-Equipment	21,203	60,000	42,106	30,000	60,000	65,000	65,000	65,000
104531	511503		Maint & Repair-Vehicles	39,645	55,000	54,670	45,000	55,000	55,000	55,000	55,000
104531	512101		Leases-Real Property	101	101	101	101	101	101	101	101
104531	512102		Leases-Copiers	7,126	6,143	6,143	4,600	6,143	6,143	6,143	6,143
104531	512103		Leases-PC's	8,527	8,700	8,700	7,898	8,700	3,185	3,185	3,185
104531	513100		Fuel	111,161	140,000	107,100	90,000	140,000	140,000	130,000	130,000
104531	513300		Supplies	58,525	40,000	42,968	40,000	40,000	40,000	40,000	40,000
104531	513303		Supplies-Medical	119,589	125,000	134,484	130,000	125,000	128,500	128,500	128,500
104531	513600		Uniforms	62,255	40,000	69,347	65,000	40,000	48,000	40,000	40,000
104531	516100		Shop Overhead	105,321	94,860	94,860	94,860	97,309	91,068	91,068	91,068
104531	525000		Training	21,985	25,000	56,226	55,000	25,000	25,000	25,000	25,000
104531	525100		Travel	8,325	10,000	10,000	4,000	10,000	10,000	10,000	10,000
104531	525400		Insurance & Bonds	363,331	370,192	370,192	370,192	383,335	435,510	435,510	419,003
104531	525700		Miscellaneous	3,609	4,000	4,000	3,634	4,000	4,000	4,000	4,000
104531	537400		Capital Outlay	165,994	400,000	718,422	700,000	400,000	439,296	400,000	400,000
Org Total				8,162,668	8,844,764	9,364,364	9,259,431	8,923,270	9,181,137	9,071,646	9,055,139

Emergency Medical Helicopter

General Fund

<u>Org</u>	<u>Object</u>	<u>Project</u>	<u>Description</u>	<u>2015 Actual</u>	<u>2016 Orig Budg</u>	<u>2016 Rev Budg</u>	<u>2016 Projected</u>	<u>2017 Planned</u>	<u>2017 Requested</u>	<u>2017 Managers</u>	<u>2017 Adopted</u>
104535	500200		Salaries	733,807	732,751	743,399	732,570	731,110	738,187	738,187	738,187
104535	500300		FICA	53,115	55,359	56,173	52,882	55,264	55,743	55,743	55,743
104535	500400		Retirement	51,820	49,900	51,068	49,667	49,789	53,519	53,519	53,519
104535	500500		Health Insurance	88,583	96,105	96,105	96,105	100,907	105,090	105,090	105,090
104535	500700		Retiree Health Insurance	1,021	1,016	1,016	1,016	1,013	1,292	1,292	1,292
104535	500705		Retiree Health Pre-65	0	32,691	32,691	32,691	32,691	43,465	37,979	37,979
104535	510700		Contracted Services	4,479	7,150	7,150	5,011	7,150	7,150	7,150	7,150
104535	510800		Technical Support	0	1,650	1,650	1,500	1,650	1,650	1,650	1,650
104535	510900		Professional Services	568	1,170	1,170	750	1,170	1,170	1,170	1,170
104535	511100		Telephone & Postage	2,530	3,000	3,000	1,600	3,000	3,000	3,000	3,000
104535	511300		Utilities	6,507	6,000	6,000	6,100	6,000	6,000	6,000	6,000
104535	511501		Maint & Repair-Equipment	2,983	4,800	4,800	4,250	4,800	4,800	4,800	4,800
104535	511503		Maint & Repair-Vehicles	661	1,500	1,500	750	1,500	1,500	1,500	1,500
104535	511504		Maint & Repair-Helo	172,359	202,500	207,403	140,000	202,500	202,500	202,500	202,500
104535	512102		Leases-Copiers	1,267	2,364	2,364	1,000	2,364	2,364	2,364	2,364
104535	512103		Leases-PC's	406	2,262	2,262	465	2,262	455	455	455
104535	513100		Fuel	891	1,300	1,300	450	1,300	1,300	1,250	1,250
104535	513101		Fuel-Helo	69,115	90,000	90,000	72,500	90,000	90,000	90,000	90,000
104535	513300		Supplies	4,316	5,000	5,000	4,900	5,000	5,000	5,000	5,000
104535	513300	60285	Supplies	54,725	0	20,275	20,000	0	0	0	0
104535	513500		Software	2,451	3,000	3,000	2,600	3,000	3,000	3,000	3,000
104535	513600		Uniforms	3,032	3,300	6,009	6,000	3,300	8,000	3,300	3,300
104535	515800		OSHA/ADA	205	2,500	4,750	1,750	2,500	2,500	2,500	2,500
104535	516100		Shop Overhead	0	1,866	1,866	1,866	1,914	1,689	1,689	1,689
104535	525000		Training	1,773	2,575	7,575	7,000	2,575	6,575	6,575	6,575
104535	525100		Travel	8,399	14,125	14,125	4,500	14,125	14,125	14,125	14,125
104535	525400		Insurance & Bonds	223,522	208,633	208,633	208,633	214,929	185,626	185,626	182,802
104535	525700		Miscellaneous	9,979	11,875	6,875	6,750	11,875	11,875	11,875	11,875
104535	537400		Capital Outlay	6,350	0	0	0	0	0	0	0
Org Total				1,504,864	1,544,392	1,587,158	1,463,306	1,553,688	1,557,575	1,547,339	1,544,515
Emergency Management											
104542	500200		Salaries	173,657	220,049	223,050	222,751	219,585	223,148	223,148	223,148
104542	500300		FICA	13,223	16,834	17,064	16,308	16,798	17,071	17,071	17,071
104542	500400		Retirement	12,269	14,985	15,303	15,103	14,954	16,178	16,178	16,178

General Fund

<u>Org</u>	<u>Object</u>	<u>Project</u>	<u>Description</u>	<u>2015 Actual</u>	<u>2016 Orig Budg</u>	<u>2016 Rev Budg</u>	<u>2016 Projected</u>	<u>2017 Planned</u>	<u>2017 Requested</u>	<u>2017 Managers</u>	<u>2017 Adopted</u>
104542	500500		Health Insurance	25,180	44,309	44,309	44,309	46,525	53,037	53,037	53,037
104542	500700		Retiree Health Insurance	361	385	385	385	384	391	391	391
104542	510705		WSI Services	2,391	6,750	8,953	7,000	6,750	26,750	6,750	6,750
104542	511100		Telephone & Postage	13,341	18,512	18,512	14,500	18,512	18,512	18,512	18,512
104542	511300		Utilities	845	1,000	1,000	975	1,000	1,000	1,000	1,000
104542	511501		Maint & Repair-Equipment	4,641	5,500	5,500	2,000	4,000	4,000	4,000	4,000
104542	511503		Maint & Repair-Vehicles	347	1,250	2,250	2,119	1,250	1,250	1,250	1,250
104542	512102		Leases-Copiers	599	1,179	179	0	1,179	849	849	849
104542	512103		Leases-PC's	1,996	2,610	2,610	2,610	2,610	1,820	1,820	1,820
104542	513100		Fuel	4,477	9,000	8,000	5,000	9,000	9,000	7,500	7,500
104542	513300		Supplies	5,963	9,150	9,150	6,500	9,150	9,150	9,150	9,150
104542	513300	00410	Supplies-LEPCs	0	1,105	1,105	1,105	0	0	0	0
104542	516100		Shop Overhead	3,881	8,728	8,728	8,728	8,953	7,340	7,340	7,340
104542	517001		Hurricane Preparedness	1,887	4,500	4,500	2,757	4,500	4,500	4,500	4,500
104542	517002		Re-entry Permits	1,023	2,000	2,000	1,000	2,000	2,000	2,000	2,000
104542	519300		NC Forest Service	0	81,540	82,423	80,000	81,540	82,424	81,540	81,540
104542	525100		Travel	5,030	11,250	11,250	9,000	11,250	11,250	11,250	11,250
104542	525400		Insurance & Bonds	12,212	26,344	26,344	26,344	26,943	51,774	51,774	28,295
104542	525700		Miscellaneous	0	4,000	3,876	2,500	4,000	4,000	4,000	4,000
104542	525800	00405	Exp-Homeland Security Grants	0	0	20,000	20,000	0	0	0	0
104542	525800	00409	CVFD Generator Project	0	0	50,000	50,000	0	0	0	0
104542	537400		Capital Outlay	39,931	0	0	0	0	0	0	0
104542	560058		Manns Harbor Vol Fire Dept	0	13,050	13,050	13,050	13,050	13,050	13,050	13,050
Org Total				323,253	504,030	579,541	554,044	503,933	558,494	536,110	512,631

Animal Shelter

104550	511100		Telephone	685	650	650	625	650	650	650	650
104550	511300		Utilities (Water)	606	675	675	625	675	675	675	675
104550	511502		Maint & Repair-Building	973	1,500	1,500	750	1,500	1,500	1,500	1,500
104550	511503		Maint & Repair-Vehicles	1,849	3,000	3,000	1,750	3,000	3,000	3,000	3,000
104550	512103		Leases-PC's	812	870	870	870	870	910	910	910
104550	516100		Shop Overhead	12,224	9,209	9,209	9,209	9,447	8,249	8,249	8,249
104550	525400		Insurance & Bonds	1,700	1,688	1,688	1,688	1,731	1,925	1,925	2,171
104550	559003		Allotment-Dare SPCA	351,450	351,450	351,450	351,450	351,450	400,693	351,450	351,450
Org Total				370,300	369,042	369,042	366,967	369,323	417,602	368,359	368,605

General Fund

<u>Org</u>	<u>Object</u>	<u>Project</u>	<u>Description</u>	<u>2015 Actual</u>	<u>2016 Orig Budg</u>	<u>2016 Rev Budg</u>	<u>2016 Projected</u>	<u>2017 Planned</u>	<u>2017 Requested</u>	<u>2017 Managers</u>	<u>2017 Adopted</u>
Planning											
104560	500200		Salaries	434,932	492,531	502,532	482,574	493,406	491,588	491,588	491,588
104560	500202		Salaries-Board Members	7,800	10,000	10,000	8,075	10,000	10,000	10,000	10,000
104560	500300		FICA	32,410	38,444	39,209	36,070	38,511	38,372	38,372	38,372
104560	500400		Retirement	30,808	33,541	34,299	32,791	33,601	35,640	35,640	35,640
104560	500500		Health Insurance	122,816	114,934	114,934	114,934	120,682	130,004	130,004	130,004
104560	500700		Retiree Health Insurance	825	862	862	862	863	860	860	860
104560	500705		Retiree Health Pre-65	51,524	38,586	38,586	38,586	38,586	36,238	31,665	31,665
104560	510700		Contracted Services	5,534	8,500	8,500	6,000	8,500	8,500	8,500	8,500
104560	510900	00762	Professional Services	0	0	27,934	27,934	0	0	0	0
104560	511100		Telephone & Postage	5,559	19,000	19,000	5,500	9,000	14,000	14,000	14,000
104560	511503		Maint & Repair-Vehicles	1,547	2,250	3,750	3,937	2,250	2,250	2,250	2,250
104560	512102		Leases-Copiers	5,960	6,029	6,029	3,500	6,029	6,029	6,029	6,029
104560	512103		Leases-PC's	4,467	5,655	5,655	4,211	5,655	910	910	910
104560	513100		Fuel	5,985	7,250	7,250	4,750	7,250	7,250	7,000	7,000
104560	513300		Supplies	3,760	7,500	7,500	5,000	6,500	6,500	6,500	6,500
104560	513307		Building Code Books	200	250	250	200	250	250	250	250
104560	516100		Shop Overhead	4,693	4,574	4,574	4,574	4,693	5,586	5,586	5,586
104560	525100		Travel	3,517	7,000	5,500	3,750	7,000	7,000	7,000	7,000
104560	525400		Insurance & Bonds	19,546	26,517	26,517	26,517	27,196	26,405	26,405	24,178
104560	525600		Advertising & Promotion	717	1,500	1,500	1,000	1,500	1,500	1,500	1,500
104560	525700		Miscellaneous	156	225	225	198	225	225	225	225
104560	537400		Capital Outlay	0	0	0	0	35,000	35,000	35,000	35,000
104560	560006		Soil and Water Conservation	0	10,000	10,000	10,000	10,000	10,000	10,000	10,000
Org Total				742,756	835,148	874,606	820,963	866,697	874,107	869,284	867,057
Grants & Waterways Commission											
104570	500200		Salaries	54,527	54,709	55,709	55,766	54,500	55,504	55,504	55,504
104570	500202		Salaries-Board Members	1,975	4,125	4,125	2,025	4,125	4,125	4,125	4,125
104570	500300		FICA	4,039	4,501	4,577	4,137	4,485	4,562	4,562	4,562
104570	500400		Retirement	3,850	3,726	3,813	3,781	3,711	4,024	4,024	4,024
104570	500500		Health Insurance	15,999	17,215	17,215	17,215	18,076	20,606	20,606	20,606
104570	500700		Retiree Health Insurance	95	96	96	96	95	97	97	97
104570	510900		Professional Services	855	5,000	4,500	1,250	5,000	5,000	5,000	5,000
104570	511100		Telephone & Postage	27	500	500	100	500	500	500	500

General Fund

<u>Org</u>	<u>Object</u>	<u>Project</u>	<u>Description</u>	<u>2015 Actual</u>	<u>2016 Orig Budg</u>	<u>2016 Rev Budg</u>	<u>2016 Projected</u>	<u>2017 Planned</u>	<u>2017 Requested</u>	<u>2017 Managers</u>	<u>2017 Adopted</u>
104570	511503		Maint & Repair-Vehicles	71	250	750	600	250	250	250	250
104570	512103		Leases-PC's	406	435	435	435	435	455	455	455
104570	513100		Fuel	654	600	600	325	600	600	0	0
104570	513300		Supplies	1,335	1,350	1,350	1,452	1,350	1,350	1,350	1,350
104570	525100		Travel	868	2,500	2,500	750	2,500	2,500	2,500	2,500
104570	525200		Dues & Subscriptions	536	850	850	535	850	850	850	850
104570	525400		Insurance & Bonds	1,737	1,706	1,706	1,706	1,729	1,693	1,693	1,658
104570	525700		Miscellaneous	34	500	500	488	500	500	500	500
104570	559900		Dredging - Local Cost	0	0	28,832	28,832	0	0	0	0
104570	559900	00609	Dredging-Oregon Inlet	300,000	0	0	0	0	0	0	0
Org Total				387,008	98,063	128,058	119,493	98,706	102,616	102,016	101,981

Cooperative Extension Service

104575	510900		Professional Services	1,386	500	942	41	500	500	500	500
104575	510912		Personnel Services	98,470	154,868	154,868	154,500	154,868	161,125	161,125	161,125
104575	511100		Telephone & Postage	3,099	5,000	3,300	3,250	5,000	5,000	5,000	5,000
104575	511300		Utilities	5,022	5,000	5,000	5,100	5,000	5,000	5,000	5,000
104575	511501		Maint & Repair-Equip/Vehicles	107	750	760	644	750	750	750	750
104575	512102		Leases-Copiers	3,681	3,901	1,105	800	3,901	3,901	3,901	3,901
104575	512103		Leases-PC's	1,493	1,727	1,920	1,920	1,727	1,727	1,727	1,727
104575	513100		Fuel	541	1,125	915	300	1,125	1,125	750	750
104575	513300		Supplies	6,279	4,050	9,164	8,000	4,050	4,050	4,050	4,050
104575	513302	00061	Supplies-Food & Provisions	994	1,000	2,247	998	1,000	1,000	1,000	1,000
104575	513323	00061	Materials-Education & Medical	999	1,000	1,430	996	1,000	1,000	1,000	1,000
104575	516100		Shop Overhead	13,730	17,034	17,034	17,034	17,474	3,962	3,962	3,962
104575	525000		Training	100	425	425	150	425	425	425	425
104575	525001		Registration Costs	836	595	138	575	595	595	595	595
104575	525101		4-H Travel	425	850	468	468	850	850	850	850
104575	525104	00061	Travel & Transportation	1,000	1,000	1,000	1,000	1,000	1,000	1,000	1,000
104575	525200		Dues & Subscriptions	401	650	436	425	650	650	650	650
104575	525400		Insurance & Bonds	9,490	8,928	8,928	8,928	9,139	11,112	11,112	11,539
104575	525700		Miscellaneous	425	425	425	400	425	425	425	425
104575	551600	00061	Other Services-Activities	16,460	10,500	14,000	13,500	10,500	10,500	10,500	10,500
Org Total				164,939	219,328	224,505	219,029	219,979	214,697	214,322	214,749

Health

General Fund

<u>Org</u>	<u>Object</u>	<u>Project</u>	<u>Description</u>	<u>2015 Actual</u>	<u>2016 Orig Budg</u>	<u>2016 Rev Budg</u>	<u>2016 Projected</u>	<u>2017 Planned</u>	<u>2017 Requested</u>	<u>2017 Managers</u>	<u>2017 Adopted</u>
104600	500200		Salaries-clearing	0	0	0	150,796	0	19,603	0	0
104600	500200	41100	Salaries-General Health	110,543	109,440	111,924	114,909	109,114	109,114	121,929	121,929
104600	500200	41200	Salaries	207,904	242,338	247,729	194,355	241,636	241,636	201,508	201,508
104600	500200	45100	Salaries-Communicable Disease	168,269	175,928	179,921	198,458	175,408	175,408	209,896	209,896
104600	500200	45140	Salaries-Preparedness & Respo	65,258	64,274	65,733	65,551	64,084	64,084	66,371	66,371
104600	500200	45150	Salaries-CPR	0	0	750	0	0	0	506	506
104600	500200	47510	Salaries-Environmental Health	176,303	182,890	187,041	155,586	182,349	182,349	160,253	160,253
104600	500200	47520	Salaries	186,598	204,725	209,372	227,772	204,119	204,119	243,990	243,990
104600	500200	47530	Salaries	571	1,485	1,519	458	1,480	1,480	1,041	1,041
104600	500200	51010	Salaries-Maternal Health	148,577	163,399	167,108	181,560	162,915	162,915	188,674	188,674
104600	500200	51015	Salaries-CCNC-OB Care Mgmt	39,614	35,309	36,110	43,140	35,204	35,204	47,551	47,551
104600	500200	51020	Salaries	43,196	64,638	55,440	41,767	64,447	64,447	65,490	65,490
104600	500200	51021	Salaries	206	754	771	388	752	752	801	801
104600	500200	51510	Salaries-Family Planning	254,690	264,960	270,974	249,098	264,176	264,176	244,445	244,445
104600	500200	53000	Salaries-Peer Power	88,317	92,692	94,796	80,397	92,418	92,418	83,230	83,230
104600	500200	53180	Salaries	63,282	62,514	63,933	68,859	62,329	62,329	69,574	69,574
104600	500200	53182	Salaries	17,351	17,829	18,234	3,651	17,776	17,776	0	0
104600	500200	53510	Salaries-Child Health	78,998	76,458	78,194	69,144	76,232	76,232	83,011	83,011
104600	500200	53511	Salaries-Access East-HC	26,764	26,561	27,164	31,048	26,482	26,482	32,077	32,077
104600	500200	53513	Salaries-School Health	471,842	490,510	501,644	440,510	489,059	489,059	458,207	458,207
104600	500200	53520	Salaries-Mobile Dental Unit	161,964	159,812	163,440	149,689	159,340	159,340	155,168	155,168
104600	500200	54030	Salaries-WIC Client Services	76,087	86,730	88,699	70,797	86,473	86,473	87,334	87,334
104600	500200	54040	Salaries-WIC Nutrition Educate	25,106	30,410	31,100	24,453	30,320	30,320	32,233	32,233
104600	500200	54050	Salaries-WIC General Admin	19,883	21,752	22,246	16,693	21,688	21,688	19,470	19,470
104600	500200	54090	Salaries-WIC Breastfeeding Pro	16,895	18,399	18,817	13,940	18,345	18,345	23,163	23,163
104600	500200	54131	Salaries-SMST Baby Link	56,643	56,012	57,283	55,576	55,847	55,847	57,830	57,830
104600	500200	54520	Salaries-Breast/Cervical Cance	42,265	46,007	47,051	38,395	45,871	45,871	39,060	39,060
104600	500200	55030	Salaries-Healthy Communities	73,908	64,052	65,506	65,706	63,863	63,863	77,945	77,945
104600	500200	55150	Salaries-Health Carolinians	16,171	20,480	20,945	15,500	20,419	20,419	0	0
104600	500200	55520	Salaries-Diabetes	26,630	22,675	23,190	30,273	22,608	22,608	26,729	26,729
104600	500200	55710	Salaries-Home Health	727,115	767,888	784,764	747,374	765,689	765,689	744,104	744,104
104600	500200	55711	Salaries-Hospice	267,399	314,206	321,153	254,821	313,301	313,301	330,347	330,347
104600	500200	55713	Salaries-Hospice	43,247	39,757	40,659	36,914	39,640	39,640	38,260	38,260
104600	500200	56001	Salaries	70,007	68,867	70,432	84,426	68,663	68,663	91,453	91,453

General Fund

<u>Org</u>	<u>Object</u>	<u>Project</u>	<u>Description</u>	<u>2015 Actual</u>	<u>2016 Orig Budg</u>	<u>2016 Rev Budg</u>	<u>2016 Projected</u>	<u>2017 Planned</u>	<u>2017 Requested</u>	<u>2017 Managers</u>	<u>2017 Adopted</u>
104600	500300		FICA-clearing	0	0	0	0	0	1,498	0	0
104600	500300	41100	FICA-General Health	10,016	8,453	8,643	8,392	8,426	8,426	8,902	8,902
104600	500300	41200	FICA	15,228	18,340	18,752	14,173	18,287	18,287	16,137	16,137
104600	500300	45100	FICA-Communicable Disease	12,322	13,586	13,891	14,475	13,546	13,546	15,631	15,631
104600	500300	45140	FICA-Preparedness & Respo	4,780	4,963	5,075	4,780	4,949	4,949	5,262	5,262
104600	500300	45150	FICA-CPR	0	0	57	0	0	0	31	31
104600	500300	47510	FICA-Environmental Health	12,901	14,123	14,441	11,345	14,082	14,082	12,615	12,615
104600	500300	47520	FICA	13,666	15,809	16,164	16,614	15,763	15,763	18,317	18,317
104600	500300	47530	FICA	42	115	118	34	114	114	48	48
104600	500300	51010	FICA-Maternal Health	10,875	12,618	12,902	13,238	12,581	12,581	14,612	14,612
104600	500300	51015	FICA-CCNC-OB Care Mgmt	2,903	2,727	2,788	3,145	2,719	2,719	3,587	3,587
104600	500300	51020	FICA	3,156	4,992	5,104	3,050	4,977	4,977	2,976	2,976
104600	500300	51021	FICA	15	58	59	29	58	58	26	26
104600	500300	51510	FICA-Family Planning	18,656	20,461	20,921	18,259	20,401	20,401	19,807	19,807
104600	500300	53000	FICA-Peer Power	6,461	7,158	7,319	5,864	7,137	7,137	6,473	6,473
104600	500300	53180	FICA	4,635	4,827	4,936	5,021	4,813	4,813	5,602	5,602
104600	500300	53182	FICA	1,268	1,377	1,408	264	1,373	1,373	0	0
104600	500300	53510	FICA-Child Health	5,794	5,904	6,037	5,040	5,887	5,887	5,995	5,995
104600	500300	53511	FICA-Access East-HC	1,959	2,051	2,097	2,264	2,045	2,045	2,522	2,522
104600	500300	53513	FICA-School Health	34,547	37,879	38,731	32,131	37,768	37,768	36,007	36,007
104600	500300	53520	FICA-Mobile Dental Unit	11,857	12,341	12,619	10,920	12,305	12,305	12,223	12,223
104600	500300	54030	FICA-WIC-Client Services	5,567	6,698	6,849	5,162	6,678	6,678	5,788	5,788
104600	500300	54040	FICA-WIC-Nutrition Education	1,837	2,348	2,401	1,793	2,341	2,341	1,955	1,955
104600	500300	54050	FICA-WIC-General Admin	1,455	1,680	1,718	1,217	1,675	1,675	1,398	1,398
104600	500300	54090	FICA-WIC-Breastfeeding Promo	1,241	1,421	1,453	1,016	1,417	1,417	1,223	1,223
104600	500300	54131	FICA-SMST Baby Link	4,147	4,325	4,422	4,052	4,313	4,313	4,526	4,526
104600	500300	54520	FICA-Breast/Cervical Cance	3,095	3,553	3,633	2,799	3,542	3,542	3,224	3,224
104600	500300	55030	FICA-Healthy Communities	5,411	4,946	5,057	4,791	4,932	4,932	6,646	6,646
104600	500300	55150	FICA-Healthy Carolinians	1,182	1,581	1,617	1,132	1,577	1,577	0	0
104600	500300	55520	FICA-Diabetes	1,951	1,751	1,790	2,209	1,746	1,746	2,498	2,498
104600	500300	55710	FICA-Home Health	53,251	57,413	58,704	54,494	57,245	57,245	61,084	61,084
104600	500300	55711	FICA-Hospice	19,571	23,636	24,167	18,584	23,566	23,566	21,120	21,120
104600	500300	55713	FICA-Hospice	3,166	3,070	3,139	2,691	3,061	3,061	3,046	3,046
104600	500300	56001	FICA	5,127	5,318	5,437	6,155	5,303	5,303	6,844	6,844

General Fund

<u>Org</u>	<u>Object</u>	<u>Project</u>	<u>Description</u>	<u>2015 Actual</u>	<u>2016 Orig Budg</u>	<u>2016 Rev Budg</u>	<u>2016 Projected</u>	<u>2017 Planned</u>	<u>2017 Requested</u>	<u>2017 Managers</u>	<u>2017 Adopted</u>
104600	500400		Retirement-clearing	0	0	0	0	0	16,596	0	0
104600	500400	41100	Retirement-General Health	8,988	7,402	7,578	7,642	7,377	7,377	8,240	8,240
104600	500400	41200	Retirement	14,348	16,061	16,444	12,919	16,014	16,014	14,937	14,937
104600	500400	41808	Retirement-Intrepreter	1,095	0	0	0	0	0	0	0
104600	500400	45100	Retirement-Communicable Diseas	11,612	11,897	12,180	13,194	11,862	11,862	14,469	14,469
104600	500400	45140	Retirement-Preparedness & Resp	4,502	4,347	4,451	4,358	4,334	4,334	4,871	4,871
104600	500400	45150	Retirement-CPR	0	0	51	0	0	0	28	28
104600	500400	47510	Retirement-Environmental Hlth	12,188	12,368	12,663	10,342	12,332	12,332	11,677	11,677
104600	500400	47520	Retirement	12,889	13,845	14,175	15,141	13,804	13,804	16,955	16,955
104600	500400	47530	Retirement	40	100	102	31	100	100	44	44
104600	500400	51010	Retirement-Maternal Health	10,251	11,050	11,313	12,067	11,018	11,018	13,526	13,526
104600	500400	51015	Retirement-CCNC-OB Care Mgmt	2,733	2,388	2,445	2,868	2,381	2,381	3,321	3,321
104600	500400	51020	Retirement	2,993	4,371	4,475	2,777	4,358	4,358	2,755	2,755
104600	500400	51021	Retirement	14	51	52	26	51	51	24	24
104600	500400	51510	Retirement-Family Planning	17,577	17,918	18,345	16,560	17,866	17,866	18,334	18,334
104600	500400	53000	Retirement-Peer Power	6,106	6,268	6,417	5,345	6,250	6,250	5,992	5,992
104600	500400	53180	Retirement	4,372	4,228	4,329	4,578	4,215	4,215	5,186	5,186
104600	500400	53182	Retirement	1,206	1,206	1,235	243	1,202	1,202	0	0
104600	500400	53510	Retirement-Child Health	5,418	5,171	5,294	4,595	5,155	5,155	5,549	5,549
104600	500400	53511	Retirement-Access East-HC	1,850	1,796	1,839	2,064	1,791	1,791	2,334	2,334
104600	500400	53513	Retirement-School Health	32,635	33,172	33,962	29,278	33,074	33,074	33,329	33,329
104600	500400	53520	Retirement-Mobile Dental Unit	11,201	10,808	11,065	9,950	10,776	10,776	11,314	11,314
104600	500400	54030	Retirement-WIC-Client Services	5,254	5,865	6,005	4,706	5,848	5,848	5,357	5,357
104600	500400	54040	Retirement-WIC-Nutrition Educ	1,733	2,057	2,106	1,626	2,050	2,050	1,810	1,810
104600	500400	54050	Retirement-WIC-General Admin	1,374	1,471	1,506	1,110	1,467	1,467	1,294	1,294
104600	500400	54090	Retirement-WIC-Breastfeeding	1,171	1,244	1,274	926	1,241	1,241	1,132	1,132
104600	500400	54131	Retirement-SMST Baby Link	3,914	3,788	3,878	3,695	3,777	3,777	4,189	4,189
104600	500400	54520	Retirement-Breast/Cervical Can	2,912	3,111	3,185	2,552	3,102	3,102	2,985	2,985
104600	500400	55030	Retirement-Healthy Communities	5,110	4,332	4,435	4,366	4,319	4,319	6,152	6,152
104600	500400	55150	Retirement-Health Carolinians	1,121	1,385	1,418	1,031	1,381	1,381	0	0
104600	500400	55520	Retirement-Diabetes	1,838	1,533	1,570	2,013	1,529	1,529	2,313	2,313
104600	500400	55710	Retirement-Home Health	50,236	50,279	51,477	49,682	50,131	50,131	56,543	56,543
104600	500400	55711	Retirement-Hospice	18,495	20,698	21,191	16,939	20,637	20,637	19,549	19,549
104600	500400	55713	Retirement-Hospice	2,988	2,689	2,753	2,456	2,681	2,681	2,819	2,819

General Fund

<u>Org</u>	<u>Object</u>	<u>Project</u>	<u>Description</u>	<u>2015 Actual</u>	<u>2016 Orig Budg</u>	<u>2016 Rev Budg</u>	<u>2016 Projected</u>	<u>2017 Planned</u>	<u>2017 Requested</u>	<u>2017 Managers</u>	<u>2017 Adopted</u>
104600	500400	55781	Retirement-ARHS-PICH	717	0	0	0	0	0	0	0
104600	500400	56001	Retirement	4,835	4,657	4,768	5,613	4,644	4,644	6,335	6,335
104600	500500		Health Insurance-clearing	0	0	0	0	0	123,782	0	0
104600	500500	41100	Health Ins-General Health	23,245	25,381	25,381	23,451	26,608	26,608	31,572	31,572
104600	500500	41200	Health Insurance	50,440	55,075	55,075	55,075	57,745	57,745	57,231	57,231
104600	500500	41808	Health Insurance-Intrepreter	8,237	0	0	0	0	0	0	0
104600	500500	45100	Health Ins-Communicable Diseas	37,140	40,797	40,797	42,120	42,775	42,775	55,438	55,438
104600	500500	45140	Health Ins-Preparedness & Resp	15,673	14,905	14,905	14,905	15,628	15,628	18,662	18,662
104600	500500	45150	Health Insurance-CPR	0	0	122	122	0	0	109	109
104600	500500	47510	Health Ins-Environmental Hlth	58,739	42,412	42,412	42,412	44,468	44,468	44,743	44,743
104600	500500	47520	Health Insurance	40,225	47,475	47,475	48,393	49,777	49,777	64,966	64,966
104600	500500	47530	Health Insurance	158	344	344	344	361	361	170	170
104600	500500	51010	Health Ins-Maternal Health	34,948	37,892	37,892	38,816	39,729	39,729	51,825	51,825
104600	500500	51015	Health Ins-CCNC-OB Care Mgmt	8,981	8,188	8,188	9,489	8,585	8,585	12,723	12,723
104600	500500	51020	Health Insurance	15,063	14,989	14,989	14,989	15,716	15,716	10,555	10,555
104600	500500	51021	Health Insurance	49	175	175	175	183	183	93	93
104600	500500	51510	Health Ins-Family Planning	65,512	61,444	61,444	61,444	64,422	64,422	70,250	70,250
104600	500500	53000	Health Insurance-Peer Power	20,834	21,495	21,495	21,495	22,537	22,537	22,957	22,957
104600	500500	53180	Health Insurance	14,597	14,497	14,497	14,530	15,200	15,200	19,870	19,870
104600	500500	53182	Health Insurance	5,608	4,134	4,134	4,134	4,335	4,335	0	0
104600	500500	53510	Health Ins-Child Health	16,477	17,730	17,730	17,730	18,590	18,590	21,263	21,263
104600	500500	53511	Health Ins-Access East-HC	5,811	6,159	6,159	6,623	6,458	6,458	8,943	8,943
104600	500500	53513	Health Insurance-School Health	112,248	113,748	113,748	113,748	119,263	119,263	127,705	127,705
104600	500500	53520	Health Ins-Mobile Dental Unit	38,134	37,060	37,060	37,060	38,857	38,857	43,352	43,352
104600	500500	54030	Health Ins-WIC/Client Services	16,794	20,112	20,112	20,112	21,087	21,087	20,528	20,528
104600	500500	54040	Health Ins-WIC/Nutrition Educ	5,580	7,052	7,052	7,052	7,394	7,394	6,934	6,934
104600	500500	54050	Health Ins-WIC/Administraation	4,419	5,044	5,044	5,044	5,289	5,289	4,958	4,958
104600	500500	54090	Health Ins-WIC/Breastfeeding	3,384	4,267	4,267	4,267	4,474	4,474	4,337	4,337
104600	500500	54131	Health Ins-SMST Baby Link	12,819	12,989	12,989	12,989	13,619	13,619	16,051	16,051
104600	500500	54520	Health Ins-Breast/Cervical Can	14,711	10,669	10,669	10,669	11,186	11,186	11,436	11,436
104600	500500	55030	Health Ins-Healthy Communities	23,421	14,854	14,854	15,017	15,574	15,574	23,572	23,572
104600	500500	55150	Health Ins-Healthy Carolinians	4,933	4,749	4,749	4,749	4,979	4,979	0	0
104600	500500	55520	Health Ins-Diabetes	6,230	5,258	5,258	6,405	5,513	5,513	8,861	8,861
104600	500500	55710	Health Ins-Home Health	164,100	172,410	172,410	172,410	180,769	180,769	216,648	216,648

General Fund

<u>Org</u>	<u>Object</u>	<u>Project</u>	<u>Description</u>	<u>2015 Actual</u>	<u>2016 Orig Budg</u>	<u>2016 Rev Budg</u>	<u>2016 Projected</u>	<u>2017 Planned</u>	<u>2017 Requested</u>	<u>2017 Managers</u>	<u>2017 Adopted</u>
104600	500500	55711	Health Ins-Hospice	86,764	70,977	70,977	70,977	74,417	74,417	74,905	74,905
104600	500500	55713	Health Insurance-Hospice	11,039	9,220	9,220	9,220	9,667	9,667	10,802	10,802
104600	500500	56001	Health Insurance	20,717	15,970	15,970	18,497	16,744	16,744	24,272	24,272
104600	500700		Retiree Health Insurance	0	0	0	0	0	53	0	0
104600	500700	41100	Retiree Health Insurance	167	189	189	189	187	187	199	199
104600	500700	41200	Retiree Health Insurance	359	409	409	409	408	408	361	361
104600	500700	45100	Retiree Health Insurance	264	303	303	303	302	302	350	350
104600	500700	45140	Retiree Health Insurance	112	111	111	111	110	110	118	118
104600	500700	45150	Retiree Health Insurance	0	0	0	0	0	0	1	1
104600	500700	47510	Retiree Health Insurance	418	315	315	315	314	314	282	282
104600	500700	47520	Retiree Health Insurance	230	353	353	353	352	352	410	410
104600	500700	47530	Retiree Health Insurance	1	3	3	3	3	3	1	1
104600	500700	51010	Retiree Health Insurance	249	281	281	281	281	281	327	327
104600	500700	51015	Retr Hlth Ins-CCNC-OB Care Mgt	64	61	61	61	61	61	80	80
104600	500700	51020	Retiree Health Insurance	107	111	111	111	111	111	67	67
104600	500700	51021	Retiree Health Insurance	0	1	1	1	1	1	1	1
104600	500700	51510	Retr Hlth Ins-Family Planning	466	456	456	456	455	455	443	443
104600	500700	53000	Retiree Health Insurance	148	160	160	160	159	159	145	145
104600	500700	53180	Retiree Health Insurance	104	108	108	108	107	107	125	125
104600	500700	53182	Retiree Health Insurance	40	31	31	31	31	31	0	0
104600	500700	53510	Retiree Health Insurance	115	132	132	132	131	131	134	134
104600	500700	53511	Retr Hlth Ins-Access East-HC	40	46	46	46	46	46	56	56
104600	500700	53513	Retiree Health Insurance	799	845	845	845	842	842	805	805
104600	500700	53520	Retiree Health Insurance	271	275	275	275	274	274	273	273
104600	500700	54030	Retiree Health Insurance	130	149	149	149	149	149	129	129
104600	500700	54040	Retiree Health Insurance	26	52	52	52	52	52	44	44
104600	500700	54050	Retiree Health Insurance	22	37	37	37	37	37	31	31
104600	500700	54090	Retiree Health Insurance	15	32	32	32	32	32	27	27
104600	500700	54131	Retiree Health Insurance	91	96	96	96	96	96	101	101
104600	500700	54520	Retiree Health Insurance	105	79	79	79	79	79	72	72
104600	500700	55030	Retr Hlth Ins-Healthy Communit	167	110	110	110	110	110	149	149
104600	500700	55150	Retiree Health Insurance	35	35	35	35	35	35	0	0
104600	500700	55520	Retiree Health Insurance	44	39	39	39	39	39	56	56
104600	500700	55710	Retiree Health Insurance	1,167	1,280	1,280	1,280	1,277	1,277	1,366	1,366

General Fund

<u>Org</u>	<u>Object</u>	<u>Project</u>	<u>Description</u>	<u>2015 Actual</u>	<u>2016 Orig Budg</u>	<u>2016 Rev Budg</u>	<u>2016 Projected</u>	<u>2017 Planned</u>	<u>2017 Requested</u>	<u>2017 Managers</u>	<u>2017 Adopted</u>
104600	500700	55711	Retiree Health Insurance	617	527	527	527	526	526	472	472
104600	500700	55713	Retiree Health Insurance	79	68	68	68	68	68	68	68
104600	500700	56001	Retiree Health Insurance	147	119	119	119	118	118	153	153
104600	500705		Retiree Health Pre-65	100,204	110,184	110,184	110,184	110,184	160,955	140,643	140,643
104600	510700	41100	Contracted Serv-General Health	4,909	7,000	7,000	5,000	7,000	7,000	7,000	7,000
104600	510700	41200	Contracted Services-Adult Hlth	19,039	15,900	19,500	14,500	15,900	19,500	19,500	19,500
104600	510700	45100	Contracted Services	510	2,000	1,000	750	2,000	2,000	2,000	2,000
104600	510700	51010	Contracted Srv-Maternal Health	25,014	12,000	12,000	10,500	12,000	12,000	12,000	12,000
104600	510700	51021	Contracted Svc-Mammograms/Ultr	27,800	27,800	29,000	28,000	27,800	27,800	27,800	27,800
104600	510700	51510	Contr Serv-Family Planning	11,965	12,000	12,000	10,000	12,000	12,000	12,000	12,000
104600	510700	53510	Contracted Services	0	2,750	2,750	0	2,750	2,750	2,750	2,750
104600	510700	54520	Contracted Services	37,253	39,015	39,015	35,000	39,015	39,015	39,015	39,015
104600	510700	55710	Contracted Services	65,373	50,000	64,400	62,000	50,000	38,603	38,603	38,603
104600	510700	55711	Contracted Services	8,000	13,000	13,000	12,500	13,000	18,400	18,400	18,400
104600	510700	56001	Contracted Svc-Sub Abuse	340,000	397,240	397,240	340,000	397,240	397,240	340,000	340,000
104600	510800	41200	Technical Support	124,925	36,315	39,345	39,345	36,315	43,815	43,815	43,815
104600	510800	47520	Technical Support	9,072	9,300	9,300	9,282	9,300	9,810	9,810	9,810
104600	510800	55710	Technical Support	28,818	18,000	24,106	23,798	18,000	27,000	27,000	27,000
104600	510800	55711	Technical Support	11,703	17,000	10,894	10,893	17,000	9,000	9,000	9,000
104600	510900	41100	Professional Serv-General Hlth	6,900	12,000	6,000	5,000	12,000	12,000	12,000	12,000
104600	511100	41100	Telephone & Postage-Gen Health	12,047	15,000	15,000	12,500	15,000	15,000	15,000	15,000
104600	511100	41200	Tele & Postage-Adult Hlth	3,011	3,556	3,556	2,750	3,556	3,556	3,556	3,556
104600	511100	45100	Tele & Postage-Comm Disease	103	456	456	200	456	456	456	456
104600	511100	45140	Telephone & Postage	644	1,040	1,040	750	1,040	700	700	700
104600	511100	47510	Telephone & Postage	3,732	4,252	4,252	4,200	4,252	4,252	4,252	4,252
104600	511100	47520	Telephone & Postage-Env Hlth	438	440	440	435	440	440	440	440
104600	511100	51015	Tel & Postage-CCNC-OB Care Mgt	324	500	500	425	500	500	500	500
104600	511100	51020	Telephone & Postage-CCPEC	458	525	525	125	525	525	525	525
104600	511100	53180	Telephone & Postage	572	600	600	675	600	600	600	600
104600	511100	53520	Telephone & Postage-Mbl Dental	1,062	1,100	1,100	1,150	1,100	1,100	1,100	1,100
104600	511100	54090	Telephone & Postage	438	500	500	450	500	500	500	500
104600	511100	54131	Telephone & Postage-SMST Baby	597	600	600	475	600	600	600	600
104600	511100	55520	Telephone & Postage-Diabetes	291	400	400	350	400	300	300	300
104600	511100	55710	Telephone & Postage	8,665	8,000	8,000	8,300	8,000	8,000	8,000	8,000

General Fund

<u>Org</u>	<u>Object</u>	<u>Project</u>	<u>Description</u>	<u>2015 Actual</u>	<u>2016 Orig Budg</u>	<u>2016 Rev Budg</u>	<u>2016 Projected</u>	<u>2017 Planned</u>	<u>2017 Requested</u>	<u>2017 Managers</u>	<u>2017 Adopted</u>
104600	511100	55711	Telephone & Postage	3,001	5,525	4,525	3,250	5,525	3,500	3,500	3,500
104600	511100	55713	Telephone & Postage	546	1,000	1,000	800	1,000	845	845	845
104600	511100	56001	Tele & Postage-Sub Abuse	607	625	625	750	625	625	625	625
104600	511300	41100	Utilities-General Health	56,367	59,108	59,108	57,500	59,108	59,108	59,108	59,108
104600	511501	41100	M & Repair-Equip-Gen Health	1,433	3,000	3,000	1,554	3,000	3,000	3,000	3,000
104600	511501	53520	Mnt & Repr-Equip-Mble Dental U	3,911	6,500	9,575	8,982	4,000	4,000	4,000	4,000
104600	511502	41100	M & Repair-Building-Gen Health	3,483	5,000	5,000	3,917	5,000	5,000	5,000	5,000
104600	511503	41100	Maint & Repair-Vehicles	783	1,000	1,000	900	1,000	1,000	1,000	1,000
104600	511503	41200	Maint & Repair-Veh-Adult Hlth	358	500	550	522	500	600	600	600
104600	511503	47510	Maint & Repair-Vehicles	1,175	1,900	6,150	5,500	1,900	1,900	1,900	1,900
104600	511503	47520	Maint & Repair-Vehicles	364	1,100	700	621	1,100	600	600	600
104600	511503	51015	M&R-Vehicle-CCNC-OB Care Mgmt	91	150	150	1	150	150	150	150
104600	511503	53000	M&R-Vehicles-HWTF Peer Power	89	200	200	193	200	200	200	200
104600	511503	53180	Maint & Repair-Vehicles	376	500	500	300	500	500	500	500
104600	511503	53513	Maint & Repair-Vehicles	0	750	750	175	750	750	750	750
104600	511503	53520	M&R-Vehicles-Dental	2,464	42,691	43,116	43,116	4,000	4,000	4,000	4,000
104600	511503	55710	Maint & Repair-Veh-Home Health	2,351	8,500	8,500	2,750	8,500	3,000	3,000	3,000
104600	511503	55711	M & Repair-Vehicles-Hospice	1,716	2,500	2,500	1,500	2,500	1,800	1,800	1,800
104600	511503	56001	M&R-Vehicles-Sub Abuse	881	1,000	1,000	619	1,000	1,000	1,000	1,000
104600	511901	47510	Credit Crd Processing-Env.Hlth	649	1,250	1,250	725	1,250	649	649	649
104600	512102	41100	Leases-Copiers-General Health	7,983	9,000	9,000	6,500	9,000	3,000	3,000	3,000
104600	512102	41200	Leases-Copiers	7,882	5,600	5,600	7,250	5,600	8,250	8,250	8,250
104600	512102	47510	Leases-Copiers	1,793	1,561	1,561	1,400	1,561	1,561	1,561	1,561
104600	512102	55030	Leases-Copiers	0	0	0	0	0	6,000	6,000	6,000
104600	512102	55710	Leases-Copiers-Home Health	2,366	2,500	2,500	2,100	2,500	2,500	2,500	2,500
104600	512102	55711	Leases-Copiers-Hospice	4,868	3,600	3,600	5,250	3,600	3,600	3,600	3,600
104600	512103	41100	Leases-PC's-General Health	3,654	3,480	3,480	3,717	3,480	3,640	3,640	3,640
104600	512103	41200	Leases-PC's	4,060	4,785	4,785	1,859	4,785	1,820	1,820	1,820
104600	512103	45100	Leases-PC's	406	435	435	0	435	0	0	0
104600	512103	45140	Leases-PC's-Preparedness & Res	406	435	435	0	435	455	455	455
104600	512103	47510	Leases-PC's-Environmental Hlth	3,654	3,915	3,915	2,787	3,915	910	910	910
104600	512103	47520	Leases-PC's	1,218	1,305	1,305	929	1,305	0	0	0
104600	512103	51010	Leases-PC's-Maternal Health	812	870	870	0	870	455	455	455
104600	512103	51015	Leases-PC's-CCNC-OB Care Mgmt	406	435	435	465	435	455	455	455

General Fund

<u>Org</u>	<u>Object</u>	<u>Project</u>	<u>Description</u>	<u>2015 Actual</u>	<u>2016 Orig Budg</u>	<u>2016 Rev Budg</u>	<u>2016 Projected</u>	<u>2017 Planned</u>	<u>2017 Requested</u>	<u>2017 Managers</u>	<u>2017 Adopted</u>
104600	512103	51510	Leases-PC's-Family Planning	3,654	4,785	4,785	2,323	4,785	1,820	1,820	1,820
104600	512103	53000	Leases-PC's-HWTF Peer Power	406	870	870	1,394	870	455	455	455
104600	512103	53180	Leases-PC's	406	435	435	465	435	455	455	455
104600	512103	53182	Leases-PC's-CAP/C	406	435	435	0	435	0	0	0
104600	512103	53510	Leases-PC's	406	435	435	929	435	0	0	0
104600	512103	53511	Leases-PC's-Access East-HC	406	435	435	465	435	0	0	0
104600	512103	53513	Leases-PC's	406	870	870	0	870	0	0	0
104600	512103	53520	Leases-PC's	406	435	435	465	435	455	455	455
104600	512103	54131	Leases-PC's-SMST Baby Link	406	435	0	0	435	0	0	0
104600	512103	54520	Leases-PC's	406	435	435	0	435	0	0	0
104600	512103	55030	Leases-PC's-Healthy Communitie	2,030	2,175	2,175	2,323	2,175	1,365	1,365	1,365
104600	512103	55520	Leases-PC's-Diabetes	406	435	435	465	435	455	455	455
104600	512103	55710	Leases-PC's-Home Health	4,467	5,655	5,655	1,858	5,655	5,460	5,460	5,460
104600	512103	55711	Leases-PC's-Hospice	2,683	2,610	2,610	1,394	2,610	1,365	1,365	1,365
104600	512103	55713	Leases-PC's	406	435	435	0	435	0	0	0
104600	512103	56001	Leases-PC's-Sub Abuse	812	870	870	465	870	455	455	455
104600	513100	41100	Fuel	962	1,500	1,500	825	1,500	1,500	1,250	1,250
104600	513100	41200	Fuel-Adult Hlth	699	850	850	375	850	850	750	750
104600	513100	47510	Fuel-Environmental Health	6,862	8,500	6,250	4,750	8,500	7,200	7,000	7,000
104600	513100	47520	Fuel	1,232	1,500	1,300	1,300	1,500	1,200	1,200	1,200
104600	513100	47530	Fuel-Well Program	47	60	60	0	60	60	60	60
104600	513100	51015	Fuel-CCNC-OB Care Mgmt	143	400	400	200	400	400	350	350
104600	513100	53000	Fuel-HWTF Peer Power	671	900	900	500	900	900	850	850
104600	513100	53180	Fuel	291	700	400	175	700	700	500	500
104600	513100	53513	Fuel	355	500	500	125	500	500	450	450
104600	513100	53520	Fuel-Mobile Dental Unit	1,096	1,500	1,500	850	1,500	1,500	1,400	1,400
104600	513100	55710	Fuel-Home Health	6,421	8,900	8,900	4,000	8,900	5,000	5,000	5,000
104600	513100	55711	Fuel-Hospice	3,600	6,000	6,000	3,250	6,000	3,600	3,600	3,600
104600	513100	56001	Fuel-Sub Abuse	604	1,250	1,250	825	1,250	1,250	1,200	1,200
104600	513300	45140	Supplies-Ebola	0	0	2,680	2,717	0	0	0	0
104600	513300	51010	Supplies-Maternal Health	759	1,000	1,000	750	1,000	1,000	1,000	1,000
104600	513300	56001	Supplies-Sub Abuse	414	4,383	4,383	3,963	4,383	4,125	4,125	4,125
104600	513303	41200	Supplies-Medical-Adult Hlth	27,351	39,400	36,270	34,500	39,400	33,935	33,935	33,935
104600	513303	45100	Supplies-Med-Com Disease	4,120	3,500	5,000	4,900	3,500	3,500	3,500	3,500

General Fund

<u>Org</u>	<u>Object</u>	<u>Project</u>	<u>Description</u>	<u>2015 Actual</u>	<u>2016 Orig Budg</u>	<u>2016 Rev Budg</u>	<u>2016 Projected</u>	<u>2017 Planned</u>	<u>2017 Requested</u>	<u>2017 Managers</u>	<u>2017 Adopted</u>
104600	513303	51510	Supplies-Med-Family Planning	29,281	43,000	43,000	32,500	43,000	39,500	39,500	39,500
104600	513303	53510	Supplies-Medical-Child Hlth	11,674	12,000	12,000	10,000	12,000	12,000	12,000	12,000
104600	513303	53520	Supplies-Medical-Mble Dental U	10,183	15,000	15,000	13,000	15,000	15,000	15,000	15,000
104600	513303	55710	Supplies-Medical-Home Health	41,980	50,510	50,510	43,500	50,510	42,000	42,000	42,000
104600	513303	55711	Supplies-Medical-Hospice	89,948	110,000	104,000	90,000	110,000	90,000	90,000	90,000
104600	513303	55713	Supplies-Medical-Hospice Donat	0	1,000	1,000	0	1,000	0	0	0
104600	513322	45140	Supplies & Services	0	0	10,000	9,836	0	0	0	0
104600	513323	45100	Materials/Resources	1,000	0	2,000	2,000	0	0	0	0
104600	513323	45140	Materials-Ebola	0	0	1,230	250	0	0	0	0
104600	513323	45150	Materials/Resources-CPR	0	0	860	402	0	500	500	500
104600	513323	55030	Materials/Resources-Healthy Co	3,081	1,803	2,013	1,500	1,803	0	0	0
104600	513323	55781	Materials/Resources-ARHS-PICH	0	0	730	730	0	0	0	0
104600	513325	45140	Equipment-Ebola	0	0	3,140	3,140	0	0	0	0
104600	513400	41100	Operating-General Health	20,536	30,000	32,500	24,000	30,000	28,000	28,000	28,000
104600	513400	41200	Operating-Adult Hlth	9,605	12,045	12,045	12,000	12,045	12,045	12,045	12,045
104600	513400	45100	Operating-Communicable Disease	3,868	4,300	3,800	3,750	4,300	4,300	4,300	4,300
104600	513400	45140	Operating-Preparedness & Respo	495	4,000	4,000	2,500	4,000	2,000	2,000	2,000
104600	513400	45150	Operating Expenses-CPR	0	0	500	100	0	200	200	200
104600	513400	47510	Operating-Environmental Hlth	2,863	4,104	4,104	3,750	4,104	7,695	7,695	7,695
104600	513400	47520	Operating-Env Hlth Food & Lodg	9,337	7,250	7,250	7,469	7,250	7,250	7,250	7,250
104600	513400	47530	Operating-Well Program	370	875	875	400	875	475	475	475
104600	513400	51010	Operating-Maternal Health	6,178	9,177	24,177	22,500	9,177	8,500	8,500	8,500
104600	513400	51015	Operating-CCNC-OB Care Mgmt	319	850	850	500	850	850	850	850
104600	513400	51020	Operating-CCPEC	322	1,000	1,000	225	1,000	1,000	1,000	1,000
104600	513400	51510	Operating-Family Planning	7,276	8,000	8,000	6,000	8,000	8,000	8,000	8,000
104600	513400	53000	Operating-HWTF Peer Power	2,715	3,425	3,425	3,400	3,425	3,000	3,000	3,000
104600	513400	53180	Operating-Care Coordtn for Chi	1,387	1,000	1,000	977	1,000	1,000	1,000	1,000
104600	513400	53182	Operating-CAP/C	353	250	250	34	250	0	0	0
104600	513400	53510	Operating-Child Health	8,425	7,642	7,642	7,250	7,642	7,642	7,642	7,642
104600	513400	53511	Operating-Access East-HC	7	555	39	39	555	555	555	555
104600	513400	53513	Operating-School Health	1,505	2,000	2,600	1,600	2,000	2,000	2,000	2,000
104600	513400	53520	Operating-Mobile Dental Unit	6,493	7,400	13,886	13,250	7,400	7,400	7,400	7,400
104600	513400	54030	Operating-WIC Client Services	2,297	3,000	3,000	2,505	3,000	2,200	2,200	2,200
104600	513400	54040	Operating- WIC Nutrition Educ	398	1,500	1,500	350	1,500	500	500	500

General Fund

<u>Org</u>	<u>Object</u>	<u>Project</u>	<u>Description</u>	<u>2015 Actual</u>	<u>2016 Orig Budg</u>	<u>2016 Rev Budg</u>	<u>2016 Projected</u>	<u>2017 Planned</u>	<u>2017 Requested</u>	<u>2017 Managers</u>	<u>2017 Adopted</u>
104600	513400	54050	Operating-WIC General Admin	178	500	500	424	500	250	250	250
104600	513400	54090	Operating-WIC Breastfeeding	304	750	750	500	750	550	550	550
104600	513400	54131	Operating-Smart Start Baby Lnk	3,026	5,000	5,435	3,250	5,000	3,000	3,000	3,000
104600	513400	54520	Operating-Breast/Cervical Canc	219	948	948	225	948	515	515	515
104600	513400	55030	Operating-Healthy Communities	7,858	2,291	3,291	3,000	2,291	2,291	2,291	2,291
104600	513400	55150	Operating-Healthy Carolinians	1,379	1,000	2,584	2,568	1,000	0	0	0
104600	513400	55520	Operating-Diabetes	2,802	2,407	2,007	1,500	2,407	1,500	1,500	1,500
104600	513400	55710	Operating-Home Health	12,674	22,924	15,924	15,000	22,924	15,424	15,424	15,424
104600	513400	55711	Operating-Hospice	7,955	10,000	6,000	5,750	10,000	8,000	8,000	8,000
104600	513400	55713	Operating-Hospice Donations	4,710	7,500	7,500	2,500	7,500	3,500	3,500	3,500
104600	513400	55781	Operating Expenses-ARHS-PICH	0	0	280	280	0	0	0	0
104600	513400	56001	Operating Exp-Sub Abuse	2,423	4,000	5,000	4,950	4,000	5,000	5,000	5,000
104600	513500	45140	Software-Ebola	0	0	9,500	8,395	0	0	0	0
104600	516100	47510	Shop Overhead-Env Hlth	6,836	6,019	6,019	6,019	6,174	9,094	9,094	9,094
104600	516100	55710	Shop Overhead	27,808	37,017	37,017	37,017	37,973	45,144	45,144	45,144
104600	525000	41100	Training	0	0	0	0	0	5,000	5,000	5,000
104600	525000	55030	Training-Healthy Communities	2,578	5,000	6,000	4,250	5,000	0	0	0
104600	525000	55713	Training-Hospice Donations	0	2,000	2,000	540	2,000	0	0	0
104600	525100	41100	Travel-General Health	4,426	7,000	7,000	4,750	7,000	7,000	7,000	7,000
104600	525100	41200	Travel	143	366	316	150	366	366	366	366
104600	525100	45100	Travel-Communicable Disease	499	1,496	1,496	750	1,496	1,496	1,496	1,496
104600	525100	45140	Travel	1,502	2,500	2,500	1,000	2,500	2,000	2,000	2,000
104600	525100	47510	Travel-Environmental Health	300	2,500	1,100	500	2,500	2,000	2,000	2,000
104600	525100	47520	Travel	968	2,500	2,500	2,405	2,500	2,000	2,000	2,000
104600	525100	51010	Travel-Maternal Health	695	850	2,350	2,250	850	850	850	850
104600	525100	51015	Travel-CCNC-OB Care Mgmt	0	350	350	350	350	350	350	350
104600	525100	51020	Travel-CCPEC	938	6,000	6,000	2,500	6,000	6,000	6,000	6,000
104600	525100	51510	Travel-Family Planning	510	1,200	1,200	500	1,200	1,200	1,200	1,200
104600	525100	53000	Travel-HWTF Peer Power	296	1,200	1,200	200	1,200	500	500	500
104600	525100	53180	Travel	531	1,340	1,640	1,588	1,340	1,340	1,340	1,340
104600	525100	53182	Travel-CAP/C	419	250	250	21	250	0	0	0
104600	525100	53510	Travel-Child Health	471	2,125	2,125	1,000	2,125	2,125	2,125	2,125
104600	525100	53511	Travel-Access East-HC	641	1,000	1,516	1,254	1,000	2,000	2,000	2,000
104600	525100	53513	Travel-School Health	662	2,500	2,500	1,801	2,500	2,500	2,500	2,500

General Fund

<u>Org</u>	<u>Object</u>	<u>Project</u>	<u>Description</u>	<u>2015 Actual</u>	<u>2016 Orig Budg</u>	<u>2016 Rev Budg</u>	<u>2016 Projected</u>	<u>2017 Planned</u>	<u>2017 Requested</u>	<u>2017 Managers</u>	<u>2017 Adopted</u>
104600	525100	53520	Travel-Mobile Dental Unit	1,645	1,500	1,500	1,300	1,500	1,500	1,500	1,500
104600	525100	54030	Travel-WIC Client Services	1,557	1,689	1,689	1,000	1,689	1,600	1,600	1,600
104600	525100	54040	Travel	1,184	1,184	1,184	750	1,184	1,100	1,100	1,100
104600	525100	54050	Travel-WIC Gen Admin	0	100	100	0	100	100	100	100
104600	525100	54090	Travel-WIC Breastfeeding Promo	684	813	813	500	813	700	700	700
104600	525100	54131	Travel-Baby Link	429	400	400	400	400	400	400	400
104600	525100	54520	Travel-Breast/Cervical Cancer	192	510	510	300	510	510	510	510
104600	525100	55030	Travel-Healthy Communities	3,223	3,000	3,000	2,000	3,000	3,000	3,000	3,000
104600	525100	55150	Travel-Healthy Carolinians	49	1,584	0	0	1,584	0	0	0
104600	525100	55520	Travel-Diabetes	746	510	910	724	510	500	500	500
104600	525100	55710	Travel-Home Health	2,164	5,950	5,950	2,000	5,950	3,000	3,000	3,000
104600	525100	55711	Travel-Hospice	345	3,635	3,635	750	3,635	1,000	1,000	1,000
104600	525100	55713	Travel-Hospice Donations	722	2,125	2,125	250	2,125	875	875	875
104600	525100	56001	Travel-Sub Abuse	516	3,900	3,900	1,250	3,900	4,400	4,400	4,400
104600	525200	41100	Dues & Subscrip-General Health	330	6,635	6,635	6,635	6,635	8,635	8,635	8,635
104600	525200	55710	Dues & Subscriptions	1,372	2,500	2,500	1,400	2,500	1,500	1,500	1,500
104600	525200	55711	Dues & Subscriptions-Hospice	2,000	2,000	2,000	1,660	2,000	2,000	2,000	2,000
104600	525200	55713	Dues & Subscriptions-Hosp Dona	0	600	600	0	600	0	0	0
104600	525400	41100	Ins & Bonds-General Health	92,503	97,531	97,531	97,531	100,076	101,781	101,781	99,719
104600	525400	55710	Insurance & Bonds-Home Health	7,729	11,410	11,410	11,410	12,518	12,021	12,021	12,071
104600	525600	51010	Advertising & Promotion	0	0	3,500	3,000	0	0	0	0
104600	525600	53510	Advertising & Promotion	1,500	0	0	0	0	0	0	0
104600	525600	55030	Adv & Promo-Healthy Communitie	0	0	1,950	1,950	0	0	0	0
104600	525600	55710	Ads & Promo-Home Health	2,751	4,000	4,000	3,532	4,000	3,000	3,000	3,000
104600	525600	55711	Advertising & Prom-Hospice	0	2,210	2,210	500	2,210	800	800	800
104600	525600	55781	Advertising & Prom-ARHS-PICH	0	0	4,020	4,009	0	0	0	0
104600	525723	45140	Printing-Ebola	0	0	3,450	2,500	0	0	0	0
104600	537400	47510	Capital Outlay-Environ Hlth	0	0	0	0	0	26,240	26,240	26,240
104600	537400	55710	Capital Outlay-Home Health	32,356	0	0	0	31,850	0	0	0
104600	560061		Community Care Clinic	67,500	67,500	67,500	67,500	67,500	67,500	67,500	67,500
Org Total				6,901,932	7,296,404	7,461,505	7,020,621	7,322,897	7,440,279	7,361,677	7,359,665

DSS-Personnel/Administration

104610	500200		Salaries	2,788,512	2,881,173	2,956,781	2,903,587	2,873,669	2,987,445	2,987,445	2,987,445
104610	500201		Salaries-Part Time	1,950	18,884	0	0	25,179	0	0	0

General Fund

<u>Org</u>	<u>Object</u>	<u>Project</u>	<u>Description</u>	<u>2015 Actual</u>	<u>2016 Orig Budg</u>	<u>2016 Rev Budg</u>	<u>2016 Projected</u>	<u>2017 Planned</u>	<u>2017 Requested</u>	<u>2017 Managers</u>	<u>2017 Adopted</u>
104610	500207		Salaries - Overtime Pay	29,741	28,800	28,800	29,510	28,800	44,800	28,800	28,800
104610	500300		FICA	202,723	224,058	228,351	212,330	223,966	231,967	230,743	230,743
104610	500400		Retirement	199,014	198,169	202,857	198,843	197,658	219,712	218,624	218,624
104610	500500		Health Insurance	809,920	808,648	808,648	808,648	849,089	984,324	984,324	984,324
104610	500501		Life Insurance	7,377	7,329	7,329	7,329	7,329	7,433	7,433	7,433
104610	500700		Retiree Health Insurance	4,892	5,042	5,042	5,042	5,029	5,226	5,226	5,226
104610	500705		Retiree Health Pre-65	126,244	124,411	124,411	124,411	124,411	121,336	106,022	106,022
104610	500900		Longevity	36,238	40,385	40,385	39,635	42,865	42,125	42,125	42,125
104610	510700		Contracted Services	26,102	3,965	20,965	20,000	3,965	10,200	10,200	10,200
104610	510800	60304	Technical Support	0	0	0	0	0	0	107,904	107,904
104610	510900		Professional Services	600	600	600	600	600	600	600	600
104610	511100		Telephone & Postage	34,786	35,000	35,000	34,750	35,000	35,000	35,000	35,000
104610	511300		Utilities	63,844	71,950	69,300	68,000	71,950	71,950	71,950	71,950
104610	511501		Maint & Repair-Equipment	1,580	1,800	1,800	1,678	1,800	1,800	1,800	1,800
104610	511502		Maint & Repair-Building	3,775	1,275	12,075	12,075	1,275	3,975	3,975	3,975
104610	511503		Maint & Repair-Vehicles	16,409	14,500	14,500	14,000	14,500	14,500	14,500	14,500
104610	511904		Birth Certificate Fees	771	500	500	150	500	500	500	500
104610	512102		Leases-Copiers	28,612	17,622	17,622	17,750	17,622	17,622	17,622	17,622
104610	512103		Leases-PC's	31,189	34,800	34,800	21,834	34,800	14,605	14,605	14,605
104610	513100		Fuel	37,306	42,500	35,500	27,500	42,500	42,500	40,000	40,000
104610	513300		Supplies	53,553	42,108	42,108	40,000	42,108	42,108	42,108	42,108
104610	516100		Shop Overhead	61,177	60,973	60,973	60,973	62,547	65,800	65,800	65,800
104610	525100		Travel	53,335	45,203	45,203	42,500	45,203	45,203	45,203	45,203
104610	525200		Dues & Subscriptions	1,700	1,700	1,700	1,700	1,700	1,700	1,700	1,700
104610	525400		Insurance & Bonds	92,291	97,004	97,004	97,004	99,266	94,359	94,359	90,576
104610	525700		Miscellaneous	265	850	350	250	850	850	850	850
104610	525701		Bank Fees	560	1,200	850	450	1,200	750	750	750
104610	537400		Capital Outlay	45,834	0	539	539	0	72,512	0	0
104610	550100		Food Stamp Issuance	5,362	7,300	6,300	5,350	7,300	6,500	6,500	6,500
104610	550200		Nonreportable Costs	5,423	500	9,500	7,497	500	6,500	6,500	6,500
Org Total				4,771,086	4,818,249	4,909,793	4,803,935	4,863,181	5,193,902	5,193,168	5,189,385
DSS-Family Services											
104611	560005		Hotline	6,000	0	0	0	0	0	0	0
104611	560056		Interfaith Community Outreach	25,250	25,250	25,250	25,250	25,250	30,000	25,250	25,250

General Fund

<u>Org</u>	<u>Object</u>	<u>Project</u>	<u>Description</u>	<u>2015 Actual</u>	<u>2016 Orig Budg</u>	<u>2016 Rev Budg</u>	<u>2016 Projected</u>	<u>2017 Planned</u>	<u>2017 Requested</u>	<u>2017 Managers</u>	<u>2017 Adopted</u>
104611	580100		General Assistance	11,059	46,000	30,700	11,500	46,000	46,000	46,000	46,000
104611	580110		Shoe Fund	153	0	807	250	0	0	0	0
104611	580120		Low Income Energy Assist Prgm	119,500	91,921	91,921	90,500	91,921	87,963	87,963	87,963
104611	580200		CIP Program	79,654	91,921	91,921	70,000	91,921	87,963	87,963	87,963
104611	580900		200% Services TANF BG	9,132	16,000	16,000	8,552	16,000	16,000	16,000	16,000
104611	581200		WF-Emergency Assistance	36,039	40,000	40,000	38,000	40,000	40,000	40,000	40,000
104611	581401		EFS-Rent/Mortgage	0	0	3,106	3,106	0	0	0	0
104611	583800		Day Care	833,178	903,033	839,386	834,398	903,033	821,574	821,574	821,574
104611	583802		SP Needs Day Care	7,559	7,559	7,559	7,559	7,559	7,559	7,559	7,559
104611	583803		Smart Start Day Care	170,501	160,000	170,521	170,520	160,000	160,000	160,000	160,000
104611	584200		Medicaid Transportation	59,931	105,000	105,000	60,000	105,000	105,000	105,000	105,000
104611	584201		Medical Transportation	1,748	3,200	3,200	1,500	3,200	3,200	3,200	3,200
Org Total				1,359,705	1,489,884	1,425,371	1,321,135	1,489,884	1,405,259	1,400,509	1,400,509

DSS-Economic Independence

104612	582800		Spec Assist to Adults	241,393	256,000	256,000	225,000	256,000	256,000	256,000	256,000
104612	583000		Medicaid	580	2,100	2,100	750	2,100	2,100	2,100	2,100
104612	583200		Aid to the Blind	5,052	8,800	8,800	7,000	8,800	8,800	8,800	8,800
Org Total				247,026	266,900	266,900	232,750	266,900	266,900	266,900	266,900

DSS-Child Welfare

104613	511905		Adoption Search Fees	0	1,050	1,050	50	1,050	0	0	0
104613	580300		Foster Care Supplement	36,460	42,467	42,467	37,500	42,467	42,467	42,467	42,467
104613	580800		Adopt Vendor Payments	26,401	25,000	25,000	24,000	25,000	25,000	25,000	25,000
104613	580801		Adopt Asst Board Pymnt	151,335	158,188	158,188	153,000	158,188	158,188	158,188	158,188
104613	581000		Adopt Asst Supp	43,247	51,000	51,000	38,500	51,000	51,000	51,000	51,000
104613	581101		Adoption Incentive	2,239	0	12,114	8,000	0	0	0	0
104613	581110		Non Recurring Adopt Costs	2,625	6,000	6,000	1,750	6,000	6,000	6,000	6,000
104613	581600		Psychological Services	12,635	25,000	25,000	11,000	25,000	25,000	25,000	25,000
104613	583400		Foster Care-IV E	61,136	101,202	101,202	40,000	101,202	101,202	101,202	101,202
104613	583415		CPS Flexible Spending	44,745	55,000	55,000	37,500	55,000	55,000	55,000	55,000
104613	583500		Family Reunification	10,478	9,829	9,829	9,829	9,829	0	0	0
104613	583600		State Foster Home Fund	143,269	202,093	202,093	95,000	202,093	175,000	175,000	175,000
104613	584400		Title XX Legal	170,634	215,000	215,000	175,000	215,000	215,000	215,000	215,000
104613	584800		Independent Living	1,480	5,000	5,000	1,600	5,000	5,000	5,000	5,000
104613	584900		Links Special Funds	6,979	6,000	6,000	6,000	6,000	6,000	6,000	6,000

General Fund

<u>Org</u>	<u>Object</u>	<u>Project</u>	<u>Description</u>	<u>2015 Actual</u>	<u>2016 Orig Budg</u>	<u>2016 Rev Budg</u>	<u>2016 Projected</u>	<u>2017 Planned</u>	<u>2017 Requested</u>	<u>2017 Managers</u>	<u>2017 Adopted</u>
Org Total				713,664	902,829	914,943	638,729	902,829	864,857	864,857	864,857
DSS-Aged Blind & Disabled											
104614	560067		Hatteras Island Meals Inc.	10,000	10,000	10,000	10,000	10,000	12,500	10,000	10,000
104614	581800		Weatherization	3,275	3,275	3,275	3,275	3,275	3,275	3,275	3,275
104614	582000		Tax Relief Program	24,681	35,000	35,000	29,317	35,000	35,000	35,000	35,000
104614	584600		Title III Legal	2,675	2,675	2,675	2,675	2,675	2,675	2,675	2,675
Org Total				40,631	50,950	50,950	45,267	50,950	53,450	50,950	50,950
DSS-Employment											
104615	586600		Miscellaneous	2,781	1,660	1,660	1,250	1,660	1,660	1,660	1,660
Org Total				2,781	1,660	1,660	1,250	1,660	1,660	1,660	1,660
DSS-Child Support Services											
104616	510700		Contracted Services	224,306	231,510	231,510	227,500	231,510	231,510	231,510	231,510
104616	511906		Paternity Testing Fees	982	2,000	2,000	1,550	2,000	2,000	2,000	2,000
104616	511907		Filing & Processing Fees	17,925	28,869	28,869	18,000	28,869	28,869	28,869	28,869
Org Total				243,213	262,379	262,379	247,050	262,379	262,379	262,379	262,379
DSS-In Home Services											
104617	500200		Salaries	442,438	464,148	484,148	467,687	463,808	505,078	505,078	505,078
104617	500201		Salaries-Part Time	0	20,644	15,917	0	21,676	0	0	0
104617	500300		FICA	30,800	37,087	38,638	32,859	37,139	38,638	38,638	38,638
104617	500400		Retirement	31,241	33,068	33,828	31,711	33,117	36,618	36,618	36,618
104617	500500		Health Insurance	203,493	238,541	238,541	238,541	250,086	279,616	279,616	279,616
104617	500501		Life Insurance	2,026	2,326	2,326	2,326	2,326	2,326	2,326	2,326
104617	500700		Retiree Health Insurance	810	812	812	812	812	884	884	884
104617	500705		Retiree Health Pre-65	45,876	51,616	51,616	51,616	51,616	74,635	65,217	65,217
104617	500900		Longevity	7,978	7,705	8,520	8,520	8,485	8,885	8,885	8,885
104617	510700		Contracted Services	72,375	64,380	64,380	64,000	64,380	64,380	64,380	64,380
104617	513300		Supplies	3,587	3,904	3,904	3,700	3,904	3,904	3,904	3,904
104617	513317		Supplies-CAP	5,634	11,000	11,000	10,500	11,000	11,000	11,000	11,000
104617	513600		Uniforms	0	400	400	0	400	400	400	400
104617	525000		Training	188	723	173	0	723	723	723	723
104617	525100		Travel	0	250	250	25	250	250	250	250
104617	525400		Insurance & Bonds	19,276	22,260	22,260	22,260	22,969	25,821	25,821	25,008
104617	586800		Other Vendor Purchases	500	500	235	235	500	500	500	500
Org Total				866,221	959,364	976,948	934,792	973,191	1,053,658	1,044,240	1,043,427

General Fund

<u>Org</u>	<u>Object</u>	<u>Project Description</u>	<u>2015 Actual</u>	<u>2016 Orig Budg</u>	<u>2016 Rev Budg</u>	<u>2016 Projected</u>	<u>2017 Planned</u>	<u>2017 Requested</u>	<u>2017 Managers</u>	<u>2017 Adopted</u>
DHHS Central Administration										
104620	500200	Salaries	281,490	278,742	287,800	285,997	277,677	320,159	320,159	320,159
104620	500202	Salaries-Board Members	4,600	8,000	8,000	3,500	8,000	8,000	8,000	8,000
104620	500300	FICA	19,758	20,681	20,987	20,104	20,633	23,675	23,675	23,675
104620	500400	Retirement	19,878	18,982	19,426	19,391	18,910	23,212	23,212	23,212
104620	500500	Health Insurance	48,178	51,839	51,839	51,839	54,432	79,566	79,566	79,566
104620	500501	Life Insurance	418	477	477	418	477	477	477	477
104620	500700	Retiree Health Insurance	0	488	488	488	486	560	560	560
104620	500900	Longevity	7,699	8,415	8,698	8,698	8,415	8,735	8,735	8,735
104620	510906	Board Members	1,505	2,800	2,517	1,500	2,800	2,800	2,800	2,800
104620	525400	Insurance & Bonds	0	2,505	2,505	2,505	2,561	2,491	2,491	2,466
104620	560001	Children & Youth Partnership	193,500	193,500	193,500	193,500	193,500	193,500	193,500	193,500
Org Total			577,026	586,429	596,237	587,940	587,891	663,175	663,175	663,150
Mental Health										
104630	511300	Utilities	20,052	6,500	10,000	9,250	6,500	6,500	6,500	6,500
104630	511502	Maint & Repair-Building	0	1,000	0	0	1,000	1,000	1,000	1,000
104630	559001	Allotment-LME	71,040	71,040	71,040	71,040	71,040	71,040	71,040	71,040
Org Total			91,092	78,540	81,040	80,290	78,540	78,540	78,540	78,540
Veterans Service										
104635	500200	Salaries	44,594	44,738	45,738	45,745	44,567	45,571	45,571	45,571
104635	500300	FICA	3,301	3,422	3,498	3,410	3,409	3,486	3,486	3,486
104635	500400	Retirement	3,149	3,047	3,118	3,102	3,035	3,304	3,304	3,304
104635	500500	Health Insurance	9,952	10,708	10,708	10,708	11,244	9,944	9,944	9,944
104635	500700	Retiree Health Insurance	78	78	78	78	78	80	80	80
104635	511100	Telephone & Postage	150	250	250	125	250	250	250	250
104635	512103	Leases-PC's	406	435	435	435	435	0	0	0
104635	513300	Supplies	191	250	250	195	250	250	250	250
104635	525100	Travel	161	250	250	150	250	250	250	250
104635	525400	Insurance & Bonds	482	594	594	594	601	622	622	621
104635	565065	Veteran's Advisory Committee	855	1,500	1,500	750	1,500	1,500	1,500	1,500
Org Total			63,319	65,272	66,419	65,292	65,619	65,257	65,257	65,256
Parks & Recreation										
104640	500200	Salaries	1,013,755	1,033,943	1,061,944	1,064,932	1,031,139	1,043,525	1,043,525	1,043,525
104640	500201	Salaries-Part Time	80,198	106,852	104,352	99,218	106,852	106,852	106,852	106,852

General Fund

<u>Org</u>	<u>Object</u>	<u>Project</u>	<u>Description</u>	<u>2015 Actual</u>	<u>2016 Orig Budg</u>	<u>2016 Rev Budg</u>	<u>2016 Projected</u>	<u>2017 Planned</u>	<u>2017 Requested</u>	<u>2017 Managers</u>	<u>2017 Adopted</u>
104640	500201	00141	Salaries-Part Time-Dance	10,221	10,717	12,717	12,654	10,717	10,717	10,717	10,717
104640	500201	00146	Salaries-PT Game & Wildlife	0	7,000	7,000	4,960	7,000	7,000	7,000	7,000
104640	500202	00146	Salaries-Game & Wildlife Board	0	1,800	800	700	1,800	1,800	1,800	1,800
104640	500300		FICA	79,311	87,271	89,413	85,000	87,056	88,003	88,003	88,003
104640	500300	00141	FICA-Dance	782	820	1,320	968	820	820	820	820
104640	500300	00146	FICA-Game & Wildlife	0	674	674	433	674	674	674	674
104640	500400		Retirement	71,312	70,412	72,098	71,809	70,221	75,656	75,656	75,656
104640	500400	00146	Retirement	0	0	0	9	0	0	0	0
104640	500500		Health Insurance	297,350	290,040	290,040	290,040	304,545	324,443	324,443	324,443
104640	500700		Retiree Health Insurance	1,923	1,809	1,809	1,809	1,804	1,826	1,826	1,826
104640	500705		Retiree Health Pre-65	9,296	29,550	29,550	29,550	29,550	45,297	39,580	39,580
104640	510300	00100	Officials-Adult Basketball	3,520	4,000	2,500	2,480	4,000	4,000	4,000	4,000
104640	510300	00101	Officials-Youth Basketball	26,187	29,000	26,300	26,224	29,000	29,000	29,000	29,000
104640	510300	00103	Officials-Adult Softball	5,279	10,000	6,800	6,000	10,000	10,000	10,000	10,000
104640	510300	00104	Officials-Sr Babe Ruth	1,000	1,000	1,000	988	1,000	1,000	1,000	1,000
104640	510300	00105	Officials-Youth Soccer	6,090	7,000	6,000	5,900	7,000	7,000	7,000	7,000
104640	510300	00117	Officials-Youth Football	4,976	5,000	4,500	4,420	5,000	5,000	5,000	5,000
104640	510700		Contracted Services	1,080	1,000	1,000	987	1,000	1,000	1,000	1,000
104640	510700	00116	Contr Serv-Ole Swimming Hole	27,000	27,000	27,000	27,000	27,000	27,000	27,000	27,000
104640	510721		Contracted Srvc Youth Center	9,606	12,500	12,500	9,750	12,500	12,500	12,500	12,500
104640	510802		Tyler SaaS Fees	0	3,686	3,686	3,686	3,825	3,825	3,825	3,825
104640	510900		Professional Services	9,215	10,000	10,800	10,287	10,000	10,000	10,000	10,000
104640	510900	00141	Professional Services-Dance	3,074	3,000	3,000	2,200	3,000	3,000	3,000	3,000
104640	511100		Telephone & Postage	10,549	15,000	15,000	10,550	15,000	15,000	15,000	15,000
104640	511100	00141	Telephone & Postage-Dance	124	250	250	150	250	250	250	250
104640	511300		Utilities	116,242	113,228	113,228	115,000	113,228	113,228	113,228	113,228
104640	511501		Maint & Repair-Equipment	13,626	10,000	10,500	10,141	10,000	10,000	10,000	10,000
104640	511502		Maint & Repair-Building	69,255	62,500	70,500	67,298	62,500	69,396	62,500	62,500
104640	511503		Maint & Repair-Vehicles	9,882	9,000	14,200	14,085	9,000	9,000	9,000	9,000
104640	512101		Leases-Real Property	2	2	2	2	2	2	2	2
104640	512102		Leases-Copiers	12,025	9,366	9,366	7,500	9,366	9,366	9,366	9,366
104640	512103		Leases-PC's	5,685	6,525	6,525	6,039	6,525	3,185	3,185	3,185
104640	512103	00141	Leases-PC's-Dance	406	435	435	0	435	0	0	0
104640	512111		Miscellaneous Rentals	4,035	4,950	4,950	4,050	4,950	4,950	4,950	4,950

General Fund

<u>Org</u>	<u>Object</u>	<u>Project</u>	<u>Description</u>	<u>2015 Actual</u>	<u>2016 Orig Budg</u>	<u>2016 Rev Budg</u>	<u>2016 Projected</u>	<u>2017 Planned</u>	<u>2017 Requested</u>	<u>2017 Managers</u>	<u>2017 Adopted</u>
104640	512112		Recreational Facilities Rental	0	1,500	1,500	1,376	1,500	1,500	1,500	1,500
104640	513100		Fuel	25,374	32,000	32,000	20,000	32,000	32,000	31,000	31,000
104640	513300		Supplies	33,103	30,000	37,200	36,000	30,000	30,000	30,000	30,000
104640	513302	00100	Supplies-Prgm-Adult Basketball	0	500	500	489	500	500	500	500
104640	513302	00101	Supplies-Prgm-Youth Basketball	13,203	13,500	12,750	12,736	13,500	13,500	13,500	13,500
104640	513302	00103	Supplies-Prgm-Adult Softball	1,543	2,000	2,300	2,226	2,000	2,000	2,000	2,000
104640	513302	00104	Supplies-Prgm-Sr. Babe Ruth	1,785	1,800	2,800	2,653	1,800	1,800	1,800	1,800
104640	513302	00105	Supplies-Prgm-Youth Soccer	9,321	11,500	9,750	9,743	11,500	11,500	11,500	11,500
104640	513302	00106	Supplies-Prgm-Gymnastics	5,171	5,400	5,400	5,000	5,400	5,400	5,400	5,400
104640	513302	00107	Supplies-Prgm-Swimming	130	225	225	150	225	225	225	225
104640	513302	00109	Supplies-Prgm-TBall	2,242	2,000	2,000	1,988	2,000	2,000	2,000	2,000
104640	513302	00110	Supplies-Prgm-Wrestling	423	525	525	337	525	525	525	525
104640	513302	00112	Supplies-Prgm-Creative Arts	4,234	3,960	4,310	4,269	3,960	3,960	3,960	3,960
104640	513302	00114	Supplies-Prgm-Babe Ruth League	45,394	39,000	39,000	38,764	39,000	39,000	39,000	39,000
104640	513302	00117	Supplies-Prgm-Youth Football	23,473	22,500	19,000	18,761	22,500	22,500	22,500	22,500
104640	513302	00119	Supplies-Prgm-Cheerleading	1,198	3,000	1,800	1,732	3,000	3,000	3,000	3,000
104640	513302	00140	Sup-Prgm-Youth Shooting Team	6,603	5,000	5,000	4,750	5,000	5,000	5,000	5,000
104640	513302	00141	Supplies-Prgm-Dance	3,329	3,000	3,000	2,919	3,000	3,000	3,000	3,000
104640	513302	00144	Supplies-Nourishing NC Garden	1,219	0	1,882	1,750	0	0	0	0
104640	513308	00106	Supplies-Gymnastics Uniforms	622	10,000	10,000	1,000	10,000	10,000	10,000	10,000
104640	513308	00141	Supplies-Dance Costumes	23,792	27,500	25,700	25,518	27,500	27,500	27,500	27,500
104640	516100		Shop Overhead	29,140	22,090	22,090	22,090	22,660	36,310	36,310	36,310
104640	519700	00146	Game & Wildlife Commission	0	6,800	7,800	7,648	6,800	6,800	6,800	6,800
104640	525000		Training	254	2,550	900	500	2,550	2,550	2,550	2,550
104640	525000	00141	Training-Dance	425	425	425	0	425	425	425	425
104640	525001		Registration Costs	410	850	850	425	850	850	850	850
104640	525100		Travel	3,641	2,750	1,950	1,925	2,750	2,750	2,750	2,750
104640	525100	00141	Travel-Dance	1,159	1,275	1,275	1,084	1,275	1,275	1,275	1,275
104640	525200		Dues & Subscriptions	435	850	350	440	850	850	850	850
104640	525400		Insurance & Bonds	99,088	110,908	110,908	110,908	113,906	124,753	124,753	118,619
104640	525700		Miscellaneous	68	850	850	734	850	850	850	850
104640	537400		Capital Outlay	45,633	0	0	0	72,652	176,999	72,652	72,652
104640	551500		Adventure Camp/Other Camps	3,722	5,000	4,000	3,900	5,000	5,000	5,000	5,000
104640	551600	00133	Charles Finch Gaddy Endowment	0	0	22,000	22,000	0	10,000	10,000	10,000

General Fund

<u>Org</u>	<u>Object</u>	<u>Project</u>	<u>Description</u>	<u>2015 Actual</u>	<u>2016 Orig Budg</u>	<u>2016 Rev Budg</u>	<u>2016 Projected</u>	<u>2017 Planned</u>	<u>2017 Requested</u>	<u>2017 Managers</u>	<u>2017 Adopted</u>
104640	551606		Special Olympics	2,300	3,000	1,500	1,500	3,000	3,000	3,000	3,000
104640	551644		Manteo Youth Center Activities	0	7,000	7,000	5,000	7,000	7,000	7,000	7,000
104640	551700	00122	Senior Center Development	1,889	3,893	3,893	3,893	3,893	3,893	3,893	3,893
Org Total				2,293,329	2,368,481	2,424,192	2,371,027	2,456,130	2,652,530	2,534,570	2,528,436
Libraries											
104645	500200		Salaries	431,521	431,223	444,223	431,711	430,410	441,955	441,955	441,955
104645	500201		Salaries-Part Time	58,854	71,988	73,052	66,812	71,714	72,249	72,249	72,249
104645	500300		FICA	36,056	38,496	39,573	36,615	38,413	39,337	39,337	39,337
104645	500400		Retirement	31,044	29,935	30,632	29,873	29,877	32,683	32,683	32,683
104645	500500		Health Insurance	147,261	141,235	141,235	141,235	148,303	176,633	176,633	176,633
104645	500700		Retiree Health Insurance	839	769	769	769	768	789	789	789
104645	500705		Retiree Health Pre-65	21,636	31,772	31,772	31,772	31,772	16,898	14,766	14,766
104645	510700		Contracted Services	0	2,300	1,000	1,000	2,300	2,300	2,300	2,300
104645	510800		Technical Support	3,231	5,400	3,400	3,240	5,400	5,400	5,400	5,400
104645	510900		Professional Services	8,951	13,900	8,400	8,250	13,900	13,900	13,900	13,900
104645	511100		Telephone & Postage	9,083	13,000	11,000	9,250	13,000	13,000	13,000	13,000
104645	511300		Utilities	27,861	24,950	25,950	26,000	24,950	24,950	24,950	24,950
104645	511501		Maint & Repair-Equipment	1,119	750	750	500	750	750	750	750
104645	511502		Maint & Repair-Building	948	1,250	1,250	1,117	1,250	1,250	1,250	1,250
104645	513300		Supplies	8,589	9,530	11,030	10,500	9,530	9,530	9,530	9,530
104645	513318		Supplies-Library Materials	44,747	47,000	53,300	52,500	47,000	47,000	47,000	47,000
104645	525100		Travel	3,486	2,100	4,100	3,500	2,100	2,100	2,100	2,100
104645	525400		Insurance & Bonds	31,922	36,590	36,590	36,590	37,289	41,941	41,941	38,422
Org Total				867,148	902,188	918,026	891,234	908,726	942,665	940,533	937,014
Dare County Center											
104659	500200		Salaries	176,466	182,906	187,906	185,794	182,206	186,346	186,346	186,346
104659	500201		Salaries-Part Time	12,742	15,720	16,747	15,002	15,660	15,660	15,660	15,660
104659	500201	00125	Salaries-Part Time	9,707	11,612	11,612	8,419	11,568	11,568	11,568	11,568
104659	500300		FICA	13,617	15,195	15,655	14,481	15,137	15,453	15,453	15,453
104659	500300	00125	FICA-Nutrition Site	743	888	888	644	885	885	885	885
104659	500400		Retirement	12,461	12,456	12,748	12,597	12,408	13,510	13,510	13,510
104659	500500		Health Insurance	46,713	51,057	51,057	51,057	53,611	58,242	58,242	58,242
104659	500700		Retiree Health Insurance	307	320	320	320	319	326	326	326
104659	510900		Professional Services	2,559	3,000	3,000	2,950	3,000	3,000	3,000	3,000

General Fund

<u>Org</u>	<u>Object</u>	<u>Project</u>	<u>Description</u>	<u>2015 Actual</u>	<u>2016 Orig Budg</u>	<u>2016 Rev Budg</u>	<u>2016 Projected</u>	<u>2017 Planned</u>	<u>2017 Requested</u>	<u>2017 Managers</u>	<u>2017 Adopted</u>
104659	511100		Telephone & Postage	1,121	1,000	1,000	1,025	1,000	1,000	1,000	1,000
104659	511300		Utilities	24,785	21,000	21,000	22,500	21,000	21,000	21,000	21,000
104659	511502		Maint & Repair-Building	2,255	2,000	2,000	2,058	2,000	2,000	2,000	2,000
104659	511503		Maint & Repair-Vehicles	0	0	0	73	0	0	0	0
104659	512102		Leases-Copiers	3,113	3,122	3,122	2,250	3,122	3,122	3,122	3,122
104659	512103		Leases-PC's	2,030	2,175	2,175	465	2,175	455	455	455
104659	513300		Supplies	3,808	3,850	3,850	3,750	3,850	3,850	3,850	3,850
104659	513302		Supplies-Fitness	971	1,000	1,000	970	1,000	1,000	1,000	1,000
104659	513302	00124	Health Promotion Program	900	940	940	900	940	940	940	940
104659	513309		Supplies-Activities/Crafts	1,750	1,800	1,800	1,779	1,800	1,800	1,800	1,800
104659	525000		Training	982	1,500	1,500	1,450	1,500	1,500	1,500	1,500
104659	525100		Travel	1,345	2,000	2,000	1,950	2,000	2,000	2,000	2,000
104659	525200		Dues & Subscriptions	357	225	225	200	225	225	225	225
104659	525400		Insurance & Bonds	6,717	7,857	7,857	7,857	8,010	12,414	12,414	12,189
104659	525700		Miscellaneous	273	425	425	416	425	425	425	425
104659	551610		Group Activities	93,918	90,000	130,000	130,000	90,000	90,000	90,000	90,000
104659	551700	00122	Senior Center Development	10,901	11,680	11,680	11,680	11,680	11,680	11,680	11,680
104659	559201		Congregate Nutrition Program	33,390	50,344	50,344	50,344	50,344	50,344	50,344	50,344
Org Total				463,930	494,072	540,851	530,931	495,865	508,745	508,745	508,520

Older Adult Services

104660	500200		Salaries	204,841	206,936	211,936	212,163	206,146	241,165	211,165	211,165
104660	500201		Salaries-Part Time	15,660	15,720	16,095	15,254	15,660	0	15,660	15,660
104660	500207		Salaries - Overtime Pay	0	0	0	214	0	372	0	0
104660	500300		FICA	15,667	17,033	17,445	16,423	16,968	18,478	17,352	17,352
104660	500400		Retirement	14,465	14,092	14,421	14,399	14,039	17,511	15,309	15,309
104660	500500		Health Insurance	57,418	63,890	63,890	63,890	67,084	78,848	68,904	68,904
104660	500700		Retiree Health Insurance	391	362	362	362	361	422	370	370
104660	500705		Retiree Health Pre-65	14,424	6,354	6,354	6,354	6,354	8,449	7,383	7,383
104660	510700		Contracted Services	145	3,000	2,400	390	3,000	3,000	3,000	3,000
104660	510900		Professional Services	654	1,000	1,000	700	1,000	1,000	1,000	1,000
104660	511100		Telephone & Postage	1,111	1,100	1,100	1,100	1,100	1,100	1,100	1,100
104660	511300		Utilities	12,931	10,000	10,000	11,500	10,000	10,000	10,000	10,000
104660	511502		Maint & Repair-Building	24,629	24,000	29,504	28,500	24,000	24,000	24,000	24,000
104660	511503		Maint & Repair-Vehicles	35	0	1,464	500	0	1,500	500	500

General Fund

<u>Org</u>	<u>Object</u>	<u>Project</u>	<u>Description</u>	<u>2015 Actual</u>	<u>2016 Orig Budg</u>	<u>2016 Rev Budg</u>	<u>2016 Projected</u>	<u>2017 Planned</u>	<u>2017 Requested</u>	<u>2017 Managers</u>	<u>2017 Adopted</u>
104660	512101		Leases-Real Property	1	1	1	1	1	1	1	1
104660	512102		Leases-Copiers	3,166	3,339	3,339	1,900	3,339	3,339	3,339	3,339
104660	512103		Leases-PC's	2,436	2,610	2,610	2,610	2,610	2,730	2,730	2,730
104660	513100		Fuel	101	500	500	50	500	500	300	300
104660	513300		Supplies	1,276	1,350	1,350	1,325	1,350	1,350	1,350	1,350
104660	513300	00124	Supplies-Senior Health Promo	471	900	900	750	900	900	900	900
104660	513309		Supplies-Activities/Crafts	870	1,350	1,350	1,000	1,350	1,350	1,350	1,350
104660	514400	00128	Grant program costs-SHIIP	2,105	5,000	5,000	2,500	5,000	6,500	6,500	6,500
104660	525100		Travel	8,183	3,750	4,350	4,202	3,750	3,750	3,750	3,750
104660	525200		Dues & Subscriptions	382	425	425	441	425	425	425	425
104660	525400		Insurance & Bonds	14,839	13,727	13,727	13,727	14,095	13,070	13,070	13,701
104660	525700		Miscellaneous	28	400	400	200	400	400	400	400
104660	525735		Dinner Theater	840	7,500	7,500	7,500	7,500	7,500	7,500	7,500
104660	551605		Senior Games	6,984	10,000	10,000	7,305	10,000	10,000	10,000	10,000
104660	551610		Group Activities	2,935	10,000	10,000	10,000	10,000	10,000	10,000	10,000
104660	551700	00122	Senior Center Development	1,818	4,000	4,000	4,000	4,000	4,000	4,000	4,000
104660	565054		OAS Donation Expenditures	304	1,100	1,100	0	1,100	1,100	1,100	1,100
Org Total				409,110	429,439	442,523	429,260	432,032	472,760	442,458	443,089

Transportation

104661	500200		Salaries (G121)	127,728	127,055	136,055	137,581	126,569	130,489	130,489	130,489
104661	500201		Salaries-Part Time	151,956	156,200	163,446	152,570	156,200	156,200	144,970	144,970
104661	500300		FICA (G181)	20,630	21,669	22,012	21,386	21,632	21,932	21,070	21,070
104661	500400		Retirement (G182)	9,020	8,652	8,886	8,839	8,619	9,460	9,460	9,460
104661	500500		Health Insurance (G183)	43,378	45,880	45,880	45,880	48,174	54,918	54,918	54,918
104661	500700		Retiree Health Insurance	221	222	222	222	221	228	228	228
104661	510900		Prof Svcs-Background Checks	0	750	750	750	750	750	750	750
104661	511100		Telephone & Postage (G321)	3,995	3,775	3,775	4,000	3,775	3,775	3,775	3,775
104661	511100	00300	Telephone & Postage-CTP	16	325	325	25	325	325	325	325
104661	511503		Maint & Repair-Vehicles	11,490	12,000	12,000	11,500	12,000	15,000	12,000	12,000
104661	512102		Leases-Copiers (G431)	1,590	1,561	1,561	1,250	1,561	1,561	1,561	1,561
104661	512103	00300	Leases-PC's-CTP (G421)	812	870	216	0	870	0	0	0
104661	513100		Fuel	48,919	57,500	63,500	40,000	57,500	57,500	50,000	50,000
104661	513300	00300	Supplies-CTP (G261)	1,496	1,800	1,800	1,500	1,800	1,800	1,800	1,800
104661	516100		Shop Overhead (G481)	32,326	32,563	32,563	32,563	33,404	36,960	36,960	36,960

General Fund

<u>Org</u>	<u>Object</u>	<u>Project</u>	<u>Description</u>	<u>2015 Actual</u>	<u>2016 Orig Budg</u>	<u>2016 Rev Budg</u>	<u>2016 Projected</u>	<u>2017 Planned</u>	<u>2017 Requested</u>	<u>2017 Managers</u>	<u>2017 Adopted</u>
104661	525000	00300	Training-CTP (G395)	551	850	850	809	850	850	850	850
104661	525100	00300	Travel (G311/G312)	1,957	2,000	2,000	1,882	2,000	2,000	2,000	2,000
104661	525200	00300	Dues & Subscription-CTP (G491)	785	1,150	1,804	900	1,150	1,150	950	950
104661	525400		Insurance & Bonds (G451/G452)	23,507	31,497	31,497	31,497	32,096	37,026	37,026	38,496
104661	525600	00300	Advertising & Promo-CTP (G371)	2,068	2,270	2,270	2,200	2,270	2,270	2,200	2,200
104661	537400	00301	C/O-CTP Capital (G548/G565)	47,720	0	0	0	203,909	235,200	235,200	235,200
104661	560055		Albemarle Commission - ARPO	5,833	5,833	5,833	5,833	5,833	5,995	5,995	5,995
Org Total				535,997	514,422	537,245	501,187	721,508	775,389	752,527	753,997

Youth Services

104665	500200		Salaries	87,129	87,409	89,409	89,424	87,075	89,083	89,083	89,083
104665	500300		FICA	6,549	6,687	6,840	6,776	6,661	6,815	6,815	6,815
104665	500400		Retirement	6,153	5,953	6,092	6,063	5,930	6,458	6,458	6,458
104665	500500		Health Insurance	23,720	25,522	25,522	25,522	26,799	30,550	30,550	30,550
104665	500700		Retiree Health Insurance	152	153	153	153	152	156	156	156
104665	510200	00060	Restitution-Juvenile Services	2,096	4,000	865	865	4,000	4,000	4,000	4,000
104665	510900		Professional Services	225	250	225	225	250	250	250	250
104665	510900	00060	Prof Svcs-Juvenile Services	41,811	54,635	60,570	57,664	54,635	54,635	54,635	54,635
104665	511100		Telephone & Postage	320	500	500	325	500	500	500	500
104665	512102		Leases-Copiers	581	432	432	725	432	432	432	432
104665	512103		Leases-PC's	812	870	870	0	870	455	455	455
104665	513100		Fuel	10	100	0	0	100	100	50	50
104665	513302		Supplies-Program	662	630	840	695	630	630	630	630
104665	513302	00060	Supplies-Juvenile Services	3,268	2,515	1,611	1,600	2,515	2,290	2,290	2,290
104665	525100		Travel	1,668	1,551	1,551	1,500	1,551	1,551	1,551	1,551
104665	525100	00060	Travel-Juvenile Services	3,786	2,000	2,387	2,382	2,000	2,000	2,000	2,000
104665	525200		Dues & Subscriptions	46	85	85	71	85	85	85	85
104665	525400		Insurance & Bonds	4,148	4,913	4,913	4,913	5,066	5,506	5,506	5,025
104665	525402	00060	Insurance-Juvenile Services	513	600	513	513	600	600	600	600
104665	525600		Advertising & Promotion	5	149	149	106	149	149	149	149
104665	525600	00060	Advertising & Promotion	325	0	204	204	0	225	225	225
104665	525700		Miscellaneous	0	85	0	0	85	85	85	85
Org Total				183,979	199,039	203,731	199,726	200,085	206,555	206,505	206,024

Board of Education

104675	511300		Utilities	1,605	1,700	1,700	1,625	1,700	1,700	1,700	1,700
--------	--------	--	-----------	-------	-------	-------	-------	-------	-------	-------	-------

General Fund

<u>Org</u>	<u>Object</u>	<u>Project</u>	<u>Description</u>	<u>2015 Actual</u>	<u>2016 Orig Budg</u>	<u>2016 Rev Budg</u>	<u>2016 Projected</u>	<u>2017 Planned</u>	<u>2017 Requested</u>	<u>2017 Managers</u>	<u>2017 Adopted</u>
104675	570001		Local Current Expense-Base	20,193,436	20,710,742	20,710,742	20,710,742	20,828,750	21,141,138	21,141,138	21,141,138
104675	570003		Local Current Expense-SRO & SN	0	1,083,975	1,083,975	0	1,083,975	1,083,975	1,083,975	1,083,975
104675	570101		Trnsfr Lcl Cap Outlay-Base	250,000	200,000	200,000	200,000	200,000	200,000	200,000	200,000
104675	576301		BEd Deferred Maintenance Trnsf	357,128	500,000	642,872	642,872	500,000	500,000	500,000	500,000
Org Total				20,802,169	22,496,417	22,639,289	21,555,239	22,614,425	22,926,813	22,926,813	22,926,813

Dare County Campus (COA)

104676	511502		Maint & Repair-Building	816	0	0	0	0	10,500	10,500	10,500
104676	525400		Insurance & Bonds	49,852	52,346	52,346	52,346	53,563	59,220	59,220	56,719
104676	525710		Indirect Costs per CAP	0	71,054	71,054	0	71,054	76,710	76,710	76,710
104676	570001		Local Current Expense	411,765	422,078	422,078	422,078	422,078	423,578	411,578	423,578
Org Total				462,433	545,478	545,478	474,424	546,695	570,008	558,008	567,507

Recycling

104715	500200		Salaries	292,377	337,402	341,652	258,843	337,563	338,119	338,119	338,119
104715	500201		Salaries-Part Time	0	0	5,750	2,576	0	0	0	0
104715	500300		FICA	21,941	25,811	26,576	19,574	25,824	25,866	25,866	25,866
104715	500400		Retirement	20,653	22,977	23,513	17,554	22,988	24,514	24,514	24,514
104715	500500		Health Insurance	100,380	97,118	97,118	97,118	101,976	133,766	133,766	133,766
104715	500700		Retiree Health Insurance	596	590	590	590	591	592	592	592
104715	500705		Retiree Health Pre-65	24,240	8,191	8,191	8,191	8,191	10,891	9,516	9,516
104715	510900		Professional Services	23,563	35,700	51,876	50,981	35,700	35,700	35,700	35,700
104715	511100		Telephone & Postage	3,815	3,500	3,500	3,850	3,500	3,500	3,500	3,500
104715	511300		Utilities	2,539	2,500	2,500	2,550	2,500	2,500	2,500	2,500
104715	511501		Maint & Repair-Equipment	13,237	12,000	8,000	7,000	12,000	12,000	12,000	12,000
104715	511503		Maint & Repair-Vehicles	28,424	22,500	22,500	24,500	22,500	22,500	22,500	22,500
104715	512103		Leases-PC's	406	435	435	0	435	0	0	0
104715	513100		Fuel	36,360	55,000	45,000	20,000	55,000	55,000	50,000	50,000
104715	513300		Supplies	2,057	4,500	3,500	2,250	4,500	4,500	4,500	4,500
104715	513600		Uniforms	2,212	3,275	3,275	2,250	3,275	3,275	3,275	3,275
104715	515500		Container Purchases	0	40,000	40,000	40,000	0	0	0	0
104715	516100		Shop Overhead	74,849	61,954	61,954	61,954	63,554	83,747	83,747	83,747
104715	516500		Tire Disposal Fees	1,804	2,000	2,000	1,750	2,000	2,000	2,000	2,000
104715	525400		Insurance & Bonds	49,218	49,278	49,278	49,278	50,715	61,337	61,337	58,175
104715	525600		Advertising & Promotion	0	2,500	0	0	2,500	2,500	2,500	2,500
104715	527015		Electronics Management Program	0	0	0	0	0	25,000	15,000	15,000

General Fund

<u>Org</u>	<u>Object</u>	<u>Project</u>	<u>Description</u>	<u>2015 Actual</u>	<u>2016 Orig Budg</u>	<u>2016 Rev Budg</u>	<u>2016 Projected</u>	<u>2017 Planned</u>	<u>2017 Requested</u>	<u>2017 Managers</u>	<u>2017 Adopted</u>
Org Total				698,669	787,231	797,208	670,809	755,312	847,307	830,932	827,770
Solid Waste Management											
104717	500200		Salaries	300,453	301,472	306,473	306,622	300,320	305,339	305,339	305,339
104717	500300		FICA	21,774	23,063	23,445	22,220	22,974	23,358	23,358	23,358
104717	500400		Retirement	21,216	20,530	21,010	20,789	20,452	22,137	22,137	22,137
104717	500500		Health Insurance	69,317	74,585	74,585	74,585	78,315	89,277	89,277	89,277
104717	500700		Retiree Health Insurance	526	528	528	528	526	534	534	534
104717	500705		Retiree Health Pre-65	33,536	29,550	29,550	29,550	29,550	39,290	34,330	34,330
104717	510200		Inmate Labor	2,623	6,000	5,000	1,199	6,000	6,000	6,000	6,000
104717	510700		Contracted Services	0	1,400	1,400	1,100	1,400	1,400	1,400	1,400
104717	511100		Telephone & Postage	1,819	2,935	2,935	2,250	2,935	2,935	2,935	2,935
104717	511300		Utilities	7,225	6,000	6,000	7,000	6,000	6,000	6,000	6,000
104717	511501		Maint & Repair-Equipment	1,789	2,000	2,000	1,500	2,000	2,000	2,000	2,000
104717	511503		Maint & Repair-Vehicles	293	1,100	1,100	500	1,100	1,100	1,100	1,100
104717	512103		Leases-PC's	1,218	1,305	1,305	929	1,305	455	455	455
104717	513100		Fuel	1,351	1,200	1,200	500	1,200	1,200	1,200	1,200
104717	513300		Supplies	1,788	1,800	2,800	2,835	1,800	1,800	1,800	1,800
104717	516100		Shop Overhead	0	0	0	0	0	2,144	2,144	2,144
104717	525000		Training	0	425	425	0	425	425	425	425
104717	525100		Travel	0	2,125	2,125	0	2,125	2,125	2,125	2,125
104717	525400		Insurance & Bonds	2,871	10,814	10,814	10,814	11,124	5,663	5,663	5,660
104717	525600		Advertising & Promotion	0	425	425	0	425	425	425	425
104717	525700		Miscellaneous	674	850	850	700	850	850	850	850
Org Total				468,476	488,107	493,970	483,621	490,826	514,457	509,497	509,494
Landfill Dirt Pit											
104735	500200		Salaries	31,153	32,088	33,088	28,722	31,966	32,969	32,969	32,969
104735	500300		FICA	2,383	2,455	2,532	2,197	2,445	2,522	2,522	2,522
104735	500400		Retirement	2,200	2,185	2,236	1,942	2,177	2,390	2,390	2,390
104735	500500		Health Insurance	13,599	8,307	8,307	8,307	8,723	9,944	9,944	9,944
104735	500700		Retiree Health Insurance	56	56	56	56	56	58	58	58
104735	500705		Retiree Health Pre-65	7,212	6,354	6,354	6,354	6,354	0	0	0
104735	511100		Telephone & Postage	891	1,200	1,200	900	1,200	1,200	1,200	1,200
104735	511501		Maint & Repair-Equipment	17,458	17,500	17,500	17,000	17,500	17,500	17,500	17,500
104735	511503		Maint & Repair-Vehicles	5,769	5,000	5,000	4,000	5,000	5,000	5,000	5,000

General Fund

<u>Org</u>	<u>Object</u>	<u>Project</u>	<u>Description</u>	<u>2015 Actual</u>	<u>2016 Orig Budg</u>	<u>2016 Rev Budg</u>	<u>2016 Projected</u>	<u>2017 Planned</u>	<u>2017 Requested</u>	<u>2017 Managers</u>	<u>2017 Adopted</u>
104735	513100		Fuel	16,215	18,000	18,000	20,000	18,000	18,000	18,000	18,000
104735	513300		Supplies	571	1,325	1,325	1,200	1,325	1,325	1,325	1,325
104735	513600		Uniforms	0	700	700	500	700	700	700	700
104735	516100		Shop Overhead	2,955	3,672	3,672	3,672	3,766	10,393	10,393	10,393
104735	525400		Insurance & Bonds	3,118	5,891	5,891	5,891	6,061	6,003	6,003	5,840
104735	525700		Miscellaneous	1,160	2,000	0	1,000	2,000	2,000	2,000	2,000
Org Total				104,739	106,733	105,861	101,741	107,273	110,004	110,004	109,841
Rubble Transfer Sites											
104737	500200		Salaries	203,931	201,070	210,070	179,953	201,752	207,752	207,752	207,752
104737	500300		FICA	14,334	15,382	16,071	12,753	15,434	15,893	15,893	15,893
104737	500400		Retirement	14,401	13,693	14,104	12,201	13,739	15,062	15,062	15,062
104737	500500		Health Insurance	98,879	77,922	77,922	77,922	81,818	93,272	93,272	93,272
104737	500700		Retiree Health Insurance	453	352	352	352	353	364	364	364
104737	500705		Retiree Health Pre-65	19,915	19,523	19,523	19,523	19,523	14,882	12,997	12,997
104737	510900		Professional Services	22,763	30,000	52,680	50,000	30,000	30,000	30,000	30,000
104737	511100		Telephone & Postage	3,064	3,186	3,186	3,100	3,186	3,186	3,186	3,186
104737	511300		Utilities	13,342	9,300	9,300	12,500	9,300	9,300	9,300	9,300
104737	511501		Maint & Repair-Equipment	3,383	10,000	6,000	7,000	10,000	10,000	10,000	10,000
104737	511502		Maint & Repair-Building	1,524	500	500	0	500	500	500	500
104737	511503		Maint & Repair-Vehicles	32,422	30,000	29,000	27,500	30,000	30,000	30,000	30,000
104737	511507		Maint & Repair-Rubble St Cover	3,832	2,000	2,000	1,500	2,000	2,000	2,000	2,000
104737	513100		Fuel	77,921	72,500	58,500	37,500	72,500	72,500	72,000	72,000
104737	513300		Supplies	2,389	2,560	2,560	2,568	2,560	2,560	2,560	2,560
104737	513600		Uniforms	3,503	3,000	3,000	3,400	3,000	3,000	3,000	3,000
104737	516100		Shop Overhead	108,276	86,253	86,253	86,253	88,480	92,951	92,951	92,951
104737	525400		Insurance & Bonds	22,442	40,610	40,610	40,610	41,771	25,337	25,337	19,642
104737	525700		Miscellaneous	6	425	425	84	425	425	425	425
104737	537400		Capital Outlay	0	20,000	30,000	29,365	0	0	0	0
Org Total				646,779	638,276	662,056	604,084	626,341	628,984	626,599	620,904
Waste Water Treatment Plants											
104740	510900		Professional Services	9,704	14,000	14,000	9,750	14,000	14,000	14,000	14,000
104740	511100		Telephone & Postage	1,164	1,233	1,233	1,200	1,233	1,233	1,233	1,233
104740	511300		Utilities	5,739	4,500	4,500	5,250	4,500	4,500	4,500	4,500
104740	511501		Maint & Repair-Equipment	12,968	18,900	18,900	15,000	18,900	18,900	18,900	18,900

General Fund

<u>Org</u>	<u>Object</u>	<u>Project</u>	<u>Description</u>	<u>2015 Actual</u>	<u>2016 Orig Budg</u>	<u>2016 Rev Budg</u>	<u>2016 Projected</u>	<u>2017 Planned</u>	<u>2017 Requested</u>	<u>2017 Managers</u>	<u>2017 Adopted</u>
104740	511503		Maint & Repair-Vehicles	124	600	600	250	600	600	600	600
104740	512103		Leases-PC's	406	435	435	0	435	0	0	0
104740	513100		Fuel	2,000	1,900	1,900	1,400	1,900	1,900	1,900	1,900
104740	513300		Supplies	2,754	2,790	2,790	2,500	2,790	2,790	2,790	2,790
104740	513600		Uniforms	0	250	250	175	250	250	250	250
104740	525000		Training	110	425	425	120	425	425	425	425
104740	525100		Travel	312	425	425	0	425	425	425	425
104740	525400		Insurance & Bonds	7,167	8,052	8,052	8,052	8,234	6,254	6,254	12
104740	525700		Miscellaneous	0	425	425	0	425	425	425	425

Org Total

42,448	53,935	53,935	43,697	54,117	51,702	51,702	45,460
---------------	---------------	---------------	---------------	---------------	---------------	---------------	---------------

Mosquito Control

104750	500200		Salaries	63,832	64,023	66,023	66,212	63,779	65,786	65,786	65,786
104750	500201		Salaries-Part Time	43,704	45,000	65,000	50,600	45,000	45,000	45,000	45,000
104750	500300		FICA	7,811	8,340	8,493	8,665	8,322	8,475	8,475	8,475
104750	500400		Retirement	4,508	4,360	4,462	4,477	4,343	4,770	4,770	4,770
104750	500500		Health Insurance	29,598	31,848	31,848	31,848	33,440	30,550	30,550	30,550
104750	500700		Retiree Health Insurance	108	112	112	112	112	115	115	115
104750	500705		Retiree Health Pre-65	14,944	13,168	13,168	13,168	13,168	0	0	0
104750	511100		Telephone & Postage	591	1,000	1,000	725	1,000	1,000	1,000	1,000
104750	511300		Utilities	3,274	3,240	3,240	3,275	3,240	3,240	3,240	3,240
104750	511501		Maint & Repair-Equipment	3,136	3,500	3,500	3,000	3,500	3,500	3,500	3,500
104750	511503		Maint & Repair-Vehicles	7,762	8,000	8,000	7,250	8,000	8,000	8,000	8,000
104750	512102		Leases-Copiers	141	185	185	125	185	185	185	185
104750	512103		Leases-PC's	812	870	870	0	870	0	0	0
104750	513100		Fuel	20,543	23,000	23,000	17,250	23,000	23,000	22,500	22,500
104750	513300		Supplies	130,812	175,000	155,000	147,500	175,000	175,000	175,000	175,000
104750	513600		Uniforms	786	1,000	1,000	975	1,000	1,000	1,000	1,000
104750	516100		Shop Overhead	31,631	33,887	33,887	33,887	34,762	37,155	37,155	37,155
104750	525000		Training	90	850	850	375	850	850	850	850
104750	525100		Travel	0	1,275	1,275	1,164	1,275	1,275	1,275	1,275
104750	525400		Insurance & Bonds	24,381	23,122	23,122	23,122	23,641	23,852	23,852	24,968
104750	525700		Miscellaneous	100	1,000	1,000	500	1,000	1,000	1,000	1,000
104750	537400		Capital Outlay	28,045	66,500	66,500	66,428	0	0	0	0

Org Total

416,609	509,280	511,535	480,658	445,487	433,753	433,253	434,369
----------------	----------------	----------------	----------------	----------------	----------------	----------------	----------------

General Fund

<u>Org</u>	<u>Object</u>	<u>Project</u>	<u>Description</u>	<u>2015 Actual</u>	<u>2016 Orig Budg</u>	<u>2016 Rev Budg</u>	<u>2016 Projected</u>	<u>2017 Planned</u>	<u>2017 Requested</u>	<u>2017 Managers</u>	<u>2017 Adopted</u>
DC Airport Authority											
104785	516100		Shop Overhead	15,931	15,409	15,409	15,409	15,807	6,625	6,625	6,625
104785	525400		Insurance & Bonds	31,428	53,508	53,508	53,508	54,971	59,263	59,263	51,731
104785	525710		Indirect Costs per CAP	83,994	108,406	108,406	108,406	108,406	85,222	85,222	85,222
104785	559004		Allotment-DC Airport Authority	561,256	561,256	571,545	571,545	561,256	561,256	561,256	561,256
			Org Total	692,609	738,579	748,868	748,868	740,440	712,366	712,366	704,834
Transfers to Other Funds											
104925	592500	00609	Trf to Inlet Maint-OI Dredging	0	0	500,000	350,000	0	0	0	0
104925	596100	60304	Trf to Capital Projects Fund	0	0	105,773	105,773	0	0	0	0
			Org Total	0	0	605,773	455,773	0	0	0	0
			TOTAL EXPENDITURES	96,018,845	101,978,610	113,152,389	109,289,456	102,769,243	105,422,917	104,202,977	104,160,289

C&D Landfill

<u>Org</u>	<u>Object</u>	<u>Project</u>	<u>Description</u>	<u>2015 Actual</u>	<u>2016 Orig Budg</u>	<u>2016 Rev Budg</u>	<u>2016 Projected</u>	<u>2017 Planned</u>	<u>2017 Requested</u>	<u>2017 Managers</u>	<u>2017 Adopted</u>
C & D Landfill Revenue											
203730	430050		C&D Landfill Tipping Fees	-1,005,672	-750,000	-750,000	-855,000	-775,000	-775,000	-775,000	-775,000
203730	450100		Interest Income	-7,515	-5,400	-5,400	-5,000	-6,000	-7,500	-7,500	-7,500
203730	499900		Appropriated Fund Bal	0	-30,314	-116,314	0	0	0	-12,081	-12,081
Org Total				-1,013,188	-785,714	-871,714	-860,000	-781,000	-782,500	-794,581	-794,581
TOTAL REVENUES				-1,013,188	-785,714	-871,714	-860,000	-781,000	-782,500	-794,581	-794,581
C & D Landfill											
204730	500200		Salaries	179,469	259,447	265,447	163,194	261,354	258,415	258,415	258,415
204730	500300		FICA	12,960	19,848	20,307	11,922	19,994	19,769	19,769	19,769
204730	500400		Retirement	12,671	17,668	18,068	11,060	17,798	18,735	18,735	18,735
204730	500500		Health Insurance	74,470	109,395	109,395	109,395	114,863	127,852	127,852	127,852
204730	500700		Retiree Health Insurance	347	454	454	454	457	452	452	452
204730	500701		Retiree Medicare Supplemental	20,274	21,255	21,255	21,255	22,236	22,236	22,236	22,236
204730	500705		Retiree Health Pre-65	31,445	33,829	33,829	33,829	33,829	42,855	42,855	42,855
204730	500900		Longevity	3,195	3,185	3,185	3,185	3,185	1,965	1,965	1,965
204730	501000		Salary Adjustment-COLA	0	6,859	0	0	13,718	6,859	6,859	6,859
204730	510900		Professional Services	14,734	29,000	29,000	25,000	29,000	29,000	29,000	29,000
204730	510941		OH per Cost Allocation Plan	31,418	36,447	36,447	36,447	36,447	39,582	39,582	39,582
204730	511100		Telephone & Postage	1,236	1,700	1,700	1,500	1,700	1,700	1,700	1,700
204730	511300		Utilities	6,282	7,000	7,000	6,500	7,000	7,000	7,000	7,000
204730	511501		Maint & Repair-Equipment	27,753	30,000	20,000	12,500	30,000	30,000	30,000	30,000
204730	511503		Maint & Repair-Vehicles	15,266	13,000	15,500	23,929	13,000	13,000	13,000	13,000
204730	511506		M & R-C&D Landfill Cover	5,000	5,000	2,500	2,500	5,000	5,000	5,000	5,000
204730	511509		Maint & Repair-Heavy Equipment	32,677	40,000	39,000	30,000	40,000	40,000	40,000	40,000
204730	513100		Fuel	47,039	62,500	42,500	22,500	65,000	65,000	65,000	65,000
204730	513300		Supplies	6,450	1,500	1,500	500	1,500	1,500	1,500	1,500
204730	513600		Uniforms	4,792	2,500	5,000	5,500	2,500	2,500	2,500	2,500
204730	515500		Container Purchases	0	38,400	38,400	37,765	0	0	0	0
204730	516100		Shop Overhead	23,231	19,923	19,923	19,923	20,437	24,618	24,618	24,618
204730	525000		Training	0	1,000	1,000	593	1,000	1,000	1,000	1,000
204730	525100		Travel	0	1,000	1,000	641	1,000	1,000	1,000	1,000
204730	525400		Insurance & Bonds	21,277	24,304	24,304	24,304	25,016	34,043	34,043	34,043
204730	525700		Miscellaneous	65	500	500	130	500	500	500	500

C&D Landfill

<u>Org</u>	<u>Object</u>	<u>Project</u>	<u>Description</u>	<u>2015 Actual</u>	<u>2016 Orig Budg</u>	<u>2016 Rev Budg</u>	<u>2016 Projected</u>	<u>2017 Planned</u>	<u>2017 Requested</u>	<u>2017 Managers</u>	<u>2017 Adopted</u>
204730	537400		Capital Outlay	0	0	114,500	112,859	0	0	0	0
204730	555000		Reserve	0	0	0	0	14,466	14,466	0	0
			Org Total	572,052	785,714	871,714	717,385	781,000	809,047	794,581	794,581
			TOTAL EXPENDITURES	572,052	785,714	871,714	717,385	781,000	809,047	794,581	794,581

Emergency Telephone System

<u>Org</u>	<u>Object</u>	<u>Project</u>	<u>Description</u>	<u>2015 Actual</u>	<u>2016 Orig Budg</u>	<u>2016 Rev Budg</u>	<u>2016 Projected</u>	<u>2017 Planned</u>	<u>2017 Requested</u>	<u>2017 Managers</u>	<u>2017 Adopted</u>
Emergency Telephone System Rev											
213527	441200		E911 Surcharge	-312,714	-341,885	-341,885	-341,885	-341,885	-314,628	-314,628	-314,628
213527	450100		Interest Income	-5,038	-4,600	-4,600	-4,000	-5,000	-5,750	-5,750	-5,750
213527	499900		Appropriated Fund Bal	0	-83,274	-83,274	0	-110,561	-110,561	-137,068	-137,068
213527	499900	60062	Appropriated Fund Bal	0	0	-441,251	0	0	0	0	0
Org Total				-317,751	-429,759	-871,010	-345,885	-457,446	-430,939	-457,446	-457,446
TOTAL REVENUES				-317,751	-429,759	-871,010	-345,885	-457,446	-430,939	-457,446	-457,446
Emergency Telephone System											
214527	510700		Contracted Services	742	2,400	2,400	1,000	2,400	2,400	2,400	2,400
214527	510706		SPRINT ALI/ANI Service	96,704	107,312	107,312	107,312	107,312	107,312	107,312	107,312
214527	510708	21002	E911 Wireless Service Provider	19,780	32,730	32,730	30,000	32,730	32,730	32,730	32,730
214527	510725		ECS Motorola	49,114	49,668	49,668	49,668	50,265	50,265	50,265	50,265
214527	510800		Technical Support	0	3,000	3,000	3,000	3,000	3,000	3,000	3,000
214527	511501		Maint & Repair-Equipment	73,278	149,500	149,500	125,000	149,500	149,500	149,500	149,500
214527	511517		Maint & Repair-800 Megahertz	58,392	60,111	60,111	60,111	61,915	61,915	61,915	61,915
214527	513300		Supplies	5,246	7,000	7,000	5,000	7,000	7,000	7,000	7,000
214527	525000		Training	3,000	10,000	10,000	8,000	10,000	10,000	10,000	10,000
214527	525700		Miscellaneous	0	2,000	2,000	0	2,000	2,000	2,000	2,000
214527	537400		Capital Outlay	0	6,038	6,038	6,000	31,324	31,324	31,324	31,324
214527	596100	60062	Trf to Capital Projects Fund	0	0	441,251	441,251	0	0	0	0
Org Total				306,256	429,759	871,010	836,342	457,446	457,446	457,446	457,446
TOTAL EXPENDITURES				306,256	429,759	871,010	836,342	457,446	457,446	457,446	457,446

Beach Nourishment

<u>Org</u>	<u>Object</u>	<u>Project</u>	<u>Description</u>	<u>2015 Actual</u>	<u>2016 Orig Budg</u>	<u>2016 Rev Budg</u>	<u>2016 Projected</u>	<u>2017 Planned</u>	<u>2017 Requested</u>	<u>2017 Managers</u>	<u>2017 Adopted</u>
Other Taxes & Licenses											
223015	405100		Taxes-Occupancy	-8,329,289	-8,338,800	-8,338,800	-8,338,800	-8,588,964	-8,832,260	-8,832,260	-8,832,260
Org Total				-8,329,289	-8,338,800	-8,338,800	-8,338,800	-8,588,964	-8,832,260	-8,832,260	-8,832,260
Investment Earnings											
223040	450100		Interest Income	-164,982	-125,000	-125,000	-229,763	-50,000	-311,154	-311,154	-311,154
Org Total				-164,982	-125,000	-125,000	-229,763	-50,000	-311,154	-311,154	-311,154
Other Financing Sources											
223090	499900		Appropriated Fund Bal	0	-17,673,086	-19,100,073	0	0	0	0	0
223090	499900	00609	AFB Inlet Maint-OI Dredging	0	0	-1,000,000	0	0	0	0	0
Org Total				0	-17,673,086	-20,100,073	0	0	0	0	0
TOTAL REVENUES				-8,494,271	-26,136,886	-28,563,873	-8,568,563	-8,638,964	-9,143,414	-9,143,414	-9,143,414
Debt Service											
224495	548206		DS Prin LOBs 2016B	0	0	0	0	0	0	0	3,475,000
224495	548207		DS Prin LOBs 2016C	0	0	0	0	0	0	0	1,435,000
224495	549206		DS Int LOBs 2016B	0	0	0	0	0	0	0	146,846
224495	549207		DS Int LOBs 2016C	0	0	0	0	0	0	0	153,728
Org Total				0	0	0	0	0	0	0	5,210,574
Beach Nourishment											
224580	525771		Sand Fencing Duck	22,625	24,000	24,000	24,000	24,000	24,000	24,000	24,000
224580	525772		Sand Fencing NH	24,000	24,000	24,000	24,000	24,000	24,000	24,000	24,000
224580	525773		Sand Fencing KDH	24,000	24,000	24,000	24,000	24,000	24,000	24,000	24,000
224580	525774		Sand Fencing KH	4,769	24,000	24,000	24,000	24,000	24,000	24,000	24,000
224580	525775		Sand Fencing SS	24,000	24,000	24,000	24,000	24,000	24,000	24,000	24,000
224580	525776		Sand Fencing Hatteras Island	0	15,000	15,000	15,000	15,000	15,000	15,000	15,000
224580	537610		Beach Nourishment Nags Head	2,000,000	2,000,000	2,000,000	2,000,000	0	0	0	0
224580	537613		Beach Nourishment KDH	71,580	0	0	0	0	0	0	0
224580	537614		Beach Nourishment Kitty Hawk	149,819	0	0	0	0	0	0	0
224580	537615	60299	Beach Nourishment Buxton	699,646	0	1,084,130	1,084,130	5,875,000	0	0	0
224580	537621		Beach Nourishment Duck	27,247	7,700,000	750,000	750,000	397,525	0	0	0
224580	537623		Beach Nourishment KDH	68,065	5,045,309	499,815	499,815	0	0	0	0
224580	537624		Beach Nourishment KH	411,831	11,254,691	498,187	498,187	1,627,571	0	0	0
224580	537631		BN Duck Precon	0	0	84,419	84,419	0	0	0	0
224580	537633		BN KDH Precon	0	0	55,401	55,401	0	0	0	0

Beach Nourishment

<u>Org</u>	<u>Object</u>	<u>Project</u>	<u>Description</u>	<u>2015 Actual</u>	<u>2016 Orig Budg</u>	<u>2016 Rev Budg</u>	<u>2016 Projected</u>	<u>2017 Planned</u>	<u>2017 Requested</u>	<u>2017 Managers</u>	<u>2017 Adopted</u>
224580	537634		BN KH Precon	0	0	123,992	123,992	0	0	0	0
224580	537641		BN Duck Const	0	0	6,838,334	0	0	0	0	0
224580	537643		BN KDH Const	0	0	4,422,028	0	0	0	0	0
224580	537644		BN KH Const	0	0	10,220,681	0	0	0	0	0
224580	555000		Reserve	0	0	0	0	601,982	6,007,104	6,007,104	796,530
Org Total				3,527,581	26,135,000	26,711,987	5,230,944	8,637,078	6,142,104	6,142,104	931,530
Shoreline Mgmt Commission											
224585	510941		OH per Cost Allocation Plan	2,035	1,886	1,886	1,886	1,886	1,310	1,310	1,310
Org Total				2,035	1,886	1,886	1,886	1,886	1,310	1,310	1,310
Tfr to Inlet Maint-OI Dredging											
224925	592500	00609	Trf to Inlet Maint-OI Dredging	0	0	1,850,000	1,000,000	0	3,000,000	3,000,000	3,000,000
Org Total				0	0	1,850,000	1,000,000	0	3,000,000	3,000,000	3,000,000
TOTAL EXPENDITURES				3,529,616	26,136,886	28,563,873	6,232,830	8,638,964	9,143,414	9,143,414	9,143,414

Social Services ABC

<u>Org</u>	<u>Object</u>	<u>Project</u>	<u>Description</u>	<u>2015</u> <u>Actual</u>	<u>2016</u> <u>Orig Budg</u>	<u>2016</u> <u>Rev Budg</u>	<u>2016</u> <u>Projected</u>	<u>2017</u> <u>Planned</u>	<u>2017</u> <u>Requested</u>	<u>2017</u> <u>Managers</u>	<u>2017</u> <u>Adopted</u>
Social Services ABC Revenue											
233618	412300		ABC Profits	-744,161	-650,000	-650,000	-775,000	-655,000	-700,000	-725,000	-725,000
233618	450100		Interest Income	-1,246	-800	-800	-1,250	-880	-875	-875	-875
233618	499900		Appropriated Fund Bal	0	-249,770	-249,770	0	-45,000	-45,000	-30,858	-30,858
Org Total				-745,407	-900,570	-900,570	-776,250	-700,880	-745,875	-756,733	-756,733
TOTAL REVENUES				-745,407	-900,570	-900,570	-776,250	-700,880	-745,875	-756,733	-756,733
Social Services											
234618	511502		Maint & Repair-Building	1,390	0	0	0	0	0	0	0
234618	555016		Reserved for K cost settlemnt	0	0	0	0	1,137	0	0	0
234618	592300		Trnfr to Gen Fund frm DSSFH	400,000	735,000	735,000	735,000	635,000	696,683	756,733	756,733
234618	596100		Trf to Capital Projects Fund	0	165,570	165,570	165,570	64,743	0	0	0
Org Total				401,390	900,570	900,570	900,570	700,880	696,683	756,733	756,733
TOTAL EXPENDITURES				401,390	900,570	900,570	900,570	700,880	696,683	756,733	756,733

Sanitation

<u>Org</u>	<u>Object</u>	<u>Project</u>	<u>Description</u>	<u>2015 Actual</u>	<u>2016 Orig Budg</u>	<u>2016 Rev Budg</u>	<u>2016 Projected</u>	<u>2017 Planned</u>	<u>2017 Requested</u>	<u>2017 Managers</u>	<u>2017 Adopted</u>
Sanitation Revenue											
243720	400103		Taxes-Ad Valorem 2003	-116	0	0	-30	0	0	0	0
243720	400104		Taxes-Ad Valorem 2004	-152	0	0	-32	0	0	0	0
243720	400105		Taxes-Ad Valorem 2005	-215	0	0	-255	0	0	0	0
243720	400106		Taxes-Ad Valorem 2006	-231	0	0	-317	0	0	0	0
243720	400107		Taxes-Ad Valorem 2007	-213	0	0	-264	0	0	0	0
243720	400108		Taxes-Ad Valorem 2008	-640	0	0	-338	0	0	0	0
243720	400109		Taxes-Ad Valorem 2009	-1,764	0	0	-675	0	0	0	0
243720	400110		Taxes-Ad Valorem 2010	-2,152	0	0	-1,188	0	0	0	0
243720	400111		Taxes-Ad Valorem 2011	-2,662	0	0	-1,551	0	0	0	0
243720	400112		Taxes-Ad Valorem 2012	-7,654	-5,000	-5,000	-2,106	-5,000	0	0	0
243720	400113		Taxes-Ad Valorem 2013	-41,582	-42,500	-42,500	-3,338	-40,000	0	0	0
243720	400114		Taxes-Ad Valorem 2014	-3,789,882	-3,952,014	-3,952,014	-74,624	-3,980,000	-4,000	-4,000	-4,000
243720	400115		Taxes-Ad Valorem 2015	0	0	0	-3,951,548	0	-40,000	-45,000	-45,000
243720	400116		Taxes-Ad Valorem 2016	0	0	0	0	0	-4,005,000	-3,952,000	-3,952,000
243720	400313		Taxes - NCVTS MV 2013	-39,422	0	0	0	0	0	0	0
243720	400314		Taxes - NCVTS MV 2014	-122,783	0	0	0	0	0	0	0
243720	400315		Taxes-NCVTS MV 2015	0	0	0	0	0	0	0	0
243720	400501		Taxes-Penalty & Interest	-17,833	-17,500	-17,500	-15,980	-17,500	-17,500	-17,500	-17,500
243720	400511		NCVTS MV Interest	-1,260	0	0	-1,048	0	0	0	0
243720	400576		MVInt & LL Fees to F&F	2,550	2,750	2,750	2,699	2,750	-2,750	2,750	2,750
243720	430070		Landfill Tipping Fees	-7,609	-6,000	-6,000	-5,849	-6,000	-6,000	-6,000	-6,000
243720	441055		NCDOT Interest on VTS Deposits	-57	0	0	-69	0	0	0	0
243720	441301		Container Sales	-130,921	-125,000	-125,000	-142,508	-125,000	-125,000	-125,000	-125,000
243720	441310		Town of Kitty Hawk Contract	-533,543	-475,000	-475,000	-525,000	-475,000	-475,000	-475,000	-475,000
243720	441311		Town of So Shores Contract	-236,222	-225,000	-225,000	-230,000	-225,000	-225,000	0	0
243720	441320		NC Aquarium	-1,600	-1,550	-1,550	-1,500	-1,575	-1,575	-1,550	-1,550
243720	441321		DOT Manns Harbor	-3,583	-3,400	-3,400	-3,400	-3,500	-3,500	-3,500	-3,500
243720	441322		DOT Hatteras	-3,651	-3,400	-3,400	-3,400	-3,500	-3,500	-3,500	-3,500
243720	441323		NC Forest Service	-1,706	-1,500	-1,500	-1,500	-1,600	-1,600	-1,600	-1,600
243720	441330		USFW Aligator River	-1,046	-1,000	-1,000	-1,000	-1,000	-1,000	-1,000	-1,000
243720	441341		Gateway Visitor Center	-1,086	-1,000	-1,000	-1,000	-1,000	-1,000	-1,000	-1,000
243720	450100		Interest Income	-15,660	-10,500	-10,500	-10,500	-11,500	-11,500	-11,500	-11,500

Sanitation

<u>Org</u>	<u>Object</u>	<u>Project</u>	<u>Description</u>	<u>2015 Actual</u>	<u>2016 Orig Budg</u>	<u>2016 Rev Budg</u>	<u>2016 Projected</u>	<u>2017 Planned</u>	<u>2017 Requested</u>	<u>2017 Managers</u>	<u>2017 Adopted</u>
243720	470100		Proceeds Lease Purchases	-730,000	-476,000	-476,000	-476,000	-497,000	-497,000	-465,000	-465,000
243720	499900		Appropriated Fund Bal	0	-335,191	-335,191	0	-310,739	-310,739	-345,339	-345,339
Org Total				-5,692,696	-5,678,805	-5,678,805	-5,452,321	-5,702,164	-5,731,664	-5,455,739	-5,455,739
TOTAL REVENUES				-5,692,696	-5,678,805	-5,678,805	-5,452,321	-5,702,164	-5,731,664	-5,455,739	-5,455,739
Debt Service											
244495	548100		DS Prin LP-Undistributed	0	42,963	42,963	0	216,711	54,841	41,971	41,971
244495	548129		DS Prin LP Sun Veh 2013	274,214	207,765	207,765	207,765	0	0	0	0
244495	548130		DS Prin LP BanC Veh 2014	271,416	273,965	273,965	273,965	207,162	207,162	207,162	207,162
244495	548132		DS Prin LP BanC Veh 2015	59,920	241,329	241,329	241,329	243,993	243,993	243,993	243,993
244495	548133		DS Prin LP BanC Veh 2016	0	0	0	38,998	0	157,199	157,199	157,199
244495	549129		DS Int LP Sun Veh 2013	4,420	1,212	1,212	1,212	0	0	0	0
244495	549130		DS Int LP BanC Veh 2014	6,093	3,544	3,544	3,544	971	971	971	971
244495	549132		DS Int LP BanC Veh 2015	2,006	6,372	6,372	6,372	3,709	3,709	3,709	3,709
244495	549133		DS Int LP BanC Veh 2016	0	0	0	1,470	0	4,671	4,671	4,671
Org Total				618,068	777,150	777,150	774,655	672,546	672,546	659,676	659,676
Sanitation											
244720	500200		Salaries	623,598	663,096	683,096	615,418	661,596	663,255	582,717	582,717
244720	500300		FICA	45,586	50,727	52,258	45,085	50,612	50,739	44,578	44,578
244720	500400		Retirement	43,959	45,157	46,491	41,647	45,055	48,086	42,247	42,247
244720	500500		Health Insurance	245,233	247,644	247,644	247,644	260,027	284,814	243,602	243,602
244720	500700		Retiree Health Insurance	1,199	1,160	1,160	1,160	1,158	1,161	1,020	1,020
244720	500701		Retiree Medicare Supplemental	17,298	18,153	18,153	18,153	18,972	18,972	18,972	18,972
244720	500705		Retiree Health Pre-65	39,720	77,167	77,167	77,167	77,167	70,032	70,032	70,032
244720	500900		Longevity	11,317	9,455	9,455	7,984	10,115	7,300	7,300	7,300
244720	501000		Salary Adjustment-COLA	0	22,865	0	0	45,730	22,865	22,865	22,865
244720	510714		MV Cost of Collection	6,362	4,250	4,250	5,856	4,250	4,250	5,000	5,000
244720	510900		Professional Services	19,824	22,500	25,500	17,500	22,500	22,500	22,500	22,500
244720	510905		ARSWA	188,243	193,243	193,243	196,794	198,243	198,243	198,243	198,243
244720	510941		OH per Cost Allocation Plan	173,964	178,063	178,063	178,063	178,063	199,512	199,512	199,512
244720	511100		Telephone & Postage	7,784	8,500	10,500	10,000	8,750	8,750	8,750	8,750
244720	511300		Utilities	3,882	3,750	3,750	4,500	3,750	3,750	3,750	3,750
244720	511503		Maint & Repair-Vehicles	258,841	240,000	240,000	225,000	245,000	245,000	203,000	203,000
244720	512102		Leases-Copiers	1,261	994	994	750	994	994	994	994

Sanitation

<u>Org</u>	<u>Object</u>	<u>Project</u>	<u>Description</u>	<u>2015 Actual</u>	<u>2016 Orig Budg</u>	<u>2016 Rev Budg</u>	<u>2016 Projected</u>	<u>2017 Planned</u>	<u>2017 Requested</u>	<u>2017 Managers</u>	<u>2017 Adopted</u>
244720	512103		Leases-PC's	812	870	870	465	870	0	0	0
244720	513100		Fuel	277,188	350,000	295,000	185,000	375,000	375,000	323,000	323,000
244720	513300		Supplies	6,148	12,000	12,000	9,000	12,000	12,000	12,000	12,000
244720	513600		Uniforms	14,899	8,000	8,000	7,750	8,000	8,000	8,000	8,000
244720	515500		Container Purchases	138,091	125,000	175,000	158,524	125,000	125,000	125,000	125,000
244720	516100		Shop Overhead	318,744	348,316	348,316	348,316	357,310	362,934	362,934	362,934
244720	525100		Travel	0	1,000	1,000	0	1,000	1,000	1,000	1,000
244720	525400		Insurance & Bonds	92,519	90,495	90,495	90,495	93,206	95,797	95,797	95,797
244720	525600		Advertising & Promotion	2,379	2,500	2,500	2,250	2,500	2,500	2,500	2,500
244720	525700		Miscellaneous	639	750	750	750	750	750	750	750
244720	537400		Capital Outlay	782,448	476,000	476,000	458,014	497,000	497,000	465,000	465,000
244720	551800		Tipping Fees	1,656,558	1,700,000	1,700,000	1,669,373	1,725,000	1,725,000	1,725,000	1,725,000
Org Total				4,978,496	4,901,655	4,901,655	4,622,658	5,029,618	5,055,204	4,796,063	4,796,063
TOTAL EXPENDITURES				5,596,564	5,678,805	5,678,805	5,397,313	5,702,164	5,727,750	5,455,739	5,455,739

Inlet Maintenance

<u>Org</u>	<u>Object</u>	<u>Project</u>	<u>Description</u>	<u>2015</u> <u>Actual</u>	<u>2016</u> <u>Orig Budg</u>	<u>2016</u> <u>Rev Budg</u>	<u>2016</u> <u>Projected</u>	<u>2017</u> <u>Planned</u>	<u>2017</u> <u>Requested</u>	<u>2017</u> <u>Managers</u>	<u>2017</u> <u>Adopted</u>
Inlet Maintenance Revenues											
253571	491000		Transfer from General Fund	0	-1,250,000	-500,000	-1,250,000	0	0	0	0
253571	492200		Transfer frm Bch Nrshmnt-OccTx	0	-1,000,000	-1,850,000	-1,000,000	-3,000,000	-3,000,000	-3,000,000	-3,000,000
253571	496100		Trf frm Cap Proj Fund	0	-750,000	-750,000	0	0	0	0	0
Org Total				0	-3,000,000	-3,100,000	-2,250,000	-3,000,000	-3,000,000	-3,000,000	-3,000,000
TOTAL REVENUES				0	-3,000,000	-3,100,000	-2,250,000	-3,000,000	-3,000,000	-3,000,000	-3,000,000
Inlet Maintenance											
254571	559900		Inlet Maintenance	0	3,000,000	3,000,000	2,250,000	3,000,000	3,000,000	3,000,000	3,000,000
Org Total				0	3,000,000	3,000,000	2,250,000	3,000,000	3,000,000	3,000,000	3,000,000
TOTAL EXPENDITURES				0	3,000,000	3,000,000	2,250,000	3,000,000	3,000,000	3,000,000	3,000,000

Donations

<u>Org</u>	<u>Object</u>	<u>Project</u>	<u>Description</u>	<u>2015 Actual</u>	<u>2016 Orig Budg</u>	<u>2016 Rev Budg</u>	<u>2016 Projected</u>	<u>2017 Planned</u>	<u>2017 Requested</u>	<u>2017 Managers</u>	<u>2017 Adopted</u>
Other Donations											
263050	465049		Dare County Youth Impoundment	0	0	-10,640	-10,640	0	0	0	0
263050	465063		OB Pedestrian/Bike Safety Comm	0	-2,000	-5,478	-5,478	-2,000	0	0	0
263050	465065		Veteran's Advisory Committee	-500	-2,000	-4,894	-4,894	-2,000	-500	-500	-500
263050	465066		Outer Banks Natl Scenic Byway	-2,000	0	-3,100	-3,100	0	0	0	0
			Org Total	-2,500	-4,000	-24,112	-24,112	-4,000	-500	-500	-500
Other Donations-DSS											
263051	465067		Thanksgiving Donations (RIWC)	0	0	-5,000	-5,000	0	0	0	0
			Org Total	0	0	-5,000	-5,000	0	0	0	0
Health Donations											
263052	465060		Health Donations	-5,456	0	-1,382	-1,382	0	0	0	0
			Org Total	-5,456	0	-1,382	-1,382	0	0	0	0
Sheriff Donations											
263510	465046		Sheriff Donations	-1,267	-2,000	-7,929	-7,929	-2,000	-4,000	-4,000	-4,000
			Org Total	-1,267	-2,000	-7,929	-7,929	-2,000	-4,000	-4,000	-4,000
Jail Donations											
263520	465000		Jail Donations	-456	-1,000	-1,044	-1,044	-1,000	-500	-500	-500
			Org Total	-456	-1,000	-1,044	-1,044	-1,000	-500	-500	-500
EMS Donations											
263531	465021		EMS Donations	0	-500	-4,436	-4,436	-500	0	0	0
			Org Total	0	-500	-4,436	-4,436	-500	0	0	0
Recreation Donations											
263640	465012		F.C. Minton Fund	-22,242	-5,000	-21,205	-21,205	-5,000	-5,000	-5,000	-5,000
263640	465041		HI Parks & Rec Donations	-2,441	-500	-3,592	-3,592	-500	-500	-500	-500
263640	465043		KDH Youth Center Donations	0	0	-4,527	-4,527	0	0	0	0
			Org Total	-24,683	-5,500	-29,324	-29,324	-5,500	-5,500	-5,500	-5,500
Dare County Center Donations											
263659	465059		Dare County Center Donations	-1,153	0	-3,210	-3,210	0	0	0	0
			Org Total	-1,153	0	-3,210	-3,210	0	0	0	0
Youth Services Donations											
263665	465014		Friends of Youth Donations	-6,431	-3,000	-6,949	-6,949	-3,000	-5,000	-5,000	-5,000
			Org Total	-6,431	-3,000	-6,949	-6,949	-3,000	-5,000	-5,000	-5,000
			TOTAL REVENUES	-41,945	-16,000	-83,386	-83,386	-16,000	-15,500	-15,500	-15,500

Non-Departmental

Donations

<u>Org</u>	<u>Object</u>	<u>Project Description</u>	<u>2015 Actual</u>	<u>2016 Orig Budg</u>	<u>2016 Rev Budg</u>	<u>2016 Projected</u>	<u>2017 Planned</u>	<u>2017 Requested</u>	<u>2017 Managers</u>	<u>2017 Adopted</u>
264490	665049	Dare County Youth Impoundment	0	0	10,640	10,640	0	0	0	0
264490	665063	OB Pedestrian/Bike Safety Comm	0	2,000	5,478	5,478	2,000	0	0	0
264490	665065	Veteran's Advisory Committee	500	2,000	4,894	4,894	2,000	500	500	500
264490	665066	Outer Banks Natl Scenic Byway	2,000	0	3,100	3,100	0	0	0	0
		Org Total	2,500	4,000	24,112	24,112	4,000	500	500	500
Sheriff										
264510	665046	Sheriff Donations	1,267	2,000	7,929	7,929	2,000	4,000	4,000	4,000
		Org Total	1,267	2,000	7,929	7,929	2,000	4,000	4,000	4,000
Jail										
264520	665000	Jail Inmate Programs	456	1,000	1,044	1,044	1,000	500	500	500
		Org Total	456	1,000	1,044	1,044	1,000	500	500	500
EMS										
264531	665021	EMS Donations	0	500	4,436	4,436	500	0	0	0
		Org Total	0	500	4,436	4,436	500	0	0	0
Health										
264600	665060	Health Donations	5,456	0	1,382	1,382	0	0	0	0
		Org Total	5,456	0	1,382	1,382	0	0	0	0
DSS										
264610	665067	Thanksgiving Donations (RIWC)	0	0	5,000	5,000	0	0	0	0
		Org Total	0	0	5,000	5,000	0	0	0	0
Recreation										
264640	665012	F.C. Minton Fund	22,242	5,000	21,205	21,205	5,000	5,000	5,000	5,000
264640	665041	HI Parks & Rec Donations	2,441	500	3,592	3,592	500	500	500	500
264640	665043	KDH Youth Center Donations	0	0	4,527	4,527	0	0	0	0
		Org Total	24,683	5,500	29,324	29,324	5,500	5,500	5,500	5,500
Dare County Center										
264659	665059	Dare County Center Donation Ex	1,153	0	3,210	3,210	0	0	0	0
		Org Total	1,153	0	3,210	3,210	0	0	0	0
Youth Services										
264665	665014	Friends of Youth Donations	6,431	3,000	6,949	6,949	3,000	5,000	5,000	5,000
		Org Total	6,431	3,000	6,949	6,949	3,000	5,000	5,000	5,000
		TOTAL EXPENDITURES	41,945	16,000	83,386	83,386	16,000	15,500	15,500	15,500

Capital Reserve

<u>Org</u>	<u>Object</u>	<u>Project</u>	<u>Description</u>	<u>2015 Actual</u>	<u>2016 Orig Budg</u>	<u>2016 Rev Budg</u>	<u>2016 Projected</u>	<u>2017 Planned</u>	<u>2017 Requested</u>	<u>2017 Managers</u>	<u>2017 Adopted</u>
Capital Reserve Revenue											
273925	407000		Realty Transfer Tax	-6,138,958	-5,979,908	-5,979,908	-6,473,954	-6,189,205	-6,237,011	-6,354,930	-6,354,930
273925	407100		Tax Distributions to Towns	2,148,636	2,092,968	2,092,968	2,313,009	2,166,222	2,182,954	2,224,226	2,224,226
273925	450100		Interest Income	-7,422	-8,145	-8,145	-4,001	-15,300	-14,500	-7,475	-7,475
273925	496300		Transfer from School Cap Proj	0	0	-457,205	-457,205	0	0	0	0
273925	499900		Appropriated Fund Bal	0	0	0	0	0	0	0	0
273925	499900	60062	Appropriated Fund Bal	0	0	-353,000	0	0	0	0	0
Org Total				-3,997,744	-3,895,085	-4,705,290	-4,622,151	-4,038,283	-4,068,557	-4,138,179	-4,138,179
TOTAL REVENUES				-3,997,744	-3,895,085	-4,705,290	-4,622,151	-4,038,283	-4,068,557	-4,138,179	-4,138,179
Capital Reserve Transfers											
274925	555009		Reserved for CIP	0	2,026,585	30,481	0	2,319,783	2,229,057	2,245,718	2,167,559
274925	591081		TFR-To GF S06 COPs Debt Srvc	668,500	593,500	593,500	593,500	518,500	518,500	518,500	518,500
274925	591082		TFR-To GF S98 COPs Debt Srvc	275,000	250,000	250,000	250,000	225,000	225,000	225,000	225,000
274925	591083		TFR-To GF S16A LOBs DS	0	0	0	0	0	121,000	121,000	100,000
274925	591084		TRF-To GF S2016B LOBs DS	0	0	0	0	0	0	0	99,159
274925	591085		TRF-To GF FY02 CIP Debt Service	206,500	225,000	225,000	225,000	200,000	200,000	252,961	252,961
274925	591089		Tfr to GF - S2008 IF	825,000	800,000	800,000	800,000	775,000	775,000	775,000	775,000
274925	596100	60062	Trf to Capital Projects Fund	0	0	810,205	810,205	0	0	0	0
274925	596100	60300	Trf to Capital Projects Fund	0	0	165,000	165,000	0	0	0	0
274925	596100	60301	Trf to Capital Projects Fund	0	0	57,184	57,184	0	0	0	0
274925	596100	60302	Trf to Capital Projects Fund	0	0	125,000	125,000	0	0	0	0
274925	596100	60303	Trf to Capital Projects Fund	0	0	125,400	125,400	0	0	0	0
274925	596100	60304	Trf to Capital Projects Fund	0	0	80,837	80,837	0	0	0	0
274925	596100	60305	Trf to Capital Projects Fund	0	0	71,000	71,000	0	0	0	0
274925	596100	60306	Trf to Capital Projects Fund	0	0	105,183	105,183	0	0	0	0
274925	596100	60307	Trf to Capital Projects Fund	0	0	116,500	116,500	0	0	0	0
274925	596300	98416	Tfr-S Cap Projects	0	0	650,000	650,000	0	0	0	0
274925	596300	98426	Tfr-S Cap Projects	0	0	500,000	500,000	0	0	0	0
Org Total				1,975,000	3,895,085	4,705,290	4,674,809	4,038,283	4,068,557	4,138,179	4,138,179
TOTAL EXPENDITURES				1,975,000	3,895,085	4,705,290	4,674,809	4,038,283	4,068,557	4,138,179	4,138,179

Disaster Recovery

<u>Org</u>	<u>Object</u>	<u>Project</u>	<u>Description</u>	<u>2015 Actual</u>	<u>2016 Orig Budg</u>	<u>2016 Rev Budg</u>	<u>2016 Projected</u>	<u>2017 Planned</u>	<u>2017 Requested</u>	<u>2017 Managers</u>	<u>2017 Adopted</u>
Investment Earnings											
283040	450100		Interest Income	-3,426	-3,500	-3,500	-3,500	-3,500	-3,500	-3,500	-3,500
			Org Total	-3,426	-3,500	-3,500	-3,500	-3,500	-3,500	-3,500	-3,500
Other Financing Sources											
283090	499900		Appropriated Fund Bal	0	-104,413	-104,413	-104,413	-104,809	-104,809	-104,809	-104,809
			Org Total	0	-104,413	-104,413	-104,413	-104,809	-104,809	-104,809	-104,809
			TOTAL REVENUES	-3,426	-107,913	-107,913	-107,913	-108,309	-108,309	-108,309	-108,309
General Government											
284490	510801		Tyler TCM Disaster Recovery	7,536	7,913	7,913	7,913	8,309	8,309	8,309	8,309
284490	550000		Emergency Operations	0	100,000	100,000	100,000	100,000	100,000	100,000	100,000
			Org Total	7,536	107,913	107,913	107,913	108,309	108,309	108,309	108,309
			TOTAL EXPENDITURES	7,536	107,913	107,913	107,913	108,309	108,309	108,309	108,309

Water

<u>Org</u>	<u>Object</u>	<u>Project</u>	<u>Description</u>	<u>2015 Actual</u>	<u>2016 Orig Budg</u>	<u>2016 Rev Budg</u>	<u>2016 Projected</u>	<u>2017 Planned</u>	<u>2017 Requested</u>	<u>2017 Managers</u>	<u>2017 Adopted</u>
Water Revenue											
363800	448001		Water Sales-Manteo	-137,773	-130,000	-130,000	-140,000	-130,000	-120,000	-120,000	-120,000
363800	448002		Water Sales-Nags Head	-806,494	-765,000	-765,000	-775,000	-765,000	-765,000	-765,000	-765,000
363800	448003		Water Sales-Kill Devil Hills	-795,879	-775,000	-775,000	-795,000	-775,000	-775,000	-775,000	-775,000
363800	448009		Water Sales-PY Contract Reconc	-101,814	0	0	-19,872	0	0	0	0
363800	448100		Water Sales-Distribution	-6,934,728	-6,801,120	-6,801,120	-7,000,000	-6,949,598	-6,949,598	-6,949,598	-6,949,598
363800	448106		Water Sales-CH Water	-2,178,955	-2,118,381	-2,118,381	-2,125,000	-2,164,629	-2,164,629	-2,164,629	-2,164,629
363800	448109		Water Sales-SP Water	-36,838	-32,000	-32,000	-36,500	-32,000	-32,000	-32,000	-32,000
363800	448119		Wastewater Charges-Stumpy Pt	-63,514	-60,000	-60,000	-62,500	-60,000	-60,000	-60,000	-60,000
363800	448120		Penalties Assessed	-113,067	-111,323	-111,323	-116,000	-113,549	-113,549	-113,549	-113,549
363800	448130		Reconnect Fees	-10,250	0	0	-12,000	0	0	0	0
363800	448136		Reconnect Fees-Hatteras	-1,950	0	0	-2,750	0	0	0	0
363800	448201		Water Saver Kits	-32	-100	-100	-25	-100	-100	-100	-100
363800	448300		Service Fees	-3,300	-2,185	-2,185	-3,250	-2,229	-2,229	-2,229	-2,229
363800	448306		Fees-CH Water	-820	-546	-546	-525	-557	-557	-557	-557
363800	448311		Connection Fees	-57,037	-88,434	-88,434	-71,000	-90,203	-90,203	-90,203	-90,203
363800	448312		Connection Fees-RWS	-3,020	0	0	0	0	0	0	0
363800	448313		Connection Fees-Hatteras	-12,630	0	0	0	0	0	0	0
363800	448321		Initial Impact Fee	-324,885	-126,788	-126,788	-325,000	-133,127	-232,452	-233,452	-233,452
363800	448322		Initial Impact Fees-RWS	-15,000	0	0	0	0	0	0	0
363800	448323		Initial Impact Fees-Hatteras	-58,500	0	0	0	0	0	0	0
363800	448331		Expanding Area Policy Fees	-1,500	-1,040	-1,040	-1,000	-1,061	-1,061	-1,061	-1,061
363800	448332		Expanding Area Policy-RWS	-1,000	0	0	0	0	0	0	0
363800	448333		Expanding Area Policy-Hatteras	-500	0	0	0	0	0	0	0
363800	448805		Water Assessments	-446,045	-450,000	-450,000	-430,000	-425,000	-468,800	-468,800	-468,800
363800	450100		Interest Income	-168,253	-165,000	-165,000	-150,000	-175,000	-169,728	-169,728	-169,728
363800	450107		Interest - Assessments	-22	0	0	0	0	0	0	0
363800	450108		Interest-Payment Plans	-298	0	0	0	0	0	0	0
363800	460100		Miscellaneous Revenue	-505,521	-416,160	-416,160	-525,000	-417,338	-424,483	-424,483	-424,483
363800	460900		Credit Card Acceptance Fees	0	0	0	0	0	0	0	0
363800	499900		Appropriated Fund Bal	0	0	-2,090,017	0	0	0	0	0
Org Total				-12,779,625	-12,043,077	-14,133,094	-12,590,422	-12,234,391	-12,369,389	-12,370,389	-12,370,389
TOTAL REVENUES				-12,779,625	-12,043,077	-14,133,094	-12,590,422	-12,234,391	-12,369,389	-12,370,389	-12,370,389

Water

<u>Org</u>	<u>Object</u>	<u>Project</u>	<u>Description</u>	<u>2015 Actual</u>	<u>2016 Orig Budg</u>	<u>2016 Rev Budg</u>	<u>2016 Projected</u>	<u>2017 Planned</u>	<u>2017 Requested</u>	<u>2017 Managers</u>	<u>2017 Adopted</u>
Water-CHW											
364811	500200	36004	Salaries-CHP	269,348	275,755	282,755	282,755	274,702	252,237	242,856	242,856
364811	500200	36005	Salaries-CHD	187,259	183,939	188,939	188,939	183,236	224,393	218,251	218,251
364811	500300	36004	FICA-CHP	20,137	21,095	21,630	21,500	21,015	19,297	18,579	18,579
364811	500300	36005	FICA-CHD	13,919	14,071	14,454	14,250	14,018	17,165	16,695	16,695
364811	500400	36004	Retirement-CHP	118	18,779	19,246	19,246	18,707	18,287	17,607	17,607
364811	500400	36005	Retirement-CHD	-31	12,526	12,860	12,860	12,478	16,270	15,825	15,825
364811	500500	36004	Health Insurance-CHP	60,809	67,852	67,852	67,852	71,248	78,848	78,848	78,848
364811	500500	36005	Health Insurance-CHD	60,481	56,769	56,769	56,769	59,609	77,897	77,897	77,897
364811	500700	36004	Retiree Health Insurance	47,353	483	483	483	481	440	424	424
364811	500700	36005	Retiree Health Insurance	47,292	322	322	322	321	393	382	382
364811	500705		Retiree Health Pre-65	23,720	25,522	25,522	25,522	25,522	25,957	25,957	25,957
364811	500900	36004	Longevity	5,227	5,610	5,610	6,661	6,380	5,175	5,175	5,175
364811	500900	36005	Longevity-CHD	3,214	3,205	3,205	3,205	3,755	3,490	3,490	3,490
364811	510700	36004	Contracted Services-CHP	49,036	55,000	60,300	50,000	25,000	25,000	25,000	25,000
364811	510700	36005	Contracted Services-CHD	2,983	5,000	5,000	3,000	5,000	5,000	5,000	5,000
364811	510900	36004	Professional Services-CHP	1,362	10,000	10,000	9,500	5,000	5,000	5,000	5,000
364811	510900	36005	Professional Services-CHD	0	5,000	7,950	2,000	5,000	5,000	5,000	5,000
364811	510915		Water Administration	99,256	119,894	119,894	119,894	136,529	136,529	123,914	123,914
364811	510941		OH per Cost Allocation Plan	92,526	103,992	103,992	103,992	103,992	102,038	102,038	102,038
364811	511100	36005	Telephone & Postage-CHD	34,448	31,500	31,500	35,000	31,500	35,000	35,000	35,000
364811	511300	36004	Utilities-CHP	263,162	275,000	275,000	265,000	275,000	275,000	275,000	275,000
364811	511300	36005	Utilities-CHD	18,615	16,000	16,000	16,000	16,000	16,000	16,000	16,000
364811	511501	36004	Maint & Repair-Equipment-CHP	25,903	35,000	35,000	26,000	36,000	36,000	36,000	36,000
364811	511501	36005	Maint & Repair-Equipment-CHD	30,643	36,000	36,000	32,000	37,000	37,000	37,000	37,000
364811	511503	36004	Maint & Repair-Vehicles-CHP	994	2,000	2,000	1,000	2,000	2,000	2,000	2,000
364811	511503	36005	Maint & Repair-Vehicles-CHD	1,227	3,500	3,500	2,500	3,500	3,500	3,500	3,500
364811	511510	36004	Maint & Repair-SCADA-CHP	3,267	5,000	5,000	3,300	5,000	5,000	5,000	5,000
364811	511511	36005	Maint & Repair-Distr Lines-CHD	38,382	40,000	40,000	38,000	40,000	40,000	40,000	40,000
364811	511512	36004	Maint & Repair-Wellfield-CHP	2,391	2,000	2,000	1,000	2,000	2,000	2,000	2,000
364811	512102	36005	Leases-Copiers-CHD	1,002	432	432	1,000	432	432	432	432
364811	512103	36004	Leases-PC's-CHP	1,138	1,305	1,305	0	1,305	910	910	910
364811	512103	36005	Leases-PC's-CHD	1,218	1,305	1,305	0	1,305	1,365	1,365	1,365

Water

<u>Org</u>	<u>Object</u>	<u>Project</u>	<u>Description</u>	<u>2015 Actual</u>	<u>2016 Orig Budg</u>	<u>2016 Rev Budg</u>	<u>2016 Projected</u>	<u>2017 Planned</u>	<u>2017 Requested</u>	<u>2017 Managers</u>	<u>2017 Adopted</u>
364811	513100	36004	Fuel-CHP	6,636	7,500	7,500	6,500	8,000	8,000	8,000	8,000
364811	513100	36005	Fuel-CHD	12,386	13,000	13,000	11,000	13,500	13,500	13,500	13,500
364811	513300	36004	Supplies-CHP	5,831	7,500	7,500	6,000	7,500	7,500	7,500	7,500
364811	513300	36005	Supplies-CHD	6,120	5,000	5,000	4,500	5,000	5,000	5,000	5,000
364811	513301	36004	Supplies-Office-CHP	863	1,100	1,100	1,000	1,100	1,100	1,100	1,100
364811	513301	36005	Supplies-Office-CHD	320	1,000	1,000	800	1,000	1,000	1,000	1,000
364811	513304	36004	Supplies-Electrical-CHP	2,409	3,000	3,000	2,500	3,000	3,000	3,000	3,000
364811	513304	36005	Supplies-Electrical-CHD	672	1,750	1,750	1,500	1,750	1,750	1,750	1,750
364811	513305	36004	Supplies-Lab-CHP	3,554	4,000	4,000	3,600	4,000	4,000	4,000	4,000
364811	513316	36004	Treatment Chemical-CHP	72,534	76,000	76,000	74,000	76,000	76,000	76,000	76,000
364811	513325	36004	Safety Equipment-CHP	610	1,750	1,750	1,000	1,750	1,750	1,750	1,750
364811	513325	36005	Safety Equipment-CHD	1,001	1,750	1,750	1,000	1,750	1,750	1,750	1,750
364811	513600	36004	Uniforms-CHP	1,442	2,250	2,250	2,000	2,250	2,250	2,250	2,250
364811	513600	36005	Uniforms-CHD	0	1,750	1,750	1,750	1,750	1,750	1,750	1,750
364811	516100	36004	Shop Overhead-CHP	9,675	15,048	15,048	15,048	15,436	10,263	10,263	10,263
364811	525000	36004	Training-CHP	3,354	4,000	4,000	3,900	4,000	4,000	4,000	4,000
364811	525000	36005	Training-CHD	0	2,500	2,500	2,000	2,500	2,500	2,500	2,500
364811	525100	36004	Travel-CHP	3,605	7,000	7,000	6,000	7,000	7,000	7,000	7,000
364811	525100	36005	Travel-CHD	0	2,500	2,500	2,250	2,500	2,500	2,500	2,500
364811	525200	36004	Dues & Subscriptions	3,491	5,000	5,000	4,800	5,000	5,000	5,000	5,000
364811	525400	36004	Insurance & Bonds-CHP	42,114	45,568	45,568	45,568	46,887	32,747	32,747	32,747
364811	525400	36005	Insurance & Bonds	32,286	32,058	32,058	32,058	32,726	53,840	53,840	53,840
364811	525600	36005	Advertising & Promotion-CHD	0	1,500	1,500	500	1,500	1,500	1,500	1,500
364811	525700	36004	Miscellaneous-CHP	408	1,500	1,500	1,000	1,500	1,500	1,500	1,500
364811	525700	36005	Miscellaneous-CHD	1,519	4,000	4,000	3,000	4,000	4,000	4,000	4,000
364811	537400	36004	Capital Outlay-CHP	0	36,000	36,000	35,500	24,000	28,600	28,600	28,600
364811	537400	36005	Capital Outlay-CHD	0	26,500	26,500	25,025	30,000	58,600	30,000	30,000
364811	539501		Depreciation E & R	0	190,308	190,308	0	224,812	224,812	199,905	199,905
Org Total				1,617,228	1,934,688	1,956,656	1,703,348	1,953,246	2,037,835	1,953,850	1,953,850
Water-RWSRO											
364812	500200		Salaries	242,522	245,123	251,123	251,123	244,187	257,164	250,210	250,210
364812	500300		FICA	17,165	18,752	19,211	19,000	18,680	19,673	19,141	19,141
364812	500400		Retirement	-129	16,693	17,093	17,093	16,629	18,644	18,140	18,140

Water

<u>Org</u>	<u>Object</u>	<u>Project</u>	<u>Description</u>	2015 <u>Actual</u>	2016 <u>Orig Budg</u>	2016 <u>Rev Budg</u>	2016 <u>Projected</u>	2017 <u>Planned</u>	2017 <u>Requested</u>	2017 <u>Managers</u>	2017 <u>Adopted</u>
364812	500500		Health Insurance	69,838	75,146	75,146	75,146	78,902	89,948	89,948	89,948
364812	500700		Retiree Health Insurance	47,355	429	429	429	427	450	438	438
364812	500705		Retiree Health Pre-65	16,000	17,215	17,215	17,215	17,215	8,449	8,449	8,449
364812	500900		Longevity	3,138	4,170	4,170	4,170	4,700	4,830	4,830	4,830
364812	510700		Contracted Services	5,053	12,000	12,000	11,500	12,000	12,000	12,000	12,000
364812	510900		Professional Services	4,846	12,000	8,570	8,000	12,000	12,000	12,000	12,000
364812	510915		Water Administration	39,470	47,958	47,958	47,958	54,612	54,612	49,565	49,565
364812	510941		OH per Cost Allocation Plan	41,317	49,145	49,145	49,145	49,145	51,974	51,974	51,974
364812	511100		Telephone & Postage	12,311	13,500	13,500	12,500	13,500	13,500	13,500	13,500
364812	511300		Utilities	74,403	78,000	78,000	76,000	78,000	78,000	78,000	78,000
364812	511501		Maint & Repair-Equipment	11,766	12,000	12,000	11,750	12,000	12,000	12,000	12,000
364812	511503		Maint & Repair-Vehicles	550	1,000	1,000	900	1,000	1,000	1,000	1,000
364812	511510		Maint & Repair-SCADA	3,322	3,500	3,500	3,200	3,500	3,500	3,500	3,500
364812	512102		Leases-Copiers	624	369	369	600	369	369	369	369
364812	512103		Leases-PC's	1,624	1,740	1,740	465	1,740	1,365	1,365	1,365
364812	513100		Fuel	1,951	3,000	3,000	2,600	3,500	3,500	3,500	3,500
364812	513300		Supplies	10,787	4,750	4,750	4,500	4,750	4,750	4,750	4,750
364812	513304		Supplies-Electrical	2,102	3,000	3,000	2,900	3,000	3,000	3,000	3,000
364812	513305		Supplies-Lab	5,460	5,500	5,500	5,250	5,500	5,500	5,500	5,500
364812	513316		Treatment Chemical	10,229	19,000	25,200	24,500	19,000	25,000	22,000	22,000
364812	513325		Safety Equipment	1,429	1,750	1,750	1,600	1,750	1,750	1,750	1,750
364812	513600		Uniforms	1,344	1,750	1,750	1,500	1,750	1,750	1,750	1,750
364812	525000		Training	1,163	2,000	2,000	1,700	2,000	2,000	2,000	2,000
364812	525100		Travel	510	2,000	2,000	1,950	2,000	2,000	2,000	2,000
364812	525200		Dues & Subscriptions	2,555	2,600	2,600	2,575	2,600	2,600	2,600	2,600
364812	525400		Insurance & Bonds	26,988	27,870	27,870	27,870	28,679	31,888	31,888	31,888
364812	525700		Miscellaneous	2,456	2,500	2,500	2,200	2,500	2,500	2,500	2,500
364812	537400		Capital Outlay	0	5,000	37,600	29,000	0	9,000	9,000	9,000
364812	539501		Depreciation E & R	0	76,123	76,123	0	89,925	89,925	79,962	79,962
Org Total				658,147	765,583	807,812	714,339	785,560	824,641	798,629	798,629
Water-NRO											
364813	500200		Salaries	360,555	366,062	368,187	375,062	364,664	383,050	367,027	367,027
364813	500300		FICA	26,401	28,004	28,692	28,000	27,897	29,304	28,078	28,078

Water

<u>Org</u>	<u>Object</u>	<u>Project</u>	<u>Description</u>	<u>2015 Actual</u>	<u>2016 Orig Budg</u>	<u>2016 Rev Budg</u>	<u>2016 Projected</u>	<u>2017 Planned</u>	<u>2017 Requested</u>	<u>2017 Managers</u>	<u>2017 Adopted</u>
364813	500400		Retirement	-199	24,929	25,529	25,529	24,834	27,771	26,609	26,609
364813	500500		Health Insurance	91,556	98,514	98,514	98,514	103,440	133,533	133,533	133,533
364813	500700		Retiree Health Insurance	71,027	641	641	641	638	669	642	642
364813	500705		Retiree Health Pre-65	0	0	0	0	0	8,449	8,449	8,449
364813	500900		Longevity	7,845	7,440	7,440	7,440	8,200	6,235	6,235	6,235
364813	510700		Contracted Services	41,892	40,000	40,000	39,500	40,000	40,000	40,000	40,000
364813	510900		Professional Services	3,239	5,000	5,000	4,200	5,000	5,000	5,000	5,000
364813	510915		Water Administration	101,207	121,607	121,607	121,607	139,193	139,193	126,332	126,332
364813	510941		OH per Cost Allocation Plan	88,897	80,934	80,934	80,934	80,934	89,423	89,423	89,423
364813	511100		Telephone & Postage	11,205	15,000	15,000	12,000	15,000	15,000	15,000	15,000
364813	511300		Utilities	435,201	470,000	470,000	440,000	470,000	470,000	470,000	470,000
364813	511501		Maint & Repair-Equipment	34,813	48,000	48,000	45,000	48,000	48,000	48,000	48,000
364813	511503		Maint & Repair-Vehicles	1,991	3,000	3,000	2,200	3,000	3,000	3,000	3,000
364813	511510		Maint & Repair-SCADA	2,518	4,500	4,500	4,000	4,500	4,500	4,500	4,500
364813	512102		Leases-Copiers	2,903	3,122	3,122	2,000	3,122	3,122	3,122	3,122
364813	512103		Leases-PC's	4,873	5,220	5,220	1,394	5,220	3,185	3,185	3,185
364813	513100		Fuel	5,919	9,000	9,000	6,500	9,500	9,500	9,500	9,500
364813	513300		Supplies	16,936	12,500	12,500	12,000	12,500	12,500	12,500	12,500
364813	513304		Supplies-Electrical	320	2,400	2,400	2,000	2,400	2,400	2,400	2,400
364813	513305		Supplies-Lab	7,185	10,000	10,000	9,000	10,000	10,000	10,000	10,000
364813	513313		Supplies-Lab-Health	1,381	1,500	1,500	1,400	1,500	1,500	1,500	1,500
364813	513316		Treatment Chemical	173,820	190,000	190,000	180,000	190,000	190,000	190,000	190,000
364813	513325		Safety Equipment	1,612	1,900	1,900	1,800	1,900	1,900	1,900	1,900
364813	513600		Uniforms	2,292	2,750	2,750	2,300	2,750	2,750	2,750	2,750
364813	516100		Shop Overhead	6,315	6,440	6,440	6,440	6,607	3,248	3,248	3,248
364813	518001		Water Purchase from Town of NH	8,214	7,000	7,000	7,000	7,000	7,000	7,000	7,000
364813	525000		Training	5,008	6,250	6,250	6,375	6,250	7,250	7,250	7,250
364813	525100		Travel	1,954	3,250	3,250	2,986	3,250	4,250	4,250	4,250
364813	525200		Dues & Subscriptions	5,969	6,000	6,000	5,975	6,000	6,000	6,000	6,000
364813	525400		Insurance & Bonds	53,817	61,063	61,063	61,063	62,775	66,843	66,843	66,843
364813	525600		Advertising & Promotion	14	1,500	1,500	500	1,500	1,500	1,500	1,500
364813	525700		Miscellaneous	2,155	2,500	2,500	2,200	2,500	2,500	2,500	2,500
364813	537400		Capital Outlay	0	86,251	104,078	100,000	43,000	43,000	43,000	43,000

Water

<u>Org</u>	<u>Object</u>	<u>Project</u>	<u>Description</u>	<u>2015 Actual</u>	<u>2016 Orig Budg</u>	<u>2016 Rev Budg</u>	<u>2016 Projected</u>	<u>2017 Planned</u>	<u>2017 Requested</u>	<u>2017 Managers</u>	<u>2017 Adopted</u>
364813	539501		Depreciation E & R	0	194,021	194,021	0	229,198	229,198	203,805	203,805
Org Total				1,578,835	1,926,298	1,947,538	1,695,560	1,942,272	2,010,773	1,954,081	1,954,081
Water-Skyco											
364814	500200		Salaries	344,644	355,549	371,424	364,549	354,324	372,923	359,170	359,170
364814	500300		FICA	25,056	27,200	27,889	27,500	27,106	28,529	27,477	27,477
364814	500400		Retirement	-76	24,213	24,813	24,813	24,129	27,037	26,040	26,040
364814	500500		Health Insurance	98,879	85,434	85,434	85,434	89,707	113,160	113,160	113,160
364814	500700		Retiree Health Insurance	71,011	622	622	622	620	653	629	629
364814	500705		Retiree Health Pre-65	23,720	25,522	25,522	25,522	25,522	8,449	8,449	8,449
364814	500900		Longevity	4,939	5,315	5,315	5,482	5,315	4,680	4,680	4,680
364814	510700		Contracted Services	10,699	10,000	10,000	9,500	10,000	10,000	10,000	10,000
364814	510900		Professional Services	2,396	2,500	16,500	15,000	2,500	2,500	2,500	2,500
364814	510915		Water Administration	92,291	111,706	111,706	111,706	127,205	127,205	115,452	115,452
364814	510941		OH per Cost Allocation Plan	75,902	79,335	79,335	79,335	79,335	91,528	91,528	91,528
364814	511100		Telephone & Postage	10,955	12,000	12,000	11,000	12,000	12,000	12,000	12,000
364814	511300		Utilities	156,909	165,000	165,000	160,000	165,000	165,000	165,000	165,000
364814	511501		Maint & Repair-Equipment	59,699	55,000	55,000	53,000	55,000	55,000	55,000	55,000
364814	511503		Maint & Repair-Vehicles	1,891	2,500	2,500	1,900	2,500	2,500	2,500	2,500
364814	511510		Maint & Repair-SCADA	4,630	5,000	5,000	4,500	5,000	5,000	5,000	5,000
364814	512102		Leases-Copiers	407	185	185	400	185	185	185	185
364814	512103		Leases-PC's	1,218	1,305	1,305	465	1,305	910	910	910
364814	513100		Fuel	4,155	6,250	6,250	4,250	6,500	6,500	6,500	6,500
364814	513300		Supplies	8,299	12,500	12,500	9,000	12,500	12,500	12,500	12,500
364814	513301		Supplies-Office	672	750	750	645	750	750	750	750
364814	513304		Supplies-Electrical	111	1,900	1,900	1,800	1,900	1,900	1,900	1,900
364814	513305		Supplies-Lab	14,091	17,000	17,000	16,500	17,000	17,000	17,000	17,000
364814	513316		Treatment Chemical	333,340	410,000	410,000	400,000	410,000	410,000	410,000	410,000
364814	513325		Safety Equipment	1,352	1,750	1,750	1,766	1,750	1,750	1,750	1,750
364814	513600		Uniforms	2,710	3,000	3,000	2,950	3,000	3,000	3,000	3,000
364814	516100		Shop Overhead	7,473	6,862	6,862	6,862	7,039	3,767	3,767	3,767
364814	518002		Transmission Lines	17,488	18,000	18,000	15,000	18,000	18,000	18,000	18,000
364814	518003		Raw Water Line	5,000	5,000	5,000	4,000	5,000	5,000	5,000	5,000
364814	525000		Training	1,144	2,500	2,500	2,300	2,500	2,500	2,500	2,500

Water

<u>Org</u>	<u>Object</u>	<u>Project</u>	<u>Description</u>	2015 <u>Actual</u>	2016 <u>Orig Budg</u>	2016 <u>Rev Budg</u>	2016 <u>Projected</u>	2017 <u>Planned</u>	2017 <u>Requested</u>	2017 <u>Managers</u>	2017 <u>Adopted</u>
364814	525100		Travel	2,051	3,500	3,500	3,000	3,500	3,500	3,500	3,500
364814	525200		Dues & Subscriptions	2,629	3,000	3,000	2,900	3,000	3,000	3,000	3,000
364814	525400		Insurance & Bonds	72,265	86,349	86,349	86,349	88,526	104,788	104,788	104,788
364814	525700		Miscellaneous	2,409	2,500	2,500	2,000	2,500	2,500	2,500	2,500
364814	537400		Capital Outlay	0	51,600	55,571	52,000	24,000	24,000	24,000	24,000
364814	539501		Depreciation E & R	0	177,311	177,311	0	209,459	209,459	186,252	186,252
364814	590138	38042	Tfr to Wtr Capital Prj	0	0	2,000,000	2,000,000	0	0	0	0
Org Total				1,460,356	1,778,158	3,813,293	3,592,050	1,803,677	1,857,173	1,806,387	1,806,387
Water-Distribution											
364815	500200		Salaries	884,516	891,569	913,569	913,569	888,162	933,847	908,481	908,481
364815	500300		FICA	64,969	68,205	69,888	69,000	67,944	71,439	69,499	69,499
364815	500400		Retirement	-197	60,716	62,183	62,183	60,484	67,704	65,865	65,865
364815	500500		Health Insurance	243,361	261,506	261,506	261,506	274,588	320,595	320,595	320,595
364815	500700		Retiree Health Insurance	189,257	1,560	1,560	1,560	1,554	1,635	1,590	1,590
364815	500705		Retiree Health Pre-65	45,600	49,063	49,063	49,063	49,063	58,347	58,347	58,347
364815	500900		Longevity	21,466	22,885	22,885	22,885	25,005	25,005	25,005	25,005
364815	510700	36001	Contracted Services-ND	2,360	3,000	3,000	2,500	3,000	3,000	3,000	3,000
364815	510700	36002	Contracted Services-SD	1,175	3,000	3,000	1,500	3,000	3,000	3,000	3,000
364815	510802		Tyler SaaS Fees	8,155	8,156	8,156	8,156	8,462	8,462	8,462	8,462
364815	510900	36001	Professional Services-ND	8,355	10,000	9,500	9,500	10,000	10,000	10,000	10,000
364815	510900	36002	Professional Services-SD	0	5,000	5,000	3,000	5,000	5,000	5,000	5,000
364815	510915		Water Administration	151,147	183,685	183,685	183,685	208,455	208,455	189,198	189,198
364815	510920		Rate Model-Raftelis	12,529	0	10,000	7,500	0	0	0	0
364815	510941		OH per Cost Allocation Plan	232,318	252,994	252,994	252,994	252,994	260,680	260,680	260,680
364815	511100	36001	Telephone & Postage-ND	24,802	29,000	29,000	27,500	29,000	29,000	29,000	29,000
364815	511100	36002	Telephone & Postage-SD	3,379	6,200	6,200	4,500	6,200	6,200	6,200	6,200
364815	511300	36001	Utilities-ND	91,428	89,000	89,000	85,000	89,000	89,000	89,000	89,000
364815	511501	36001	Maint & Repair-Equipment-ND	44,998	60,000	57,000	32,500	60,000	60,000	60,000	60,000
364815	511501	36002	Maint & Repair-Equipment-SD	9,566	8,000	8,000	5,000	8,000	8,000	8,000	8,000
364815	511501	36006	Maint & Repair-Equipment IS	1,863	5,000	5,000	4,000	5,000	5,000	5,000	5,000
364815	511503	36001	Maint & Repair-Vehicles-ND	9,290	5,500	8,005	5,142	5,500	10,000	8,000	8,000
364815	511503	36002	Maint & Repair-Vehicles-SD	2,661	2,000	2,500	1,800	2,000	2,000	2,000	2,000
364815	511503	36006	Maint & Repair-Vehicles IS	65	400	895	884	400	400	400	400

Water

<u>Org</u>	<u>Object</u>	<u>Project</u>	<u>Description</u>	<u>2015 Actual</u>	<u>2016 Orig Budg</u>	<u>2016 Rev Budg</u>	<u>2016 Projected</u>	<u>2017 Planned</u>	<u>2017 Requested</u>	<u>2017 Managers</u>	<u>2017 Adopted</u>
364815	511900		Credit Card Acceptance Fees	11,776	11,000	11,000	17,500	11,000	13,000	11,000	11,000
364815	512102	36001	Leases-Copiers	487	369	369	450	369	369	369	369
364815	512103	36001	Leases-PC's-ND	2,436	2,175	2,675	2,323	2,175	3,185	3,185	3,185
364815	512103	36002	Leases-PC's	406	870	1,870	1,394	870	910	910	910
364815	513100	36001	Fuel-ND	27,337	34,000	34,000	24,000	35,000	35,000	35,000	35,000
364815	513100	36002	Fuel-SD	6,220	10,000	10,000	8,000	11,000	11,000	11,000	11,000
364815	513100	36006	Fuel IS	912	850	850	750	900	900	900	900
364815	513300	36001	Supplies-ND	91,620	120,000	120,000	115,000	120,000	120,000	120,000	120,000
364815	513300	36002	Supplies-SD	21,512	16,500	16,500	16,250	16,500	16,500	16,500	16,500
364815	513301	36001	Supplies-Office-ND	6,029	8,000	8,000	6,000	8,000	8,000	8,000	8,000
364815	513301	36002	Supplies-Office-SD	447	1,250	1,250	500	1,250	1,250	1,250	1,250
364815	513301	36006	Supplies-Office IS	690	700	700	650	700	700	700	700
364815	513304	36001	Supplies-Electrical-ND	528	2,000	2,000	1,200	2,000	2,000	2,000	2,000
364815	513304	36002	Supplies-Electrical-SD	1,357	1,500	1,500	1,475	1,500	1,500	1,500	1,500
364815	513325	36001	Safety Equipment-ND	1,257	2,000	2,000	1,800	2,000	2,000	2,000	2,000
364815	513325	36002	Safety Equipment-SD	1,304	2,000	2,000	1,500	2,000	2,000	2,000	2,000
364815	513600	36001	Uniforms-ND	3,474	4,000	4,000	3,951	4,000	4,000	4,000	4,000
364815	513600	36002	Uniforms-SD	1,334	1,500	1,500	1,485	1,500	1,500	1,500	1,500
364815	516100		Shop Overhead	19,002	19,839	19,839	19,839	20,351	27,190	27,190	27,190
364815	518004	36001	Distribution Lines-ND	195,531	72,000	82,600	60,000	72,000	72,000	72,000	72,000
364815	518004	36002	Distribution Lines-SD	24,887	25,000	25,000	23,000	25,000	25,000	25,000	25,000
364815	525000	36001	Training-ND	4,974	5,000	5,000	4,500	5,000	5,000	5,000	5,000
364815	525000	36002	Training-SD	1,005	2,500	2,000	2,000	2,500	2,500	2,500	2,500
364815	525000	36006	Training IS	385	1,750	1,750	1,000	1,750	1,750	1,750	1,750
364815	525100	36001	Travel-ND	4,184	5,000	5,000	4,000	5,000	5,000	5,000	5,000
364815	525100	36002	Travel-SD	2,258	3,000	3,000	2,500	3,000	3,000	3,000	3,000
364815	525100	36006	Travel IS	0	750	750	250	750	750	750	750
364815	525400	36001	Insurance & Bonds	158,246	138,696	138,696	138,696	142,361	150,289	150,289	150,289
364815	525400	36002	Insurance & Bonds	24,314	20,592	20,592	20,592	21,045	24,136	24,136	24,136
364815	525400	36006	Insurance & Bonds	709	482	482	482	482	401	401	401
364815	525500	36001	Public Awareness & Educ-ND	2,906	3,000	3,000	1,000	3,000	3,000	3,000	3,000
364815	525500	36002	Public Awareness & Educ-SD	0	1,000	0	250	1,000	1,000	1,000	1,000
364815	525700	36001	Miscellaneous-ND	8,093	10,000	10,000	7,500	10,000	10,000	10,000	10,000

Water

<u>Org</u>	<u>Object</u>	<u>Project</u>	<u>Description</u>	<u>2015 Actual</u>	<u>2016 Orig Budg</u>	<u>2016 Rev Budg</u>	<u>2016 Projected</u>	<u>2017 Planned</u>	<u>2017 Requested</u>	<u>2017 Managers</u>	<u>2017 Adopted</u>
364815	525700	36002	Miscellaneous-SD	2,110	2,500	2,500	1,500	2,500	2,500	2,500	2,500
364815	525700	36006	Miscellaneous IS	2,154	2,000	2,000	1,750	2,000	2,000	2,000	2,000
364815	525701		Bank Fees	17,760	17,500	17,500	18,000	17,500	18,000	18,000	18,000
364815	537400	36001	Capital Outlay-ND	0	67,600	187,600	180,000	125,500	148,400	133,100	133,100
364815	537400	36002	Capital Outlay-SD	0	70,500	70,500	70,000	24,000	24,000	24,000	24,000
364815	539501		Depreciation E & R	0	290,568	160,568	0	343,249	343,249	305,220	305,220
Org Total				2,700,709	3,004,430	3,040,180	2,776,014	3,111,563	3,279,748	3,173,972	3,173,972
Water-Administration											
364817	500200		Salaries	278,913	306,766	311,767	311,767	307,739	312,809	312,809	312,809
364817	500300		FICA	20,339	23,468	23,851	23,500	23,542	23,930	23,930	23,930
364817	500400		Retirement	-235	20,891	21,224	21,224	20,957	22,679	22,679	22,679
364817	500500		Health Insurance	68,731	72,003	72,003	72,003	75,603	78,615	78,615	78,615
364817	500700		Retiree Health Insurance	39,645	537	537	537	539	547	547	547
364817	500701		Retiree Medicare Supplemental	41,602	43,615	43,615	43,615	45,628	45,628	45,628	45,628
364817	500705		Retiree Health Pre-65	23,720	25,522	25,522	25,522	25,522	25,957	25,957	25,957
364817	500900		Longevity	6,061	6,040	6,040	6,040	6,570	6,710	6,710	6,710
364817	501000		Salary Adjustment-COLA	0	72,023	0	0	144,046	72,023	72,023	72,023
364817	510915		Water Administration	-483,371	-584,850	-584,850	-584,850	-665,994	0	-604,461	-604,461
364817	525400		Insurance & Bonds	2,793	13,985	13,985	13,985	14,521	15,563	15,563	15,563
364817	548504		DS Prin Rev WRB S09	0	585,000	585,000	585,000	610,000	610,000	610,000	610,000
364817	548505		DS Prin Rev WRB S11	0	470,000	470,000	470,000	490,000	490,000	490,000	490,000
364817	549504		DS Int Rev WRB S09	0	268,200	268,200	268,200	244,300	244,300	244,300	244,300
364817	549505		DS Int Rev WRB S11	0	1,178,088	1,178,088	1,178,088	1,159,288	1,159,288	1,159,288	1,159,288
Org Total				-1,803	2,501,288	2,434,982	2,434,631	2,502,261	3,108,049	2,503,588	2,503,588
Water - Financings											
364818	549505		DS Int Rev WRB S11	1,188,755	0	0	0	0	0	0	0
364818	590100		FA Transfer Book Value to Govt	22,328	0	0	0	0	0	0	0
Org Total				1,211,082	0	0	0	0	0	0	0
Water-Stumpy Point											
364819	510700		Contracted Services	7,334	9,000	9,000	8,500	9,000	9,000	9,000	9,000
364819	510700	36008	Contracted Srvcs-Wastewater	32,423	36,000	36,000	3,500	36,000	36,000	36,000	36,000
364819	510900		Professional Services	215	1,750	1,750	750	1,750	1,750	1,750	1,750
364819	510900	36008	Professional Srvcs-Wastewater	170	1,200	1,200	500	1,200	1,200	1,200	1,200
364819	510941		OH per Cost Allocation Plan	7,597	8,270	8,270	8,270	8,270	8,670	8,670	8,670

Water

<u>Org</u>	<u>Object</u>	<u>Project</u>	<u>Description</u>	<u>2015 Actual</u>	<u>2016 Orig Budg</u>	<u>2016 Rev Budg</u>	<u>2016 Projected</u>	<u>2017 Planned</u>	<u>2017 Requested</u>	<u>2017 Managers</u>	<u>2017 Adopted</u>
364819	511100		Telephone & Postage	2,370	2,500	2,500	2,450	2,500	2,500	2,500	2,500
364819	511100	36008	Telephone & Postage-Wastewater	1,372	1,500	1,500	1,400	1,500	1,500	1,500	1,500
364819	511300		Utilities	10,051	10,200	10,200	10,100	10,200	10,200	10,200	10,200
364819	511300	36008	Utilities-Wastewater	12,839	13,000	13,000	12,750	13,000	13,000	13,000	13,000
364819	511501		Maint & Repair-Equipment	0	2,400	2,400	2,250	2,400	2,400	2,400	2,400
364819	511501	36008	M&R-Equipment-Wastewater	1,312	4,000	4,000	3,000	4,000	4,000	4,000	4,000
364819	511510		Maint & Repair-SCADA	517	800	800	775	800	800	800	800
364819	511510	36008	M&R-SCADA-Wastewater	0	250	250	243	2,500	2,500	2,500	2,500
364819	512102		Leases-Copiers	1	0	0	25	0	0	0	0
364819	512103		Leases-PC's	406	435	435	0	435	455	455	455
364819	513100		Fuel	1,195	2,000	2,000	1,100	2,250	2,250	2,250	2,250
364819	513100	36008	Fuel-Wastewater	297	2,000	2,000	500	2,250	2,250	2,250	2,250
364819	513300		Supplies	1,749	2,250	2,250	2,000	2,250	2,250	2,250	2,250
364819	513300	36008	Supplies-Wastewater	1,855	2,500	2,500	2,000	2,500	2,500	2,500	2,500
364819	513304		Supplies-Electrical	85	400	400	250	400	400	400	400
364819	513304	36008	Supplies-Electrical-Wastewater	587	1,800	1,800	1,000	1,800	1,800	1,800	1,800
364819	513305		Supplies-Lab	2,181	3,000	3,000	3,000	3,000	3,000	3,000	3,000
364819	513305	36008	Supplies-Lab-Wastewater	1,000	2,500	2,500	2,000	2,500	2,500	2,500	2,500
364819	513316		Treatment Chemical	725	1,250	1,250	1,000	1,250	1,250	1,250	1,250
364819	513316	36008	Treatment Chemical-Wastewater	1,860	3,000	3,000	2,000	3,000	3,000	3,000	3,000
364819	513325		Safety Equipment	127	400	400	250	400	400	400	400
364819	513325	36008	Safety Equipment-Wastewater	78	200	200	160	200	200	200	200
364819	525000		Training	712	500	500	400	500	500	500	500
364819	525000	36008	Training-Wastewater	301	350	350	300	350	350	350	350
364819	525100		Travel	-28	500	500	400	500	500	500	500
364819	525100	36008	Travel-Wastewater	217	250	250	200	250	250	250	250
364819	525400		Insurance & Bonds	2,208	2,625	2,625	2,625	2,692	3,468	3,468	3,468
364819	525400	36008	Insurance & Bonds-Wastewater	13,119	14,302	14,302	14,302	14,665	15,539	15,539	15,539
364819	525700		Miscellaneous	181	1,000	1,000	500	1,000	1,000	1,000	1,000
364819	525700	36008	Miscellaneous-Wastewater	96	500	500	400	500	500	500	500
364819	537400	36008	Capital Outlay	0	0	0	0	0	42,000	42,000	42,000
Org Total				105,153	132,632	132,632	88,900	135,812	179,882	179,882	179,882
TOTAL EXPENDITURES				9,329,708	12,043,077	14,133,094	13,004,844	12,234,391	13,298,101	12,370,389	12,370,389

Insurance

<u>Org</u>	<u>Object</u>	<u>Project</u>	<u>Description</u>	<u>2015 Actual</u>	<u>2016 Orig Budg</u>	<u>2016 Rev Budg</u>	<u>2016 Projected</u>	<u>2017 Planned</u>	<u>2017 Requested</u>	<u>2017 Managers</u>	<u>2017 Adopted</u>
Insurance Revenue											
453880	445000		Health-Internal Charges	-9,492,612	-10,452,259	-10,452,259	-10,110,575	-10,970,519	-11,947,895	-11,947,895	-11,947,895
453880	445001		Health-Employee Co-pays	-578,391	-679,326	-679,326	-605,221	-716,273	-786,224	-786,224	-786,224
453880	445103		Health-COBRA Charges	-2,967	0	0	0	0	0	0	0
453880	445104		Hlth-Retiree Internal Charges	-646,888	-650,000	-650,000	-650,000	-680,000	-680,000	-680,000	-680,000
453880	445106		Hlth-Retiree Co-pays	0	0	0	-31,369	0	-31,500	-31,500	-31,500
453880	445200		Dental Insurance Charges	-372,370	-400,000	-400,000	-377,513	-400,000	-400,000	-400,000	-400,000
453880	445400		Property Liability & W Comp	-2,501,491	-2,649,937	-2,649,937	-2,647,561	-2,724,994	-2,924,729	-2,924,729	-2,924,729
453880	445500		Vision Insurance Charges	-43,994	-45,000	-45,000	-47,104	-45,000	-47,000	-47,000	-47,000
453880	460100		Miscellaneous Revenue	-10,824	0	0	-8,706	0	0	0	0
453880	461100		NCACC RMP Discount	-25,445	0	0	-25,410	0	0	0	0
Org Total				-13,674,982	-14,876,522	-14,876,522	-14,503,459	-15,536,786	-16,817,348	-16,817,348	-16,817,348
TOTAL REVENUES				-13,674,982	-14,876,522	-14,876,522	-14,503,459	-15,536,786	-16,817,348	-16,817,348	-16,817,348
Insurance											
454880	500701		Retiree Medicare Supplemental	628,498	650,000	650,000	731,984	680,000	680,000	680,000	680,000
454880	505000		Health Insurance	0	11,125,085	11,125,085	0	11,680,292	12,608,119	12,608,119	12,608,119
454880	505003		Hlth-FBA Admin Fees COBRA/Retr	14,361	6,500	6,500	18,634	6,500	6,500	6,500	6,500
454880	505005		Health Plan - Benefit Payments	9,490,429	0	0	10,750,107	0	0	0	0
454880	505006		Health Plan - Admin Charges	500,488	0	0	303,226	0	0	0	0
454880	505007		Health Plan - Stop Loss Chrgs	1,271,843	0	0	1,638,157	0	0	0	0
454880	505008		Health Plan - Stop Loss Credit	-1,500,432	0	0	-2,239,795	0	0	0	0
454880	505012		Health and Wellness Center	0	0	0	0	0	135,000	135,000	135,000
454880	505014		Employee Assistance Program	0	0	0	0	0	16,000	16,000	16,000
454880	505100		Dental Plan Insurance	375,912	400,000	400,000	378,478	400,000	400,000	400,000	400,000
454880	505200		Life Insurance	61,835	64,000	64,000	61,691	64,000	64,000	64,000	64,000
454880	505300		Vision Insurance	44,264	45,000	45,000	47,321	45,000	47,000	47,000	47,000
454880	505401		Property	537,973	563,764	563,764	572,505	580,724	620,724	620,724	620,724
454880	505402		General Liability Insurance	12,709	12,836	12,836	11,347	12,964	12,964	12,964	12,964
454880	505403		Auto Insurance	196,247	194,685	194,685	169,251	194,685	173,270	173,270	173,270
454880	505404		Empl Crime Blanket Insurance	945	954	954	945	964	964	964	964
454880	505405		Public Offical Bond Insurance	2,193	1,138	1,138	1,888	1,138	1,138	1,138	1,138
454880	505406		Excess Liability Insurance	74,760	75,508	75,508	84,360	76,263	95,571	95,571	95,571
454880	505410		Helicopter Insurance	97,333	165,000	165,000	135,021	170,000	140,000	140,000	140,000

Insurance

<u>Org</u>	<u>Object</u>	<u>Project</u>	<u>Description</u>	<u>2015</u> <u>Actual</u>	<u>2016</u> <u>Orig Budg</u>	<u>2016</u> <u>Rev Budg</u>	<u>2016</u> <u>Projected</u>	<u>2017</u> <u>Planned</u>	<u>2017</u> <u>Requested</u>	<u>2017</u> <u>Managers</u>	<u>2017</u> <u>Adopted</u>
454880	505411		EMS-Auto Insurance	24,163	27,926	27,926	26,280	28,764	28,764	28,764	28,764
454880	505412		EMS-Gen Liablity Insurance	11,684	12,035	12,035	11,974	12,396	12,396	12,396	12,396
454880	505413		EMS-Portable Equipment Insur	2,131	2,195	2,195	1,820	2,261	2,261	2,261	2,261
454880	505414		EMS-Errors & Omission's	13,879	14,295	14,295	13,879	14,724	14,724	14,724	14,724
454880	505415		EMS-Umbrella Comm Insurance	17,181	17,697	17,697	15,647	18,228	18,228	18,228	18,228
454880	505420		Public Health Liablity Insur	13,950	16,946	16,946	9,008	18,640	18,640	18,640	18,640
454880	505431		Flood Insurance	169,275	162,168	162,168	189,702	166,373	252,130	252,130	252,130
454880	505440		Leo/Public Offical Liab Insur	78,600	79,386	79,386	65,807	80,180	80,180	80,180	80,180
454880	505500		Worker's Compensation Insur	729,785	839,500	839,500	838,361	881,475	1,034,304	1,034,304	1,034,304
454880	505700		Miscellaneous Expense	1,352	25,000	25,000	15,444	25,000	25,000	25,000	25,000
454880	505800		Unemployment Self Insurance	108,517	150,000	150,000	18,791	150,000	150,000	150,000	150,000
454880	506000		Change In Claims IBNR	-126,857	50,000	50,000	50,000	50,000	50,000	50,000	50,000
454880	515800		OSHA/ADA	18,089	20,000	23,000	22,741	20,000	20,000	20,000	20,000
454880	515850		Safety Equipment	0	15,000	12,000	0	15,000	15,000	15,000	15,000
Org Total				12,871,107	14,736,618	14,736,618	13,944,574	15,395,571	16,722,877	16,722,877	16,722,877
Insurance-Administration											
454881	500200		Salaries	56,184	56,705	57,705	57,713	56,489	57,492	57,492	57,492
454881	500300		FICA	4,186	4,338	4,415	4,192	4,321	4,398	4,398	4,398
454881	500400		Retirement	3,968	3,862	3,928	3,768	3,847	4,168	4,168	4,168
454881	500500		Health Insurance	7,721	8,307	8,307	8,307	8,723	9,944	9,944	9,944
454881	500700		Retiree Health Insurance	99	99	99	99	99	101	101	101
454881	500900		Longevity	1,937	1,930	1,930	1,966	1,930	1,975	1,975	1,975
454881	501000		Salary Adjustment-COLA	0	1,143	0	0	2,286	1,143	1,143	1,143
454881	511100		Telephone & Postage	48	50	50	4,030	50	50	50	50
454881	512103		Leases-PC's	812	870	870	465	870	0	0	0
454881	513300		Supplies	79	100	100	75	100	200	200	200
454881	513302		Supplies-Wellness Program	38,839	50,000	50,000	45,000	50,000	2,500	2,500	2,500
454881	513325		Safety Purchases	6,136	10,000	10,000	5,000	10,000	10,000	10,000	10,000
454881	525000		Training	175	500	500	270	500	500	500	500
454881	525100		Travel	1,627	2,000	2,000	1,833	2,000	2,000	2,000	2,000
Org Total				121,810	139,904	139,904	132,718	141,215	94,471	94,471	94,471
TOTAL EXPENDITURES				12,992,917	14,876,522	14,876,522	14,077,292	15,536,786	16,817,348	16,817,348	16,817,348

Fleet Maintenance

<u>Org</u>	<u>Object</u>	<u>Project</u>	<u>Description</u>	<u>2015 Actual</u>	<u>2016 Orig Budg</u>	<u>2016 Rev Budg</u>	<u>2016 Projected</u>	<u>2017 Planned</u>	<u>2017 Requested</u>	<u>2017 Managers</u>	<u>2017 Adopted</u>
Fleet Maintenance OH Charges											
463885	444601		Overhead Charges	-1,119,948	-1,123,647	-1,123,647	-1,123,647	-1,152,769	-1,178,573	-1,178,573	-1,178,573
463885	499900		Appropriated Fund Bal	0	0	-5,643	-5,643	0	0	0	0
Org Total				-1,119,948	-1,123,647	-1,129,290	-1,129,290	-1,152,769	-1,178,573	-1,178,573	-1,178,573
Fleet Maintenance Reimbursemt											
463886	444602		Fuel Reimbursements	-949,304	-1,882,950	-1,882,950	-1,882,950	-1,882,950	-1,882,950	-1,882,950	-1,882,950
463886	444603		Supplies & Parts Reimbursement	-542,364	-675,000	-675,000	-675,000	-675,000	-675,000	-675,000	-675,000
Org Total				-1,491,668	-2,557,950	-2,557,950	-2,557,950	-2,557,950	-2,557,950	-2,557,950	-2,557,950
TOTAL REVENUES				-2,611,616	-3,681,597	-3,687,240	-3,687,240	-3,710,719	-3,736,523	-3,736,523	-3,736,523
Fleet Maintenance-Shop											
464885	500200		Salaries	613,928	623,556	639,556	639,556	621,778	637,888	637,888	637,888
464885	500300		FICA	44,874	47,702	48,926	18,500	47,566	48,798	48,798	48,798
464885	500400		Retirement	167	42,464	43,532	43,532	42,343	46,247	46,247	46,247
464885	500500		Health Insurance	196,547	211,483	211,483	211,483	222,059	254,094	254,094	254,094
464885	500700		Retiree Health Insurance	1,083	1,091	1,091	1,091	1,088	1,116	1,116	1,116
464885	500701		Retiree Medicare Supplemental	3,844	4,012	4,012	4,012	4,216	4,216	4,216	4,216
464885	500705		Retiree Health Pre-65	7,725	8,307	8,307	8,307	8,307	8,449	8,449	8,449
464885	500900		Longevity	16,475	17,140	17,140	17,140	17,520	18,045	18,045	18,045
464885	501000		Salary Adjustment-COLA	0	18,292	0	0	36,584	18,292	18,292	18,292
464885	510800		Technical Support	2,628	2,750	2,750	2,750	2,750	2,750	2,750	2,750
464885	510802		Tyler SaaS Fees	0	1,980	3,960	3,960	2,055	1,980	1,980	1,980
464885	511100		Telephone & Postage	3,738	3,800	3,800	3,800	3,800	3,800	3,800	3,800
464885	511300		Utilities	14,762	12,000	12,000	12,000	12,000	12,000	12,000	12,000
464885	511501		Maint & Repair-Equipment	3,383	5,000	5,000	5,000	5,000	5,000	5,000	5,000
464885	511502		Maint & Repair-Building	1,787	2,000	2,000	2,000	2,000	2,000	2,000	2,000
464885	511503		Maint & Repair-Vehicles	5,488	4,000	14,300	4,000	4,000	4,000	4,000	4,000
464885	511516		Maint & Repair-Gasboy	2,318	5,000	5,000	5,000	5,000	5,000	5,000	5,000
464885	512102		Leases-Copiers	302	185	185	250	185	185	185	185
464885	512103		Leases-PC's	1,996	1,740	1,740	1,394	1,740	0	0	0
464885	513100		Fuel	9,116	20,000	7,000	20,000	20,500	20,500	20,500	20,500
464885	513300		Supplies	18,800	24,000	20,000	24,000	24,000	24,000	24,000	24,000
464885	513500		Software	4,275	11,375	13,725	13,725	11,375	0	0	0
464885	513600		Uniforms	7,754	10,000	10,000	10,000	10,000	10,000	10,000	10,000

Fleet Maintenance

<u>Org</u>	<u>Object</u>	<u>Project</u>	<u>Description</u>	<u>2015 Actual</u>	<u>2016 Orig Budg</u>	<u>2016 Rev Budg</u>	<u>2016 Projected</u>	<u>2017 Planned</u>	<u>2017 Requested</u>	<u>2017 Managers</u>	<u>2017 Adopted</u>
464885	525000		Training	980	4,000	200	4,000	4,000	4,000	4,000	4,000
464885	525100		Travel	264	2,500	0	2,500	2,500	2,500	2,500	2,500
464885	525400		Insurance & Bonds	32,902	39,270	39,270	39,270	40,403	43,713	43,713	43,713
464885	537400		Capital Outlay	0	0	14,313	1,313	0	0	0	0
			Org Total	995,136	1,123,647	1,129,290	1,098,583	1,152,769	1,178,573	1,178,573	1,178,573
Fleet Maintenance-Purchases											
464886	516000		Fleet Maintenance Purchases	640,893	675,000	675,000	675,000	675,000	675,000	675,000	675,000
464886	516200		Fleet Fuel Purchases	962,367	1,882,950	1,882,950	1,882,950	1,882,950	1,882,950	1,882,950	1,882,950
			Org Total	1,603,260	2,557,950	2,557,950	2,557,950	2,557,950	2,557,950	2,557,950	2,557,950
TOTAL EXPENDITURES				2,598,396	3,681,597	3,687,240	3,656,533	3,710,719	3,736,523	3,736,523	3,736,523

Appendix B

Appendix B shows project authorizations and actual amounts for capital projects authorized by project ordinances.

FUND 38 WATER CAPITAL PROJECTS

Project				Project	Actual as of
Org	Object	Project	Description	Authorization	3/31/2016
38006 Roanoke Island Water Expansion					
383090	428007	38006	NC Rural Center Grant #5	(500,000)	(500,000)
383090	450840	38006	Interest WRB	(13,936)	(14,905)
383090	470503	38006	Proceeds WRB Series 2011	(24,200,000)	(24,200,000)
383090	471005	38006	Reoffering Premium	(287,127)	(287,127)
Total Revenues				(25,001,063)	(25,002,032)
385814	737210	38006	Other Treatment	1,086,238	-
385815	710140	38006	Legal Administrative & Misc	5,579	5,579
385815	710302	38006	ED Lines Desiogn & Permits	2,373,600	2,373,600
385815	710356	38006	Easements	526,942	526,942
385815	717000	38006	Financing Costs of Issuance	165,216	165,216
385815	717100	38006	Financing Underwrtr Discount	198,800	198,800
385815	737000	38006	Construction	20,300,716	20,300,716
385815	737001	38006	Estimate of Sales Tax Reimbrst	(250,000)	-
385815	737307	38006	DC Lines Roanoke Subaqueous	343,972	343,972
385815	750000	38006	Project Contingency	250,000	-
Total Expenditures				25,001,063	23,914,823
38029 RWS Production Well					
383090	473600	38029	Trnf-Water	(75,000)	(75,000)
383090	473601	38029	Trf-Water RWS Production Well	(682,500)	(682,500)
Total Revenues				(757,500)	(757,500)
385812	710370	38029	ED Wells Services	75,000	75,000
385812	737000	38029	Construction	682,500	676,102
Total Expenditures				757,500	751,102
38032 Electr Plant Cntrl System Upgrades					
383090	473600	38032	Transfer from Water CHP RWL	(316,000)	(316,000)
Total Revenues				(316,000)	(316,000)
385811	737233	38032	Elec Plant Cntrl Sys Upgrades	316,000	313,404
Total Expenditures				316,000	313,404

FUND 38 WATER CAPITAL PROJECTS

Project				Project	Actual as of
Org	Object	Project	Description	Authorization	3/31/2016
38033 Skyco Nanofiltration					
383090	473600	38033	Transfer from Water	(172,844)	(172,844)
Total Revenues				(172,844)	(172,844)
385814	710111	38033	Pilot Plant Testing	90,000	85,140
385814	710212	38033	ED OT Preliminary Design	82,844	80,300
Total Expenditures				172,844	165,440
38038 Skyco Media (FY15 E&R)					
383090	473600	38038	Transfer from Water	(900,000)	(900,000)
Total Revenues				(900,000)	(900,000)
385814	737211	38038	Other Treatmnt Ion Exchange	900,000	866,924
Total Expenditures				900,000	866,924
38039 RWS WTP 0.5 mgd (FY15 E&R)					
383090	473600	38039	Transfer from Water	(120,000)	(120,000)
Total Revenues				(120,000)	(120,000)
385812	737201	38039	Reverse Osmosis Equipment	120,000	109,596
Total Expenditures				120,000	109,596
38040 Skyco WTP Phase I & II (FY14 E&R)					
383090	473600	38040	Transfer from Water	(377,621)	(377,621)
Total Revenues				(377,621)	(377,621)
385814	737210	38040	Other Treatment	377,621	166,740
Total Expenditures				377,621	166,740
38041 Skyco WTP Phase I & II (FY15)					
383090	473600	38041	Transfer from Water	(67,373)	(67,373)
Total Revenues				(67,373)	(67,373)
385814	737210	38041	Other Treatment	67,373	57,750
Total Expenditures				67,373	57,750

FUND 38 WATER CAPITAL PROJECTS

Project				Project	Actual as of
Org	Object	Project	Description	Authorization	3/31/2016
38042 Skyco WTP Phase I & II (FY15 E&R)					
383090	473600	38042	Transfer from Water	(968,768)	(968,768)
Total Revenues				(968,768)	(968,768)
385814	737210	38042	Other Treatment	968,768	67,350
Total Expenditures				968,768	67,350
38043 Skyco WTP Nanofiltration Phase III					
383090	473600	38043	Transfer from Water	(2,000,000)	-
Total Revenues				(2,000,000)	-
385814	737210	38043	Other Treatment	2,000,000	-
Total Expenditures				2,000,000	-
Total Fund 38 Water Capital Projects					
Revenue Total				(30,681,169)	(28,682,138)
Expense Total				30,681,169	26,413,129
Grand Total				-	(2,269,008)

FUND 61 CAPITAL PROJECTS

<u>Project</u>				<u>Project</u>	<u>Actual as of</u>
<u>Org</u>	<u>Object</u>	<u>Project</u>	<u>Description</u>	<u>Authorization</u>	<u>3/31/2016</u>
613040	450100		Interest Income	-	(49,514)
Total Revenues				-	(49,514)
00058 Roanoke Trails Project					
613025	422076	00058	Meekins Charitable Trust	(26,000)	(26,000)
613025	425050	00058	Grant Proceeds	(351,407)	(351,408)
Total Revenues				(377,407)	(377,408)
615640	510751	00058	NCDOT Grant Project	377,407	352,465
Total Expenditures				377,407	352,465
00604 Dredging-Local Costs					
613090	491000	00604	Trf from GF-Walter Slough	(120,000)	(120,000)
Total Revenues				(120,000)	(120,000)
615570	559900	00604	Dredging-Local Costs	120,000	3,769
Total Expenditures				120,000	3,769
60043 Emergency Communications System					
613090	440200	60043	MH & St Pt VFD Reimbursements	(1,050)	(1,050)
613090	450400	60043	Interest Inc-Constr Fnd-RZEDBs	(4,789)	(4,788)
613090	470900	60043	Debt Prcds-RZEDBs CY2010	(2,270,000)	(2,270,000)
613090	470902	60043	Debt Prcds-RZEDBs CY2010	(4,776,208)	(4,776,208)
613090	470903	60043	Debt Prcds-RZEDBs CY2010	(456,805)	(456,805)
613090	492700	60043	Trnf frm Capital Reserve	(581,895)	(581,895)
Total Revenues				(8,090,747)	(8,090,746)
615526	700150	60043	Colington VFD Equipment Costs	125,794	125,794
615526	717000	60043	Financing Costs of Issuance	58,950	58,950
615526	737000	60043	St.Pt.Tower Construction	590,655	590,655
615526	737002	60043	Owner Costs	207,747	207,747
615526	737452	60043	Emgcy Comm System	6,969,423	6,969,423
615526	737453	60043	Emgcy Comm Sys BDA	138,178	138,177
Total Expenditures				8,090,747	8,090,746

FUND 61 CAPITAL PROJECTS

Project				Project	Actual as of
Org	Object	Project	Description	Authorization	3/31/2016
60045 Security Management System					
613090	470902	60045	Debt Prcds-RZEDBs CY2010	(192,042)	(192,042)
613090	492700	60045	Trnf frm Capital Reserve	(117,958)	(117,958)
Total Revenues				(310,000)	(310,000)
615520	737454	60045	Security Management System	310,000	308,415
Total Expenditures				310,000	308,415
60062 E911 RECC EOC					
613090	492712	60062	Trnf frm Capital Reserve	(50,147)	(50,147)
613527	422015	60062	E911 Board Grant Proceeds	(7,002,795)	(498,971)
613527	492100	60062	Trnf frm E911	(441,251)	-
613527	492700	60062	Trnf frm Capital Reserve	(810,205)	-
Total Revenues				(8,304,398)	(549,118)
615527	710900	60062	Architect	360,478	304,686
615527	737001	60062	Estimate of Sales Tax Reimb	(128,474)	-
615527	737500	60062	Building Construction	5,217,647	36,467
615527	737509	60062	Other Costs	276,660	6,924
615527	737523	60062	Implementation Services	360,000	192,000
615527	737524	60062	Technology	2,090,368	-
615527	750000	60062	Contingency	127,719	-
615542	710900	60062	Architect	325,815	270,192
615542	737001	60062	Estimate of Sales Tax Reimb	(113,930)	-
615542	737500	60062	Building Construction	4,626,970	32,338
615542	737509	60062	Other Costs	245,340	6,141
615542	737524	60062	Technology	643,285	-
615542	750000	60062	Contingency	113,261	-
Total Expenditures				14,145,139	848,748
60245 Computer Aided Mass Appraisal System					
613090	492726	60245	Trf From Capital Reserve 2006	(390,000)	(390,000)
Total Revenues				(390,000)	(390,000)
615451	737419	60245	FY06 CIP-Appraisal System	390,000	338,411
Total Expenditures				390,000	338,411

FUND 61 CAPITAL PROJECTS

Project				Project	Actual as of
Org	Object	Project	Description	Authorization	3/31/2016
60256 MUNIS/SAS Business Intelligence					
613090	492727	60256	Trf fr Cap Rsrv07-MUNIS/SAS	(75,000)	(75,000)
Total Revenues				(75,000)	(75,000)
615440	737420	60256	FY07 CIP-MUNIS/SAS	75,000	75,000
Total Expenditures				75,000	75,000
Total 60259 Playground Equipment Parks & Rec					
613090	492731	60259	Trnsfr frm Cap Res FY2011 CIP	(24,895)	(24,895)
Total Revenues				(24,895)	(24,895)
615640	737424	60259	FY 2011 CIP Projects	24,895	23,010
Total Expenditures				24,895	23,010
60262 Justice Center HVAC					
613090	492735	60262	Trnsfr frm Cap Res FY2015 CIP	(139,000)	(139,000)
Total Revenues				(139,000)	(139,000)
615529	737432	60262	FY 2015 CIP Project	139,000	-
Total Expenditures				139,000	-
60272 Bowsertown Affordable Housing					
613090	470200	60272	Proceeds IF-Bowsertown Housing	(171,070)	-
Total Revenues				(171,070)	-
615560	505700	60272	Other-Bowsertown Housing	30,500	43,862
615560	710900	60272	Architect-Bowsertown Housing	140,570	70,667
Total Expenditures				171,070	114,529
60274 Rodanthe Land & Beach Access					
613025	427013	60274	NC PARTF-Rodanthe Beach Access	(130,000)	(102,101)
613050	447550	60274	DCTB Grant-Rodanthe Beach Acce	(350,000)	(350,000)
613090	470100	60274	Proceeds LP-Rodanthe Beach Acc	(403,853)	(403,853)
Total Revenues				(883,853)	(855,954)
615490	737620	60274	Improvements-Rodanthe Beach Ac	883,853	807,436
Total Expenditures				883,853	807,436

FUND 61 CAPITAL PROJECTS

Project				Project	Actual as of
Org	Object	Project	Description	Authorization	3/31/2016
60275 Convrt GIS to NAD83					
613090	492731	60275	Trnsfr frm Cap Res FY2011 CIP	(173,200)	(173,200)
Total Revenues				(173,200)	(173,200)
615451	592700	60275	Tranfer to Cap Res NAD83	100,000	100,000
615451	737424	60275	FY 2011 CIP Projects	73,200	66,050
Total Expenditures				173,200	166,050
60278 C&D Cell #5					
613090	492034	60278	Tfr frm C&D Fund-C&D Cell #5	(200,000)	(200,000)
613090	492732	60278	Trnsfr frm Cap Res FY 2012 CIP	(150,000)	(150,000)
613090	492734	60278	Trnsfr frm CR-C&D Cell #5	(100,000)	(100,000)
613090	492735	60278	Trnsfr frm Cap Res FY2015 CIP	(400,000)	(400,000)
Total Revenues				(850,000)	(850,000)
615730	737425	60278	FY 2012 CIP Projects C&D #5	150,000	118,370
615730	737429	60278	C&D Cell #5	300,000	58,308
615730	737432	60278	FY 2015 CIP Project	400,000	-
Total Expenditures				850,000	176,678
60280 Outer Banks National Scenic Byway					
613025	427550	60280	NCDOT/FHWA Grant-OBScenicByway	(1,959,999)	(1,818,020)
613025	441332	60280	National Park Service	(15,000)	(14,672)
613050	447550	60280	DCTB Grant-OBScenicByway	(400,000)	(400,000)
613050	465020	60280	Donations-OBScenicByway	(75,001)	(63,526)
Total Revenues				(2,450,000)	(2,296,218)
615661	737000	60280	Construction-OBScenicByway	2,426,313	2,272,530
615661	737630	60280	Maintenance-OBScenicByway	23,687	1,604
Total Expenditures				2,450,000	2,274,134
60281 Gunboat Building Renovation Project					
613025	428010	60281	NC Rural Center-Gunboat	(249,152)	(98,414)
613090	491000	60281	Trf frm General Fund-Gunboat	(12,500)	(12,500)
Total Revenues				(261,652)	(110,914)
615490	737006	60281	Bldg Reuse/Rstr-Gunboat (NCRC)	261,652	88,204
Total Expenditures				261,652	88,204

FUND 61 CAPITAL PROJECTS

Project				Project	Actual as of
Org	Object	Project	Description	Authorization	3/31/2016
60282 SWTS Floor					
613090	492733	60282	Trnsfr frm CapRes FY 2013 CIP	(89,250)	(89,250)
Total Revenues				(89,250)	(89,250)
615737	737426	60282	FY 2013 CIP Projects	89,250	79,411
Total Expenditures				89,250	79,411
60285 EMS Helicopter (Prj 98718 S2012C LOBs)					
613090	471700	60285	Trade-in of fixed asset	(1,000,000)	-
Total Revenues				(1,000,000)	-
615535	737426	60285	FY 2013 CIP Projects	9,263,800	9,001,264
Total Expenditures				9,263,800	9,001,264
60286 Cardiac Monitoring System (Prj 98718 S2012C LOBs)					
615531	737426	60286	FY 2013 CIP Projects	1,100,000	1,099,973
Total Expenditures				1,100,000	1,099,973
60287 OBNSB Interpretive Project					
613025	427550	60287	NCDOT-Interpretive (S-5502)	(212,000)	-
613050	440200	60287	Cost Shr-Interpretive (S-5502)	(26,500)	(26,500)
613050	447550	60287	DCTB-Interpretive (S-5502)	(26,500)	-
Total Revenues				(265,000)	(26,500)
615661	737000	60287	Constr-Interpretive (S-5502)	265,000	57
Total Expenditures				265,000	57
60288 OBNSB Wayshowing Signage Project					
613025	427550	60288	NCDOT Grant-Signage (S-5501)	(201,120)	(78,970)
613050	440200	60288	Cost Share-Signage (S-5501)	(25,280)	(25,420)
613050	447550	60288	DCTB Grant-Signage (S-5501)	(25,000)	-
Total Revenues				(251,400)	(104,390)
615661	737000	60288	Construction-Signage (S-5501)	251,400	98,712
Total Expenditures				251,400	98,712

FUND 61 CAPITAL PROJECTS

Project				Project	Actual as of
Org	Object	Project	Description	Authorization	3/31/2016
60290 Health & DSS HVAC Repair					
613090	492735	60290	Trnsfr frm Cap Res FY2015 CIP	(110,000)	(110,000)
Total Revenues				(110,000)	(110,000)
615610	737432	60290	FY 2015 CIP Project	110,000	74,927
Total Expenditures				110,000	74,927
60292 Vehicles & Equipment					
613090	470100	60292	Proceeds LP-Vehicles & Equip	(806,156)	(806,156)
Total Revenues				(806,156)	(806,156)
615445	737429	60292	Network & VOIP Equipment	70,742	70,742
615730	737429	60292	C&D Vehicles & Equipment	735,414	713,929
Total Expenditures				806,156	784,671
60294 B&G FY 2015 Projects					
613090	491000	60294	Transfer from General Fund	(12,300)	(12,300)
613090	492700	60294	Trnf frm Capital Reserve	(31,070)	(31,070)
Total Revenues				(43,370)	(43,370)
615470	737431	60294	FY2015 B&G Projects	43,370	28,321
Total Expenditures				43,370	28,321
60297 Fuel Tanks at Public Works					
613090	492735	60297	Trnsfr frm Cap Res FY2015 CIP	(192,000)	(192,000)
Total Revenues				(192,000)	(192,000)
615886	737432	60297	FY 2015 CIP Project	192,000	174,313
Total Expenditures				192,000	174,313
60298 EMS Power Stretchers					
613090	492735	60298	Trnsfr frm Cap Res FY2015 CIP	(42,888)	(42,888)
Total Revenues				(42,888)	(42,888)
615531	737432	60298	FY 2015 CIP Project	42,888	42,745
Total Expenditures				42,888	42,745

FUND 61 CAPITAL PROJECTS

Project				Project	Actual as of
Org	Object	Project	Description	Authorization	3/31/2016
60300 Skate Park at Fessenden Center					
613090	492736	60300	Trnsfr frm Cap Res FY2016 CIP	(165,000)	-
Total Revenues				(165,000)	-
615640	737433	60300	FY 2016 CIP Project	165,000	49
Total Expenditures				165,000	49
60301 EMS Power Stretchers					
613090	492736	60301	Trnsfr frm Cap Res FY2016 CIP	(57,184)	-
Total Revenues				(57,184)	-
615531	737433	60301	FY 2016 CIP Project	57,184	-
Total Expenditures				57,184	-
60302 Convert Vehicles to Propane					
613090	492736	60302	Trnsfr frm Cap Res FY2016 CIP	(125,000)	-
Total Revenues				(125,000)	-
615490	737433	60302	FY 2016 CIP Project	125,000	-
Total Expenditures				125,000	-
60303 DHHS HVAC Systems					
613090	492736	60303	Trnsfr frm Cap Res FY2016 CIP	(125,400)	-
Total Revenues				(125,400)	-
615610	737433	60303	FY 2016 CIP Project	125,400	-
Total Expenditures				125,400	-
60304 DHHS Document Management System					
613090	491000	60304	Transfer from General Fund	(105,773)	(105,773)
613090	492300	60304	Transfer from SS ABC Fund	(165,750)	(165,750)
613090	492736	60304	Trnsfr frm Cap Res FY2016 CIP	(80,837)	(80,837)
Total Revenues				(352,360)	(352,360)
615610	737433	60304	FY 2016 CIP Project	352,360	231,075
Total Expenditures				352,360	231,075

FUND 61 CAPITAL PROJECTS

Project				Project	Actual as of
Org	Object	Project	Description	Authorization	3/31/2016
60305 Detention Center Exterior Doors					
613090	492736	60305	Trnsfr frm Cap Res FY2016 CIP	(71,000)	-
Total Revenues				(71,000)	-
615520	737433	60305	FY 2016 CIP Project	71,000	-
Total Expenditures				71,000	-
60306 Data Switches					
613090	492736	60306	Trnsfr frm Cap Res FY2016 CIP	(105,183)	-
Total Revenues				(105,183)	-
615445	737433	60306	FY 2016 CIP Project	105,183	-
Total Expenditures				105,183	-
60307 FY16 Buildings & Grounds Projects					
613090	492736	60307	Trnsfr frm Cap Res FY2016 CIP	(116,500)	-
Total Revenues				(116,500)	-
615470	737433	60307	FY 2016 CIP Project	116,500	57,633
Total Expenditures				116,500	57,633
60321 Beach Nourishment-Duck					
613025	422281	60321	Town Contribution-Duck	(6,889,000)	-
Total Revenues				(6,889,000)	-
615580	592200	60321	Trf to Beach Nourishment-Duck	861,666	-
615580	737010	60321	Construction-BN-Duck	12,927,069	-
615580	737012	60321	Construction Mgmt-BN-Duck	157,471	-
615580	737013	60321	Constr-BN-Turtle Monitor-Duck	26,473	-
Total Expenditures				13,972,679	-

FUND 61 CAPITAL PROJECTS

<u>Project</u>				<u>Project</u>	<u>Actual as of</u>
<u>Org</u>	<u>Object</u>	<u>Project</u>	<u>Description</u>	<u>Authorization</u>	<u>3/31/2016</u>
60323 Beach Nourishment-Kill Devil Hills					
613025	422281	60323	Town Contribution-KDH	(4,962,691)	-
Total Revenues				(4,962,691)	-
615580	592200	60323	Trf to Beach Nourishment-KDH	623,281	-
615580	737010	60323	Construction-BN-KDH	8,110,605	-
615580	737012	60323	Construction Mgmt-BN-KDH	119,087	-
615580	737013	60323	Constr-BN-Turtle Monitor-KDH	18,837	-
Total Expenditures				8,871,810	-
60324 Beach Nourishment-Kitty Hawk					
613025	422281	60324	Town Contribution-KH	(9,925,000)	-
Total Revenues				(9,925,000)	-
615580	592200	60324	Trf to Beach Nourishment-KH	1,034,010	-
615580	737010	60324	Construction-BN-KH	17,483,176	-
615580	737011	60324	Construction-BN-Sandfencing-KH	76,000	-
615580	737012	60324	Construction Mgmt-BN-KH	223,152	-
615580	737013	60324	Constr-BN-Turtle Monitor-KH	39,540	-
Total Expenditures				18,855,878	-
70058 Hazard Mitigation Grant Program					
613542	422015	70058	Grant Proceeds-HMGP Irene	(2,550,860)	(1,011,349)
Total Revenues				(2,550,860)	(1,011,349)
615542	560400	70058	Prj Cost-Elev Homes-HMGP Irene	2,275,460	1,650,506
615542	725700	70058	Legal Admin & Misc-HMGP Irene	275,400	4,484
Total Expenditures				2,550,860	1,654,990
70059 Hazard Mitigation Grant Program					
613542	422015	70059	Grant Proceeds-HMGP	(3,067,500)	-
Total Revenues				(3,067,500)	-
615542	560400	70059	Prj Cost-Elevation of Homes	3,067,500	1,170
Total Expenditures				3,067,500	1,170

FUND 61 CAPITAL PROJECTS

Project				Project	Actual as of
Org	Object	Project	Description	Authorization	3/31/2016
98718 S2012C LOBs (Prj 60285 & 60286)					
613040	450100	98718	Interest Income	-	(3,127)
613090	470315	98718	LOBs Proceeds S2012C	(9,225,000)	(9,225,000)
613090	471005	98718	Reoffering Premium	(261,197)	(261,196)
Total Revenues				(9,486,197)	(9,489,323)
615535	545300	98718	Costs of Issuance	56,067	31,205
615535	717100	98718	Financing Underwrtr Discount	66,330	66,330
Total Expenditures				122,397	97,535
98721 Dare EOC (Prj 60062)					
613090	470317	98721		(5,840,741)	-
Total Revenues				(5,840,741)	-
98723 Beach Nourishment-Towns					
613090	470318	98723	Debt Proceeds-County	(9,923,676)	-
613090	492200	98723	Transfer frm Bch Nrshmnt Fund	(10,000,000)	
Total Revenues				(19,923,676)	-
Total 61 Capital Projects					
Revenue Total				(89,184,578)	(26,679,553)
Expense Total				89,184,578	27,094,441
Grand Total				-	414,887

FUND 63 SCHOOL CAPITAL PROJECTS

<u>Project</u>				<u>Project</u>	<u>Actual as of</u>
<u>Org</u>	<u>Object</u>	<u>Project</u>	<u>Description</u>	<u>Authorization</u>	<u>3/31/2016</u>
633090	499900		Appropriated Fund Balance	(457,205)	-
Total Revenues				(457,205)	-
633090	592700		Trnf to Capital Reserve	457,205	457,205
Total Expenditures				457,205	457,205
98416 Local Capital Outlay FY16					
633090	491000	98416	Transfer from General Fund	(200,000)	-
633090	492700	98416	Trnf frm Capital Reserve	(650,000)	-
Total Revenues				(850,000)	-
635675	737433	98416	FY 2016 CIP Project	850,000	850,000
Total Expenditures				850,000	850,000
98426 DCS CIP FY16					
633090	492700	98426	Trnf frm Capital Reserve	(500,000)	-
Total Revenues				(500,000)	-
635675	737433	98426	FY 2016 CIP Project	500,000	30,000
Total Expenditures				500,000	30,000
98656 MES Addition 2014					
633675	450100	98656	Interest Income	-	(330)
Total Revenues				-	(330)
635675	510712	98656	Demolition-MES Addition 2014	62,680	62,820
635675	545300	98656	Costs of Issuance	58,000	58,000
635675	710140	98656	Legal Administrative & Misc	27,000	22,862
635675	710900	98656	Architect	199,600	201,051
635675	710911	98656	Construction Testing	43,521	47,083
635675	737000	98656	Construction	2,555,892	2,537,514
635675	737111	98656	FFE & other costs	65,450	62,650
635675	737230	98656	Other	8,410	-
635675	737517	98656	Utility Service	42,099	42,098
635675	750000	98656	Project Contingency	10,348	-
Total Expenditures				3,073,000	3,034,078

98657 DCS CIP CHSS Chiller FY16

FUND 63 SCHOOL CAPITAL PROJECTS

Project				Project	Actual as of
<u>Org</u>	<u>Object</u>	<u>Project</u>	<u>Description</u>	<u>Authorization</u>	<u>3/31/2016</u>
635675	737433	98657	FY 2016 CIP Project	630,000	-
Total Expenditures				630,000	-
98720 2015IF MES Addition					
633675	470200	98720	Proceeds IF-2015 MES Addition	(3,073,000)	(3,073,000)
Total Revenues				(3,073,000)	(3,073,000)
98722 S2016B LOBs Buxton BN CHSS Chiller					
633090	470200	98722	Proceeds Installment Financing	(630,000)	-
Total Revenues				(630,000)	-
Total 63 School Capital Projects					
Revenue Total				(5,510,205)	(3,073,330)
Expense Total				5,510,205	4,371,283
Grand Total				-	1,297,953