

COUNTY OF DARE NORTH CAROLINA



Annual Budget
Fiscal Year 2021

(inside cover)

TABLE OF CONTENTS

BUDGET MESSAGE	1
BUDGET ORDINANCE	13
Schedule of user fees and charges	21
INFORMATION SECTION	37
Fund structure	38
Budget in brief - general fund	40
Budget in brief - capital investment fund	41
Capital outlay	42
Capital investment fund/capital plan/debt affordability model	43
Position changes	45
Schedule of full-time equivalent county government employees by function	46
Projection of general fund balance	47
Debt	48
NC county debt ratings	49
APPENDIX A - budget line item detail	51
GENERAL FUND	
Revenues	52
Expenditures	
County commissioners	61
County manager	61
Public relations	62
Elections	62
Finance	63
Human resources	64
Information technology	64
Tax mapping	65
Revaluation	66
Business personal tax	66
Property tax collection	67
Realty transfer tax	67
Occupancy tax collection	67
Prepared foods tax collection	68
Register of deeds	68
Facilities maintenance	69
Grounds maintenance	69
General services	70
Non-departmental	70
Sheriff	71
Detention center	73
Communications	73
Courts	74
Emergency medical services	75
Emergency medical helicopter	76
Emergency management	76
Regional emergency communications and emergency operations center	77
Animal shelter	78
Planning	78
Grants & waterways	78
Cooperative extension service	79

TABLE OF CONTENTS

Health	79
Social services	89
Mental health	92
Veterans service	92
Parks & recreation	92
Libraries	94
Dare county center	95
Baum senior center	96
Transportation	97
Youth services	97
Board of education	98
College of the albemarle	98
Recycling	98
Solid waste management	99
Landfill dirt pit	99
Rubble transfer/transport	100
Wastewater treatment	100
Mosquito control	101
Soil & water	101
Dare county airport authority	102
Transfers to other funds	102
OTHER GOVERNMENTAL FUNDS	
Capital investment	103
Disaster recovery	106
LEOSSA	107
C&D landfill	108
Emergency telephone system	110
Beach nourishment	111
Restricted ABC revenue	113
Sanitation	114
Inlet maintenance	117
Donations	118
ENTERPRISE FUND	
Water	119
Water capital reserve fund	130
INTERNAL SERVICE FUNDS	
Insurance	131
Fleet maintenance	134
APPENDIX B - Capital projects authorized by project ordinances	136
CAPITAL PROJECTS FUNDS	
Water capital projects	137
Capital projects	139
School capital projects	148



County of Dare

P.O. Box 1000 | Manteo, North Carolina 27954 | 252.475.5000

May 18, 2020

TO THE DARE COUNTY BOARD OF COMMISSIONERS

I hereby present the recommended Dare County budget for fiscal year (FY) 2020-2021 in the amount of \$159,384,999, with the General Fund at \$107,076,589 of that amount. The budget is balanced and in compliance with the North Carolina Local Government Budget and Fiscal Control Act and is aligned with priorities and direction given by the Board of Commissioners. Note that, the FY2021 and FY2020 General Fund budgets are lower than FY2019 due to implementation of the Capital Investment Fund in FY2020 and that FY2021 is reduced further by the effects of COVID-19.

The FY2021 budget is developed incorporating the expected negative revenue effects from the COVID19 pandemic from business limitations and the resulting economic recession.

The purpose of the County's annual budget process is to develop a fiscally responsible plan that enables the County to accomplish priorities established by the Board. At a prior retreat the Board provided the following strategic focus areas:

- Long Term Financial Planning for Capital
 - Expand capital planning and stabilize available funding through the establishment of a Capital Investment Fund and a long term capital planning and debt affordability model.
- Economic Development
 - Continue Beach Nourishment efforts, address the demand for future projects, and determine additional project prioritization criteria utilizing a rewrite of the beach nourishment and debt affordability model.
 - Continue efforts towards affordable and workforce housing through zoning and planning changes and a project with the Development Finance Initiative of the UNC School of Government.
- Education
 - Continue partnership with Dare County Schools using an agreed upon formula for local current expense and the Capital Investment Fund to adequately address future capital needs.
 - Expand the College of the Albemarle Dare County Campus through a new capital project and the establishment of a local scholarship fund.
- Human Resources
 - Continue to follow the recommendations of the Salary Study which was implemented in 2018 and 2019.

- Maintain all current levels of services.
- Maintain level of property taxes during a revaluation year by using the revenue neutral property rate.
- Maintain an unassigned fund balance in the General Fund of 21% of General Fund (fund #10) revenues.

Notwithstanding the revenue decrease resulting from COVID-19, the FY2021 budget is able to accomplish all but two of the above priorities. After staff discussions, Dare County Schools requested the same level of funding after it was evident that the requirements of the funding formula could not be met.

Recommendations of the 2018 salary study are not met as the budget does not include merit or COLA funds for County employees.

FISCAL YEAR 2020-2021 BUDGET

The recommended budget includes no property tax increase, preserves high quality service delivery to citizens, property owners, and visitors, and meets as many goals of the Board as funding constrained by the effects of COVID19 allows.

Comparison of the FY2020 and FY2021 totals to those of the prior year must consider the creation of the Capital Investment Fund in 2019 (see *Fund Structure* in the [Information Section](#)). Due to the expected effects on revenues from COVID19 business limitations and the resulting recession, the total budget decreased by 5.59% and the General Fund budget decreased by 1.53%.

The following Table shows the Original 2019 budget, the Original 2020 Budget, the Requested 2021 budget, and the Manager’s 2021 budget.

Fund	Original 2018-19	Original 2019-20	Requested 2020-21	Manager’s 2020-21
General	\$114,690,038	\$108,736,119	\$112,576,116	\$107,076,589
General-Capital Investment		\$21,544,774	\$20,219,243	\$16,673,239
General-Disaster Recovery		\$128,619	\$110,100	\$110,100
General-LEOSSA		\$176,000	\$210,000	\$210,000
Special Revenue:				
C&D Landfill	\$871,193	\$951,219	\$1,003,323	\$992,848
E911	\$583,998	\$585,508	\$588,966	\$588,966
Beach Nourishment	\$13,006,374	\$12,653,659	\$10,921,741	\$10,957,141
Restricted ABC Funds	\$750,000	\$748,500	\$740,000	\$740,000
Sanitation	\$5,738,637	\$5,870,331	\$6,057,134	\$6,005,128
Inlet Maintenance	\$3,100,000	\$3,250,000	\$1,950,000	\$1,985,400
Donations	\$11,750	\$8,700	\$8,700	\$15,200
Capital Reserve	\$4,447,856			
Disaster Recovery	\$109,161			
Utilities:				
Water	\$13,529,343	\$14,170,525	\$14,030,388	\$14,030,388
Totals	\$156,838,350	\$168,823,954	\$161,498,459	\$159,384,999

FISCAL YEAR 2020-2021 GENERAL FUND BUDGET

REQUESTED BUDGET

After budget requests were submitted by departments and outside agencies, the requested expenditures exceeded projected revenues creating a General Fund budget deficit of \$4,986,343.

Driving factors of the requested deficit were:

- ✚ Expenditures:
 - A \$1,929,410 or 14% requested increase for Emergency Medical Services.
 - A \$552,022 requested increase by the Health Department
 - A \$404,694 requested increase by the Sheriff Department.
 - A \$372,168 requested increase by Information Technology.
 - A \$218,125 requested increase by Grants & Waterways
 - A \$216,845 requested increase by Social Services administration.
- ✚ A revenue decrease of \$1,954,218 from FY2020, after adjusting for appropriated fund balance, from the expected effects of the COVID19 pandemic.

MANAGER'S RECOMMENDED BUDGET

The recommended budget does not include a property tax increase and uses the revenue neutral property tax rate of 40.05 cents, down from 47 cents due to revaluation. The revenue neutral rate is calculated per NCGS 159-11.e and uses an annual growth rate in the tax base since the last revaluation of 1.0767% and a 5% reserve for value reductions from appeals. The Manager's budget reduces the current year collection rate to 98.5% (from 99.51%) due to the expected recession from the effects of the COVID19 pandemic.

Budget requests were submitted at the end of February. After the extent of the COVID19 pandemic effects became clearer, the County Manager instructed department heads resubmit their budget requests to eliminate new requests and make any reductions that would not result in reduced service levels.

Departments reduced new requests by \$3,437,438. The Manager made further reductions to new requests and to existing budgets of \$212,465, and reduced the transfer to the Capital Investment Fund by \$1,947,295.

Increases in budget line items were only for mandated or urgent items, and include:

- \$257,756 for a projected 5% increase for the Health Plan.
- \$208,152 for the Sheriff's Department to correctly classify sworn law enforcement officers per FLSA to a 171 hours per 28 day pay period.
- \$36,000 in Elections for voting equipment rental and replacement of laptops.
- \$55,000 in Information Technology for security services and technology support items.
- \$66,100 in Courts for a security system update and improvements at the Courthouse.

Capital outlays and related changes are included in the Capital Investment Fund as of FY2020. Please see the discussion which follows the General Fund section.

Revenues

Current Year Revenue Projections:

Prior to the effects of COVID19, the results of 2020 to date were similar to 2019. Current year property tax collections are up to a 99.5% collection rate. Through January, the local (A39) sales tax was up 5.55% and the State-wide (A40) sales tax was up 7.87%. Occupancy tax through February was up 2.78% even with the effects of Hurricane Dorian. Through the end of March, Register of Deeds revenues were up 14.32% and land transfer tax (Capital Investment Fund) was up 13.75%.

The worst revenue effects from COVID19 are expected in 2020, especially with April and May results.

- ✚ The local (A39 & A42) sales taxes are estimated to end \$1,007,000 less than 2019, a 7% annual decrease after a June quarter decrease of 30%.
- ✚ The State-wide (A40) sales tax is estimated to end \$64,000 less than 2019, a 3% annual decrease after a June quarter decrease of 25%.
- ✚ Occupancy tax is estimated to end \$1,005,000 less than 2019, a 20% annual decrease.
- ✚ Land transfer tax (Capital Investment Fund) is estimated to end \$198,000 less than 2019, a 4% annual decrease.



The receipt of federal grants for COVID19 will assist with 2020 and 2021. To date, the County has received a \$67,354 CDC grant for Health Department costs, a CARES Act Medicare Provider grant of \$235,986 for lost revenues and costs, and a COVID19 State Relief Fund (federal funds) grant of \$852,149 for costs through December 30. Additional grants for Medicare Providers and Transportation are expected.

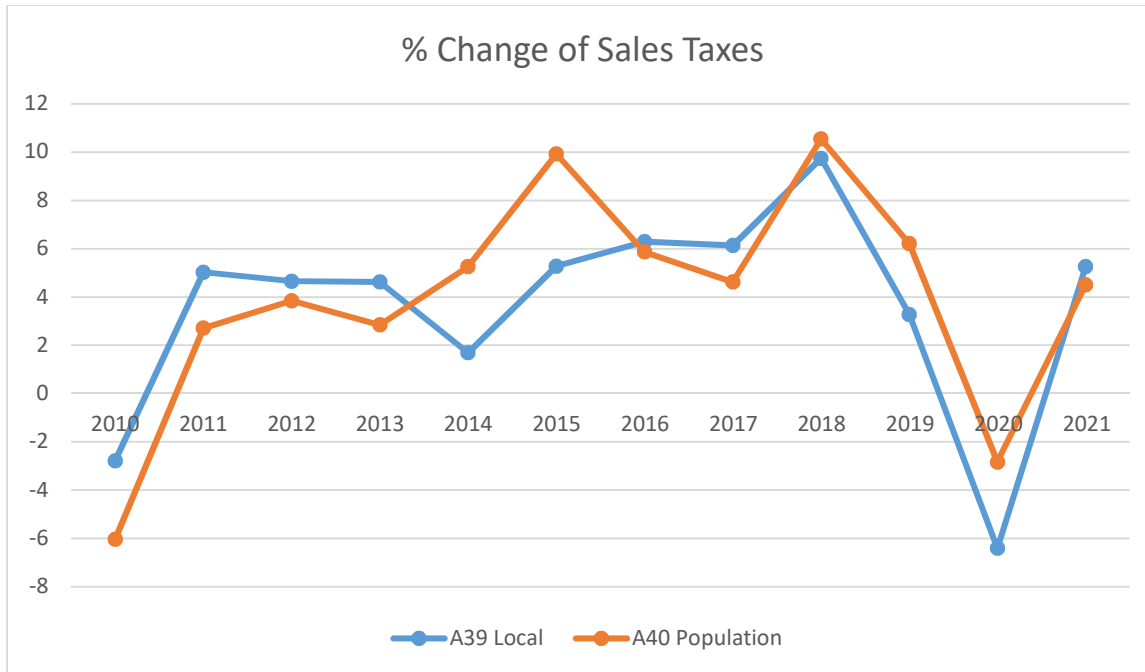
Revenue Assumptions for 2021

- ✚ *Property Tax:* The tax base was revalued as of 1/1/2020 and increased to a taxable value of \$16.147 billion. Projected revenue is \$63,702,983 using the revenue neutral rate of 40.05 cents and a reduced collection rate of 98.5%.
- ✚ *Sales Taxes:* The local (A39 & 42) taxes are projected with a 10% decrease for the September quarter, a 2.5% decrease for the December quarter, and a 1% decrease thereafter. The State-wide (A40) tax is projected at the same except for the September quarter at a 9% decrease.
- ✚ *Occupancy Tax:* Decreases for the key seasonal months of July, August, and September are projected at 30%, 20%, and 10% respectively.

The average county property tax rate in North Carolina for 2019 (latest available) was 67.35 cents with a low of 31 cents and a high of \$1.00. Dare County, at 47 cents, was the 8th lowest property tax rate. The effective tax rate is adjusted for the sales to assessment ratio for each County. Dare's effective tax rate for 2019 was 41.80 cents, which ranked as the 6th lowest. The average was 64.34 cents with a low of 29.05 cents and a high of \$1.0442.

Dare County's revenue neutral rate for 2021 of 40.05 cents would be the fifth lowest rate of the 2020 tax rates.





Fund Balance Appropriation and Projected Fund Balance

2021 appropriated fund balance of \$2,992,000 is within the Board adopted policy of 3% or less of expenditures.

2019 fund balance ended the year at a total of \$40,617,000. 2019 unassigned fund balance ended the year at \$29,555,668, which was \$5,448,770 over the Board policy of 21% of General Fund (fund #10 only) revenues. During 2020, \$3,437,104 was moved to the Capital Investment Fund, \$413,437 was moved to the Disaster Recovery Fund, and \$200,565 was moved to the Capital Projects Fund. The unassigned fund balance remaining was \$22.22% of revenues, or \$1,397,673 over the target policy of 21%. Of that amount, \$589,000 is projected to be used during 2020, leaving \$808,000 for use in 2021 which equals the increase in appropriated fund balance from 2020 to 2021. If projections are correct, ending unassigned fund balance at the end of 2021 will be approximately 21% of revenues.

Expenditures

Personnel

Health Plan

The Health Plan has a 5% projected increase for 2021 at a cost of \$257,756. The County continues to promote its wellness program and has expanded hours and coverage for its partnership with the Outer Banks Hospital for the employee Wellness and Health Clinic.

No changes are made to the Health Plan structure, co-pays and deductibles. Employees will continue to have dual plan options, choosing between the traditional plan or a high deductible Health Savings Account Plan with the first \$750 of costs funded by the plan.

Position Changes

There are no new positions in the 2021 recommended budget. (See *Position Changes* in the [Information Section](#) for all position changes.)

Employee Compensation

The Board implemented a Salary Study prepared by Springstead during 2018 and 2019. 2020 continued the recommendations of that study by including merit pay a cost of living pay adjustment. Due to the economic effects of COVID19, no merit pay and no cost of living adjustment is included in the 2021 recommended budget.

Capital

Of the \$2,124,815 requested capital outlay, \$22,000 is recommended for network intrusion software for Information Technology. (See *Capital Outlay* in the [Information Section](#).)



Insurance

Decreases of \$168,543 across applicable departments for various insurance policy rate decreases are included.

Dare County Schools

Funding of the schools local current expense budget remained, without cuts from 2020 levels, but includes no increase in funding to the Board of Education. Once the economic effects of COVID19 became evident and after staff discussions, Dare County Schools requested the same amount of funding as for 2020. Using the school funding formula agreed upon in 2016 would have resulted in an increase of \$653,470.

Local funding for school operating costs remains at \$24,476,088, which is composed of:

-  \$23,230,449 for local current expense; and
-  \$1,245,639 for County-employed school nurses and school resource officers.

Pupil enrollments and projections are:

NCDPI projection for fall of 2019	5,172
Actual ADM for fall of 2019	5,278
NCDPI projection for fall of 2020	5,296

For the last eleven years, 2011 through 2021, local current expense funding, excluding school nurses and resource officers and the five year annual deferred maintenance funding in 2015 through 2019, has increased 23.08%, from \$18,873,220 to \$23,230,449. Over the same period, pupils have increased 9.46%, from 4,838 to 5,296.

Fiscal Year	Local Current Expense	ADM	\$ per Pupil	% Increase ADM	% Increase Funding	February CPI-S
2011	\$18,873,220	4,838	\$3,901	0.39%	4.18%	2.6%
2012	\$19,158,576	4,865	\$3,938	0.05%	1.50%	1.6%
2013	\$19,560,936	4,932	\$3,966	1.38%	2.10%	2.9%
2014	\$19,831,106	5,010	\$3,958	1.58%	1.38%	1.6%
2015	\$20,193,436	4,978	\$4,057	<0.64%>	1.83%	<0.1%>
2016	\$20,710,742	4,979	\$4,159	0.01%	2.56%	0.1%
2017	\$21,141,138	4,994	\$4,233	0.03%	1.93%	0.7%
2018	\$21,769,791	5,195	\$4,191	4.03%	2.97%	2.8%
2019	\$22,533,002	5,158	\$4,369	<0.71%>	3.51%	2.1%
2020	\$23,230,449	5,278	\$4,401	2.33%	3.09%	1.2%
2021	\$23,230,449	5,296	\$4,386	0.34%	0.00%	1.9%

Departments

Elections

\$14,000 is included for voting equipment rental and \$22,000 is included for the replacement of laptops.

Information Technology

\$25,000 is included for additional network security services and training, \$15,000 is included for additional Alertus software related equipment for staff security, and \$15,000 is included for additional software and device maintenance costs.

Sheriff

\$208,152 is included to correctly classify sworn law enforcement officers per FLSA to a 171 hours per 28 day per period.

College of the Albemarle

The budget maintains \$250,000 for local scholarships to the College of the Albemarle that maintains a Board priority. The scholarships are for Dare County graduating seniors who wish to attend the College of the Albemarle.

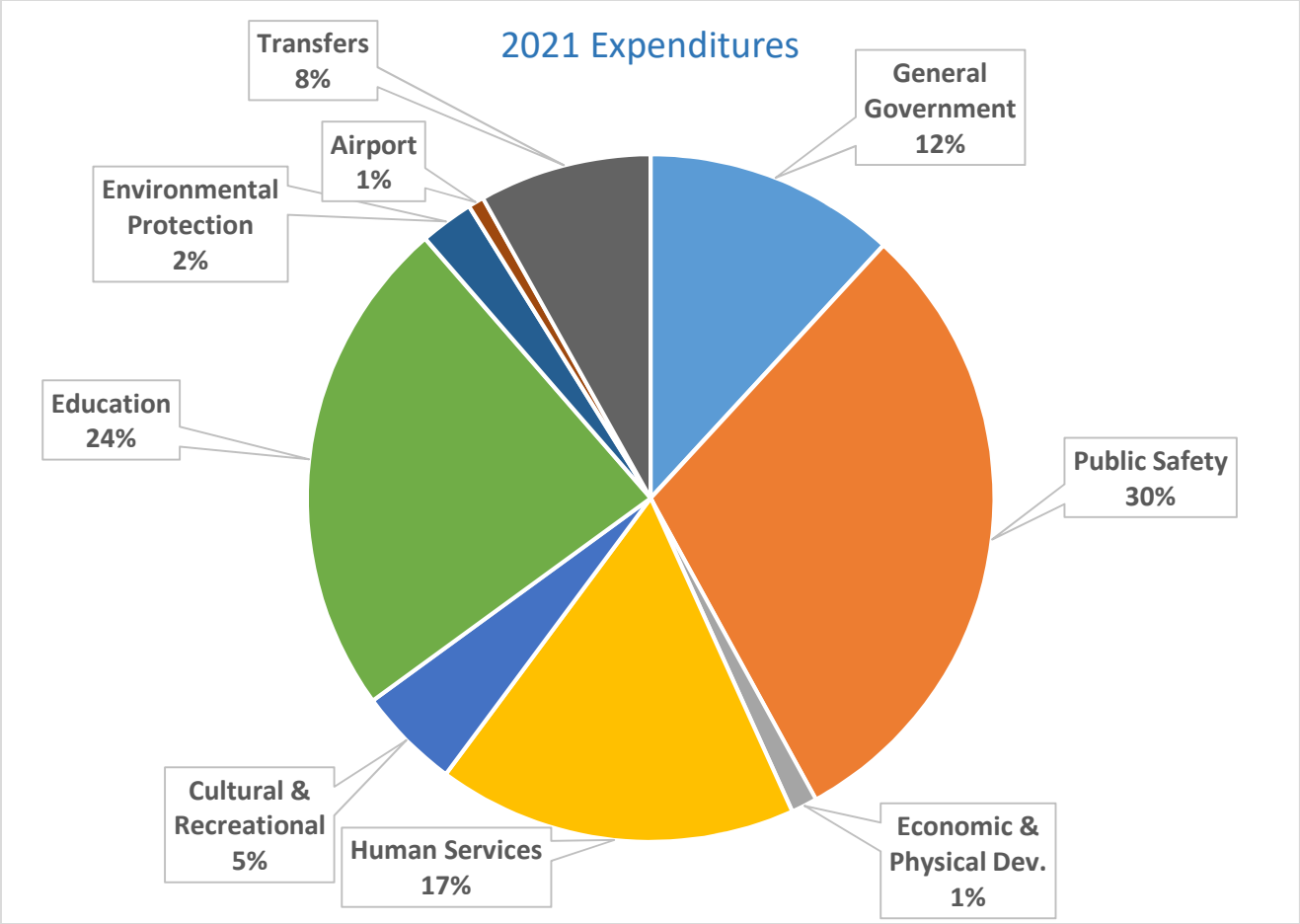
Courts

\$66,100 is included for a security system update and security improvements at the Courthouse.

Transfers to Other Funds

\$210,000 of funds is maintained to be transferred to the Inlet Maintenance Fund for Hatteras Inlet. This will maintain the annual amount available for the County share of work performed at \$250,000.

Reductions to capital outlays have been previously discussed. Similar reductions to the capital improvements plan have been made in order to allow for a temporary reduction of the transfer from the General Fund to the Capital Investment Fund from \$10,426,273 to \$8,478,978.



CAPITAL INVESTMENT FUND AND CAPITAL IMPROVEMENTS PLAN

The recommended 2020 budget included a significant change in budget structure by implementing a Capital Investment Fund. The Capital Investment Fund is a separately budgeted part of the General Fund. For financial reporting purposes the Capital Investment Fund is consolidated into the General Fund in the CAFR/Audit report along with the Disaster Recovery and LEOSSA Funds. See *Fund Structure* in the [Information Section](#) for a further explanation of fund organization. In conjunction with the establishment of the Capital Investment Fund, the County and its financial advisor, DEC Associates, developed a Capital Planning & Debt Affordability Model.

Use of a Capital Investment Fund separates budgeting for operations from that for capital. With 2020, the General Fund (fund #10) budgeted for operations and the Capital Investment Fund (fund #11) budgeted for debt service, capital outlay, and the County’s Capital Improvements Plan.

The General Fund’s contribution to the Capital Investment Fund was set at the 2019 net General Fund cost for debt service and capital outlays of \$10,426,273 and was reduced to \$8,478,978 for 2021.

Model development was completed and approved by the Board along with the 2020 Capital Improvements Plan (CIP). The model also includes plans for major items: roof replacements, heating and air conditioning replacements, major equipment replacements, and major maintenance for the Dare Medflight Airbus helicopter.

2021 THROUGH 2025 CAPITAL IMPROVEMENTS PLAN

The 2021 through 2025 recommended CIP is shown in the *Capital Improvements Plan* in the [Information Section](#).

Due to revenue expected reductions from the land transfer tax and the restricted portions of sales taxes, 2021 projects are recommended at bare minimums and 2022 projects are at approximately 75% of what would be considered to be a normal year. The CIP and the Debt Affordability Model were updated to maintain the Board priority of committed and started projects to be included in the planned Series 2020B limited obligation bonds: College of the Albemarle, Department of Health and Human Services, and a new Animal Shelter for which construction has begun.

The limited funding and projects recommended for 2021 are:

- ✚ \$150,000 for local capital outlay for Dare County Schools.
- ✚ \$145,000 for the Dare County Schools CIP for a HVAC chiller replacement.
- ✚ \$22,000 of capital outlay for Information Technology.
- ✚ \$257,282 for the County CIP, consisting of \$196,632 for construction and repairs to the Solid Waste Transfer Station, and \$60,650 to rebuild a sewer lift station at the College of the Albemarle.
- ✚ \$9,579 for a County HVAC replacement.

It is also recommended that \$1,000,000 be added to the planned 2020B LOBs debt issuance for a Dare County Schools roof replacement at Manteo High School. The sections of roof to be replaced were last done so in 1988 and 1998 and are in dire need of work.

The CIP moves the planned 2022 debt issuance for EMS facilities to 2023, and moves the planned 2024 debt issuance for a new Public Works facility to 2025.

The Board has approved a policy for the Capital Investments Fund and Debt Affordability Model of maintaining an ending fund balance of not less than 0.33 times annual debt service with a target of 0.50 times. The recommended 2021-2025 CIP is projected to result in the following coverages, annual debt service, and ending fund balances:

	2021	2022	2023	2024	2025
Annual debt service	\$15,760,561	\$13,591,324	\$14,633,299	\$13,896,197	\$13,968,788
Ending fund balance	\$5,032,246	\$6,770,889	\$7,335,833	\$7,876,047	\$8,396,804
Coverage	0.32	0.50	0.50	0.57	0.60

OTHER FUNDS

DISASTER RECOVERY FUND (fund #12)

Beginning with 2020, the Disaster Recovery Fund is a separately budgeted part of the General Fund. It budgets for software disaster recovery services and \$100,000 for the initial responses to any emergency. During 2020, \$413,437 was transferred from the General Fund to meet the Board's new policy of an ending Disaster Recovery total fund balance of 1% of the General Fund (fund #10) budget.

E911 FUND (fund #21)

NC E911 Board funding will restart with 2021 after a State mandated reduction of fund balance in 2020.

BEACH NOURISHMENT FUND (fund #22)

The Beach Nourishment Fund budget is set per the Beach Nourishment Financial Model. 2021 includes \$144,000 for sand fencing projects, \$600,000 of debt service support for Nags Head (when combined with remaining amounts from the related capital project budget), \$1,430,899 of debt service support for Duck, Kitty Hawk, and Kill Devil Hills, and \$7,284,842 of County debt service payments for debt issued for projects in Buxton, Nags Head, Kill Devil Hills, Kitty Hawk, and Duck.

SANITATION FUND (fund #24)

The Sanitation Fund's property tax rate is set at the revenue neutral rate 8.86 cents. 2021 appropriates fund balance of \$185,299 to balance the budget and ending fund balance at June 30, 2020 is projected to be \$2,002,307, or 36% of expenditures. The fund balance is expected to reach around 20% of expenditures at the end of 2023. Therefore, with the 2024 budget the tax rate will have to be adjusted or significant service level reductions will have to occur.

WATER FUND (funds #36 and #37)

The Water Rate Model update for 2021 has not been completed while the effects of COVID19 are being determined and incorporated. 2021 will have no rate increase after a 5.0% rate increase for 2020. Per State requirements, system development fees, formally called impact fees, are budgeted in a separate Water Capital Reserve Fund (fund #37).

INTERNAL SERVICE FUNDS

The County maintains two internal service funds, the Insurance Fund and the Fleet Maintenance Fund, and adopts financial plans for each.

INSURANCE FUND (fund #45)

The Insurance Fund is projected to end 2020 with revenues greater than expenditures. That result continues the fund's recovery from significant losses in 2008, 2009, and 2013. As discussed under the General Fund, the Health Plan has a projected increase for 2021 of 5%.

FLEET MAINTENANCE FUND (fund #46)

2021 includes a \$6,000 capital outlay for an air conditioning service machine.

CONCLUSION

The Board is requested to hold a public hearing on the budget during the Board meeting on June 1. The Board may schedule additional workshops or may adopt the budget at any time after the public hearing. The budget and revenue performance will be re-examined at mid-year. If revenue performance is better than projected, the possibility of accomplishing some of the requested but not funded items will be presented to the Board for consideration.

I thank the Board for providing valuable direction to staff in the development of this difficult recommended budget. I appreciate our leadership team of director and department heads in preparing their requested and revised budgets.

Respectfully submitted,

Robert L. Outten, County Manager

DARE COUNTY, NORTH CAROLINA
 ANNUAL BUDGET ORDINANCE
 FISCAL YEAR 2021

BE IT ORDAINED by the Board of Commissioners of Dare County, North Carolina,

Section 1. The following amounts are hereby appropriated in the General Fund for the operation of the county government and its activities for the fiscal year beginning July 1, 2020 and ending June 30, 2021 in accordance with the chart of accounts heretofore established for this county:

General Fund:

Revenues by source:

Ad valorem taxes	\$ 64,549,288
Other taxes	20,417,143
Unrestricted intergovernmental	1,065,250
Restricted intergovernmental	5,078,857
Permits and fees	2,379,917
Sales and services	9,222,362
Interest earnings	208,500
Other revenue	469,227
Other financing sources	3,686,045
Total general fund revenues	<u>\$ 107,076,589</u>

Expenditures by function and department:

General government:

County commissioners	\$ 167,618
County manager	303,059
Public relations	361,420
Elections	364,841
Finance	935,972
Human resources	515,753
Information technology	1,618,258
Tax assessment	2,020,246
Tax collection	657,316
Register of deeds	671,669
Facilities maintenance	1,414,803
Grounds maintenance	1,007,032
General services	587,771
Non-departmental	2,060,183
Total general government	<u>\$ 12,685,941</u>

Public safety:

Sheriff	\$ 7,566,872
Jail	4,519,737
Communications	2,790,693
Courts	657,929
Emergency medical services	13,872,099
Emergency medical helicopter	1,654,762
Emergency management	615,157
Regional emergency communications and emergency operations center	210,580
Animal shelter	410,806
Total public safety	<u>\$ 32,298,635</u>

Economic & physical development:	
Planning	\$ 945,353
Grants & waterways	154,211
Cooperative extension	214,633
Soil & water conservation	81,126
Total economic & physical development	<u>\$ 1,395,323</u>
Human services:	
Health & human services	\$ 18,031,542
Mental health	85,040
Total human services	<u>\$ 18,116,582</u>
Cultural & recreational:	
Parks & recreation	\$ 2,173,843
Libraries	1,075,602
Dare county center	517,525
Baum senior center	476,612
Transportation	698,777
Youth services	216,519
Total cultural & recreational	<u>\$ 5,158,878</u>
Education:	
Board of education	\$ 24,476,894
College of the albemarle	832,064
Total education	<u>\$ 25,308,958</u>
Environmental protection:	
Recycling	\$ 914,748
Solid waste management	365,024
Landfill dirt pit	100,442
Rubble transfer/transport	726,209
Wastewater treatment	70,145
Mosquito control	440,634
Total environmental protection	<u>\$ 2,617,202</u>
Transportation:	
Dare county airport authority	\$ 806,092
Transfers:	
Transfers to other funds	\$ 8,688,978
Total general fund expenditures	<u><u>\$ 107,076,589</u></u>

Section 2. The following amounts are hereby appropriated in Other Governmental Funds.

Capital Investment Fund:	
Revenues	<u>\$ 16,673,239</u>
Expenditures	<u>\$ 16,673,239</u>
Disaster Recovery Fund:	
Revenues	<u>\$ 110,100</u>
Expenditures	<u>\$ 110,100</u>
Law Enforcement Officer's Special Separation Allowance Fund:	
Revenues	<u>\$ 210,000</u>
Expenditures	<u>\$ 210,000</u>
C&D Landfill Fund:	
Revenues	<u>\$ 992,848</u>
Expenditures	<u>\$ 992,848</u>

Emergency Telephone System Fund:	
Revenues	\$ 588,966
Expenditures	<u>\$ 588,966</u>
Beach Nourishment Fund:	
Revenues	\$ 10,957,141
Expenditures	<u>\$ 10,957,141</u>
Restricted ABC Revenue Fund:	
Revenues	\$ 740,000
Expenditures	<u>\$ 740,000</u>
Sanitation Fund:	
Revenues	\$ 6,005,128
Expenditures	<u>\$ 6,005,128</u>
Inlet Maintenance Fund:	
Revenues	\$ 1,985,400
Expenditures	<u>\$ 1,985,400</u>
Donations Fund:	
Revenues	\$ 15,200
Expenditures	<u>\$ 15,200</u>

Section 3. The following amounts are hereby appropriated in the Enterprise Fund.

Water Fund:	
Revenues	\$ 13,710,388
Expenditures	<u>\$ 13,710,388</u>
Water Capital Reserve Fund:	
Revenues	\$ 320,000
Expenditures	<u>\$ 320,000</u>
TOTAL OF ALL FUNDS APPROPRIATED IN SECTIONS 1-3	<u>\$ 159,384,999</u>

Section 4. The following financial plans are hereby adopted for the Internal Service Funds.

Insurance Fund:	
Revenues	\$ 18,278,240
Expenditures	<u>\$ 18,278,240</u>
Fleet Maintenance Fund:	
Revenues	\$ 3,040,945
Expenditures	<u>\$ 3,040,945</u>

Section 5. The capital improvements plan for 2021 through 2025 is approved as shown on the document "2021 Capital Investment Fund/Capital Plan/Debt Affordability Model/Recommended Plan Per Model #6G2". The amounts approved for fiscal year 2021 are reflected in the Capital Investment Fund (fund #11) budget.

The capital project ordinance for the Series 2020B limited obligation bonds, last amended on April 6, 2020, is hereby amended to add the Manteo High School roof replacement project per the CIP. Revenue account number 633090-470318-98726 debt proceeds is increased by \$1,000,000 and expenditure account number 635675-711515-98660 MHS roof replacement is increased by \$1,000,000.

Section 6. Operating funds encumbered by the County as of June 30, 2020, or otherwise designated, are hereby reappropriated for fiscal year 2020-2021. The unexpended balance of Board of Education deferred maintenance, account number 104675-576301, is hereby reappropriated for fiscal year 2020-2021.

Section 7. Donated funds unspent in the Donations fund as of June 30, 2020 are hereby reappropriated for their designated purpose for fiscal year 2020-2021.

Section 8. There is hereby levied a tax at the rate of forty and five hundredths cents (\$0.4005) per one hundred dollars (\$100) valuation of property listed as of January 1, 2020 for the purpose of raising revenue included in "Ad valorem taxes" in the General fund in Section 1 of this ordinance. This rate of tax is based on estimated total valuation of property for the purpose of taxation of \$16,146,591,291 at an estimated rate of collection of 98.5%. The estimated rate of collection is based on the actual collection rate of 99.5% for fiscal year 2018-2019 reduced by 1% to be comparable to fiscal year 2009-2010 at 98.5%.

Section 9. There are hereby levied the following tax rates (in cents) for special tax districts per one hundred dollars (\$100) valuation of property listed for taxes as of January 1, 2020 and located within said districts:

Area	Revenue	
	Neutral Rate	Adopted Rate
Avon fire district	\$0.0602	\$0.0602
Buxton fire district	\$0.0895	\$0.0853
Frisco fire district	\$0.0481	\$0.0481
Hatteras fire district	\$0.0543	\$0.0543
Manns harbor fire district	\$0.0578	\$0.0578
Stumpy point fire district	\$0.0791	\$0.0791
Rodanthe-waves & salvo fire districts	\$0.0755	\$0.0755
Martin's point fire district	\$0.0484	\$0.0484
Colington fire district	\$0.1145	\$0.1145
Roanoke island fire district	\$0.0366	\$0.0366
Hatteras island rescue squad service district	\$0.0084	\$0.0084
Sanitation	\$0.0886	\$0.0886
Hatteras community center district	\$0.0703	\$0.0703
Stumpy point community center district	\$0.0253	\$0.0253
Wanchese community center district	\$0.0221	\$0.0221
Rodanthe-waves-salvo community center district	\$0.0268	\$0.0268
Buxton beach nourishment district	\$0.1957	\$0.1957

Section 10. The rates for Emergency medical services ground transports will be 150% of allowed Medicare rates beginning July 1, 2020.

Section 11. The following rate is hereby adopted as of July 1, 2020 for Emergency medical helicopter services:

Helicopter transport	\$13,950
Mileage	150% of allowed Medicare rate

Section 12. The following rates are hereby adopted as of July 1, 2020 for tipping fees:

C&D landfill per ton \$65.00

Municipal garbage - the County Manager is authorized to set the municipal garbage tipping fee.

Section 13. The following water rates are hereby adopted as of July 1, 2020 for the Water fund:

Base charge minimum - 3,000 gallons:

<u>Meter size:</u>		<u>Rate</u>
RWS 5/8"	\$	16.84
3/4"		40.93
1"		45.50
1 1/4"		50.18
1 1/2"		59.13
2"		78.47
3"		122.82
4"		185.37
6"		342.30
Volumetric:		
Non-seasonal	\$	6.79
Seasonal		8.83

The follow water rates are hereby adopted as of July 1, 2020 for the Water fund for no-read accounts for customers who signed up during the no impact fee grace period:

<u>Meter size:</u>		<u>Rate</u>
3/4"	\$	15.41
1"		19.63
1 1/4"		24.22
1 1/2"		31.54
2"		47.74
3"		85.54
4"		139.54
6"		274.56

The following water fees are hereby adopted as of July 1, 2020 for the Water fund:

<u>Meter size:</u>	Water system		
	<u>development fees</u>	<u>Connection fees</u>	<u>Security deposit fees</u>
3/4"	\$ 2,405	\$ 340	\$ 107
1"	4,008	500	139
1 1/2"	8,017	1,050	275
2"	12,827	1,325	1,278
3"	24,050	2,000	1,847
4"	40,083	3,000	2,417
6"	80,166	4,500	2,417

The following sewer rates are hereby adopted as of July 1, 2020 for the Water fund:

Fixed fee	\$	135.00	per quarter for first 30,000 gallons of water usage
Usage rate		1.00	per thousand for usage over 30,000 gallons

Section 14. Other current user fees and charges are detailed in the User Fees and Charges Schedule. NSF check fees are a recovery of cost.

Section 15. The County Manager, or in his absence his designee, is hereby authorized to transfer appropriations contained herein or to make appropriations under the following conditions:

- The Deputy County manager/Finance Director may transfer amounts between objects of expenditure within a department that do not increase any type of recurring obligation such as salaries, leases, maintenance contract fees, etc.
- The County Manager may transfer amounts between objects of expenditure within a department without limitation and without a report to the Board being required. A report to the Board is required if changes occur relating to positions as allowed by Section 18.
- The County Manager may transfer amounts up to \$25,000 between departments of the same fund and must make a report to the Board of such transfers at the next regular meeting of the Board.
- The County Manager may transfer funding from appropriations established for salary adjustments and termination pay and from the contingency appropriation in the General fund observing any policies established by the board of commissioners.
- The County Manager may execute all budget amendments within the Donations fund that are balanced. Donations must be specified as to use.
- In the event of an emergency and under emergency circumstances, the County Manager may transfer funding from the emergency operations appropriation within the Disaster Recovery fund. In the event of an emergency and under emergency circumstances where the Board cannot reasonably hold a meeting, the County Manager is authorized to transfer and expend appropriated sums from any budget account to ensure that the emergency is handled as efficiently and expeditiously as possible. Following the expenditure of funds in this provision, and as soon as the Board can reasonably meet under existing circumstances, the County Manager shall notify the Board the reason for such action, how funds were expended, and present to the Board for ratification an emergency appropriation that sets forth what measures are required to ensure that funds are restored to the appropriate accounts and that the budget is balanced at the end of the fiscal year in which the emergency expenditures occurred.
- For purposes of this section, Health & Human Services is one department comprised of the division of health and all divisions of social services, Tax Collection is one department comprised of the divisions of property tax collection, occupancy tax collection, and prepared foods tax collection, and Tax Assessment is one department comprised of the divisions of tax mapping, revaluation, business personal tax, and realty transfer tax. These consolidations apply for budgetary level of control and for policies relating to the County Manager's authorizations.

Section 16. The County Manager, or in his absence his designee, is hereby authorized to execute contractual documents under the following conditions:

- The County Manager may execute contracts for:
 - 1) purchases of apparatus, supplies and materials, and equipment which are within budgeted departmental appropriations;
 - 2) leases of personal property which are of a duration of one year or less; and
 - 3) services and service contracts which are within budgeted departmental appropriations.
- The County Manager may execute contracts, as the lessor or lessee of real property, which are of a duration of one year or less which are within budgeted departmental appropriations.

- The County Manager may execute contracts for feasibility, engineering, design or architectural services, where consultant fees are estimated to be less than \$25,000.
- The County Manager may execute contracts for construction or repair projects which do not require formal competitive bid procedures.
- The County Manager may execute change orders or amendments to construction contracts in amounts up to \$25,000 when the appropriate annual budget contains sufficient appropriated but unencumbered funds or a capital project ordinance contains a project contingency.
- The County Manager may execute grant agreements to or from public and nonprofit organizations which are within budgeted appropriations unless the grantor organization requires execution by the board of commissioners.
- The County Manager is authorized to approve insurance agreements, provided sufficient funds have been appropriated or are within a financial plan.

Section 17. The County Manager, or in his absence his designee, is hereby authorized, empowered and directed to execute any and all contracts and documents, as to him seems necessary, for any agenda items approved by the Board of Commissioners during a Board meeting.

Section 18. The total number of full-time and part-time permanent positions shall be the maximum number authorized in the entirety of the budget document for the various departments of the County during the fiscal year, except for changes authorized by the Board or as herein provided.

- The County Manager may increase or decrease the number of full-time and/or part-time permanent and/or temporary positions within a department provided the aggregate annual amount to be expended, taking into consideration the changes made, will not exceed the respective annual appropriation for the related salaries and fringes. The County Manager is required to make a report at the next regular meeting of the Board.
- The County Manager may make rearrangements of positions within a department and may change position grades and pay amounts of positions within a department provided the aggregate annual amount to be expended, taking into consideration the changes made, will not exceed the respective annual appropriation for the related salaries and fringes. The County Manager is required to make a report at the next regular meeting of the Board.

Section 19. Further authorizations related to budget and budget controls are as follows:

- The County Manager and the Finance Director are directed and authorized to establish and administer budgeting within department appropriations on a line item control basis.
- All grants included in the adopted budget are deemed to be approved by the Board and will not return to the Board for approval to apply or accept the grant unless it is specifically required by the grantor.
- Upon notification of funding increases or decreases to existing, budgeted grants, the County Manager may increase or decrease related appropriations and estimated revenues to match.
- If the estimated revenue in support of an operating appropriation declines, the County Manager is hereby authorized to limit the expenditure of appropriations to equal the decline in estimated revenue. The County Manager will give prior notice to the Board of any limitation of expenditures exceeding \$50,000.
- The County Manager and/or Finance Director/Assistant to the County Manager may create and execute budget amendments for both estimated revenues and expenditures for debt financings provided that a prior budget has been established by the Board for the debt financing based upon estimates, that the debt financing has been approved by the Board, and that the final amounts are not materially different from the prior estimates.
- The Finance Director is authorized to execute interfund loans as needed during the fiscal year to provide cash for operations until such time as revenues received are sufficient to provide

funding for expenditures in the receiving fund. This authorization also applies to balances as of the end of the fiscal year provided that the interfund loan is temporary and/or there is a plan for repayment to the loaning fund.

- The County Manager may reject formal bids when deemed appropriate and in the best interests of the County pursuant to G.S. 143-129(a).

Section 20. Use of occupancy tax revenues within the General fund are hereby earmarked as follows: \$622,518 (15% of revenue) for garbage, refuse, and solid waste collection and disposal (Recycling, Solid waste management, Landfill dirt pit, Rubble transfer/transport, and Wastewater treatment); \$1,452,541 (35% of revenue) for law enforcement (Sheriff, Detention center, and Courts); and \$2,075,059 (50% of revenue) for emergency services (Communications, Emergency medical services, Emergency medical helicopter, and Emergency management).

Section 21. Appropriations for the Courts firstly are made from court facility fees and court facility fee interest and secondly are made from other revenues.

Section 22. The appropriation for the Dare County Board of Education is allocated as follows:

\$	24,476,894	for local current expense
	150,000	for local capital outlay
	145,000	for capital improvements plan


Appropriations for the Dare County Board of Education firstly are made from revenue sources that are restricted to the use of the school system and secondly are made from other revenues. The appropriation for local current expense for the Dare County Board of Education will be distributed in twelve (12) equal monthly installments at the beginning of each month, unless for good cause shown as determined by the County Manager. Local capital outlay for the Dare County Board of Education will be distributed in the first month of the fiscal year. Any additional local capital outlay identified and funded in the capital improvements plan will be paid directly to vendors and contractors by the county upon presentation of approved invoices from the board of education as well as any additional documentation determined necessary by the county Finance Director.

Section 23. Appropriations transferred from the Restricted ABC Revenue fund to the General fund will be used for child and family services.

Section 24. Copies of the 2020-2021 Budget as provided herein have remained open for public inspection and have been furnished to the Budget Officer (County Manager), Finance Officer and Clerk to the Board of Commissioners as required by the laws of the State of North Carolina.

Section 25. There will usually be differences between the forecasted and actual results, because events and circumstances frequently do not occur as expected, and those differences may be material.

This Ordinance is adopted this 1st day of June, 2020.



Robert Woodard, Chairman
Board of Commissioners



Attest: Cheryl Anby
Clerk to the Board

BUDGET ORDINANCE
Schedule of User Fees and Charges
Fiscal Year 2021

Elections

Voter registration copies:

Printer copy of data	per page	\$ 0.10
Avery 5160 labels with voter data	per label	0.01

Tax mapping

Map	8.5 x 11 inch	\$ 1.00
Map	8.5 x 14 inch	1.00
Map	18 x 24 inch (no aerial)	3.00
Map	11 x 17 inch (no aerial)	2.00
Map	11 x 17 inch (with aerial)	3.00
Map	18 x 24 inch (with aerial)	5.00
Map	zoning map (color)	8.00
Map	full size tax map	10.00
Map	full size tax map (no aerial)	5.00
Registry plat	18 x 24 inch (blueline)	3.00

Sheriff

Fingerprint fee	per request	\$ 5.00
-----------------	-------------	---------

Storage fees:

Firearms	\$ 0.30 per day with a minimum of a \$5.00 fee for each firearm
Ammunition	0.05 per day with a minimum of a 1.00 fee for each storage box that contains ammunition

Jail

Inmates housed for other counties	per day	\$ 55.00
Employee meal purchases from jail kitchen	per meal	2.00
Sick call fee	per visit	20.00
Prescription fee	per prescription	10.00

Parks & Recreation

Program Fees:

Adult programs	fees are set per program and are intended to cover direct costs
Youth programs	fees are set per program with consistency between programs

Facility Usage Fees:

Field	\$ 10.00 per hour, plus 10.00 per hour for lights
Gymnasium (during operating hours)	10.00 per hour
Tennis court	10.00 per hour per court (maximum of 3 courts)
Tournament – field	150.00 per day, plus 50.00 for lights, plus 25% of charged admission and sales
Tournament - gymnasium	35.00 per hour, plus 25% of charged admission and sales, plus 15.00 per hour if staff person required
Meeting space (during operating hours)	10.00 per hour
Bleacher rental, 250 seating	75.00 per day
Bleacher rental, all other	15.00 per day

Additional charges, i.e. security deposit, may apply per facility use agreement to be signed by both parties.

User Fees and Charges (continued)

The Fessenden Center

Facility usage:

Facility usage fee	\$40.00 per hour plus surcharge
1 – 100 person event surcharge	5.00 per hour
101 – 500 person event surcharge	10.00 per hour
501 – 1000 person event surcharge	15.00 per hour
over 1000 person event surcharge	20.00 per hour

Additional charges, i.e. security deposit, may apply per facility use agreement to be signed by both parties.

The Dare County Center

Swipe card fee	\$5.00 per card
----------------	-----------------

Facility usage:

Facility usage fee	\$40.00 per hour plus surcharge
1 – 100 person event surcharge	5.00 per hour
101 – 500 person event surcharge	10.00 per hour
501 – 1000 person event surcharge	15.00 per hour
over 1000 person event surcharge	20.00 per hour

Additional charges, i.e. security deposit, may apply per facility use agreement to be signed by both parties.

Fitness class fees:

Fitness classes, other than Zumba	\$3.00 per class or 15.00 for a month, 55 & older participants may attend at no cost
Zumba	5.00 per class or 25.00 for a month, 55 & older participants may attend at no cost

The Baum Center

Facility usage:

Facility usage fee	\$40.00 per hour plus surcharge
1 – 100 person event surcharge	5.00 per hour
101 – 500 person event surcharge	10.00 per hour
501 – 1000 person event surcharge	15.00 per hour
over 1000 person event surcharge	20.00 per hour

Additional charges, i.e. security deposit, may apply per facility use agreement to be signed by both parties.

Transportation

Fares:

Local	\$ 3.00 one way, 6.00 roundtrip
Out of county	7.00 one way, 14.00 roundtrip
Medicaid trip	Medicaid allowed per mile rate with no fare charged
No show fee	10.00

Public Works

Bay Disposal truck weighing	each	\$ 10.00
-----------------------------	------	----------

Containers:

Trash can, picked up	each	\$ 80.00 plus tax
Trash can, delivered	each	90.00 plus tax
8 yard dumpster	each	1,155.63 plus tax

User Fees and Charges (continued)

Parts:

Black lid	each	\$ 22.38 plus tax
Wheel	each	8.19 plus tax
Axle	each	11.12 plus tax
Dumpster rod	each	10.00 plus tax
Kit (1 lid, 2 wheels, 1 axle)	each	49.88 plus tax
Spacer	each	0.57 plus tax

Countywide

Returned payment fees:

Tax Collections, per G.S. 105-357(b)(2), \$ 25.00 or 10% of the amount of the payment, whichever is greater,
subject to a maximum of \$1,000.00

All Other Departments 35.00

Credit card surcharge:

Surcharge 2.00%

User Fees and Charges (continued)

Planning

Fees:		
Subdivision, mobile home park, travel trailer park	per lot/site	\$50
Subdivision exempt plat review	per plat	\$50
Zoning Board of Adjustment	per ZBA application	\$300
Zoning Amendments—change in zoning map	per rezoning	\$400
Zoning Amendments – text amendment requests	per application	\$400
Commercial administrative site plan review (approval valid for 12 months)	per total footprint of proposed structure (heated and non-heated)	\$0.25 sq ft
Conditional use permits –home occupation	per application	\$50
Conditional use permits – child care homes	per application	\$50
Conditional use permits –residential group housing	per structure	\$50
Conditional use permits – commercial CUPs including commercial group developments	per total footprint of proposed structure (heated and non-heated)	\$0.25 sq ft
Conditional Use Review –wind turbine		\$250
Amendment to CUP	per application	\$100
Conditional Use Review – all other uses	Minimum application fee	\$200
Residential Site Plan Review (New Construction and Substantial Improvements) (approval valid for 12 months)	per application	\$100
Sign Permits	per application	\$150
Flood Development Permit (not associated with building permit)	per application	\$50
Building Permits-Residential		
		Heated/Non-heated
1 & 2 family dwellings	per sq. ft.	\$0.75/\$0.40
Modular homes	per sq. ft.	\$0.75/\$0.40
Mobile homes (only charge for heated)	per sq. ft.	\$0.50
Additions and enclosures	per sq. ft.	\$0.75/\$0.40
Accessory structure with any dimension over 12 ft.	per sq. ft.	\$0.75/\$0.40
Accessory structure with any dimension less than 12 ft.	Flood development permit	\$50
Building Permits –commercial, including but not limited to:		
		Heated/Non-heated
Assembly (churches, restaurants, theaters)	per sq. ft.	\$0.95/\$0.65
Business (banks, offices)	per sq. ft.	\$0.95/\$0.65
Educational (school, child care centers)	per sq. ft.	\$0.95/\$0.65
Institutional (jail, hospital, nursing home)	per sq. ft.	\$0.95/\$0.65
Mercantile (retail, drug store, market)	per sq. ft.	\$0.95/\$0.65
Factory industrial (plant, boat building)	per sq. ft.	\$0.95/\$0.65
Storage (rental units, except hazardous)	per sq. ft.	\$0.95/\$0.65
Hazardous (any of the above)	per sq. ft.	\$0.95/\$0.65
R-1 (hotel, motel, dorm)	per sq. ft.	\$50 unit + \$0.95/\$0.65
R-2 (condo, apartment)	per sq. ft.	\$100 unit + \$0.95/\$0.65

User Fees and Charges (continued)

<i>Building Permits – residential or commercial</i>		
Docks, piers, bulkheads, dune walks		\$250
Swimming pools		\$300
Hot tubs		\$300
Communication towers, water tanks	per vertical ft.	\$20
Antenna (installation, replacement on communication towers, water tanks)	per antenna/unit replaced	\$300
Gas pumps (installation, replacement)	per pump	\$250
Fuel Tanks (installation, replacement)	per tank above and underground	\$500
Wind turbine	per vertical ft.	\$3
Remodel, alteration	per \$1,000 cost	\$10
Signs up to 64 sq. ft. (includes electrical)		\$150
Signs over 64 sq. ft. (includes electrical)		\$250
Change of use with no remodel		\$150
Flood development permit with building permit		\$75
CAMA minor permit		\$100
Moving permit		\$200
Minimum building permit fee		\$150
Re-inspection fee		\$100
Demolition permit (not associated with building replacement)		\$250
Permit renewal fee (must be renewed within 30 days of expiration)		Treated as new permit
Penalty for starting work without permit		Original permit cost plus 50%
Penalty for failing to call for inspections		50% of original permit cost
<i>Electrical Permits</i>		
New construction - residential		Included in building permit
Remodel and alteration		Included in building permit
Service change – line side including panel board		\$150
New service, not requiring separate building permit		\$150
Service upgrade, not requiring separate building permit		\$150
Add circuits to existing panel		\$150
Generator sets		\$150
Minimum permit fee		\$150
<i>Plumbing Permits</i>		
New construction		Included in building permit
Remodel and alteration		Included in building permit
Fixture replacement, relocation/addition not requiring separate building permit		\$150
Minimum permit fee		\$150

User Fees and Charges (continued)

<i>Mechanical Permits</i>		
New construction		Included in building permit
Remodel and alteration		Included in building permit
Change outs	up to 3 units	\$150
Change outs	4 or more units	\$50 per unit
Gas permits – installation		\$150
Minimum permit fee		\$150

**DARE COUNTY DEPARTMENT OF HEALTH & HUMAN SERVICES
PUBLIC HEALTH DIVISION
CLINICAL SERVICES FEE SCHEDULE
FY 2021**

CPT Code	DESCRIPTION	MOD1	MOD2	Units	Fee
90471	1 Injection Immunization Admin			1	\$ 20.00
J3490	17P 250mg + 96372			1	\$ 25.00
90472	2 or more Injections			1	\$ 20.00
82951	3 hour glucose tolerance test			1	\$ 80.00
J7303	340b Nuvaring (1 box of 3)	FP	UD	1	\$ 30.83
86900	ABO and RH			1	\$ 13.94
90696	Administration of diphtheria, tetanus, acellular pertussis, and inactivated polio vaccine	SL		1	\$ -
90698	Administration of diphtheria, tetanus, acellular pertussis, hemophilus influenzae type B, and polio vaccine	SL		1	\$ -
90723	Administration of diphtheria, tetanus, acellular pertussis, hepatitis B and inactivated poliovirus vaccine	SL		1	\$ -
90710	Administration of first measles, mumps, rubella, and varicella (MMRV) vaccine	SL		1	\$ -
90633	Administration of hepatitis A virus vaccine on 2 dose schedule for under age 18	SL		1	\$ -
G0010	Administration of hepatitis B vaccine			1	\$ 22.00
G0008	Administration of influenza virus vaccine-MC			1	\$ 20.00
G0009	Administration of pneumococcal vaccine			1	\$ 22.00
90714	Administration of tetanus and diphtheria toxoids (Td)	SL		1	\$ -
82105	AFP tetra(Alpha fetoprotein) unconjugated			1	\$ 81.43
84460	ALT(SGPT)			1	\$ 3.54
82150	Amylase			1	\$ 5.62
59426	Antepartum care; 7 or more visits			1	\$ 1,404.00
59425	Antepartum care; visits 4-6			1	\$ 700.00
86850	Antibody Screen			1	\$ 16.74
86038	Antinuclear Antibodies			1	\$ 7.90
85730	APTT			1	\$ 7.28
84450	AST(SGOT)			1	\$ 3.54
82239	Bile acids level			1	\$ 67.75
57100	Biopsy of vaginal mucous membrane			1	\$ 183.00
82948	Blood glucose measurement by finger stick method	QW		1	\$ 10.00
99401	BMI treatment plan			1	\$ -
99403	BMI, abnormal			1	\$ -
99402	BMI, normal			1	\$ -
84520	BUN Urea nitrogen level to assess kidney function			1	\$ 14.04
85025	CBC W diff LabC			1	\$ 4.06
36415	Collection of Venous Blood			1	\$ 25.00
57452	Colposcopy of the cervix including upper/adjacent vagina			1	\$ 209.00
57456	Colposcopy w/ endoscopic curettage			1	\$ 157.00
57455	Colposcopy with biopsy of the cervix			1	\$ 208.00
57454	Colposcopy with biopsy of the cervix and endocervical curettage			1	\$ 300.00

CPT Code	DESCRIPTION	MOD1	MOD2	Units	Fee
99409	Completion of TB Screening (LU102)			1	\$ 15.00
82550	Creatinine Kinase (NOT SERUM)			1	\$ 3.40
G9459	Currently a tobacco non-user			1	\$ -
88141	Cytopathology, phys. reading, abnormal			1	\$ 25.00
99455	Dare Cty Schools Pre-empl PE/TB			1	\$ 65.00
99456	Dare Cty Schools Subst.Teach PE/TB			1	\$ 80.00
J1050	DepoProvera, 1 mg Private			150	\$ 0.40
56501	Destroy Condylomata			1	\$ 263.00
54050	Destroy lesions			1	\$ 196.00
96110	DEV Screening (PEDS,ASQ,MCHAT)			1	\$ 15.00
57170	Diaphragm Fitting			1	\$ 117.00
80162	Digoxin			1	\$ 10.40
80185	Dilantin			1	\$ 12.50
80307	Drug Panel 7 drugs LC # 794370	QW		1	\$ 73.00
80300	Drug screen (DSS, HR)	QW		1	\$ -
80300	Drug screen (Town of NH)			1	\$ 50.00
80307	DRUG TEST(S), Buprenorphine, ANY NUMBER OF DRUG CLASSES, ANY NUMBER OF DEVICES OR PROCEDURES, BY INSTRUMENT CHEMISTRY ANALYZERS (EG, UTILIZING IMMUNOASSAY [EG, EIA, ELISA, EMIT, FPIA, IA, KIMS, RIA]), CHROMATOGRAPHY (EG, GC, HPLC), AND MASS SPECTROMETRY EITHER WITH OR WITHOUT CHROMATOGRAPHY, (EG, DART, DESI, GC-MS, GC-MS/MS, LC-MS, LC-MS/MS, LDTD, MALDI, TOF) INCLUDES SAMPLE VALIDATION WHEN PERFORMED, PER DATE OF SERVICE			1	\$ 58.00
90700	DTaP immunization	SL		1	\$ -
90700	DTaP private			1	\$ 33.00
58100	Endometrial Biopsy of uterine lining			1	\$ 235.00
57500	Endometrial Polypectomy/Biopsy of cervix or excision of local growths			1	\$ 225.00
82670	Estradiol			1	\$ 75.01
J1050FP	Family Planning DepoProvera 304b	FP	UD	150	\$ 0.19
90846	Family psychotherapy			1	\$ 90.99
90847	Family psychotherapy including patient			1	\$ 111.83
82272	Fecal Occult Blood(Single)			1	\$ 13.00
Q0114	Fern test			1	\$ -
82728	Ferritin			1	\$ 11.23
36416	Finger,Heel,Ear Stick/Blood			1	\$ 7.00
90660	Flu (90660) intranasal product (triva)			1	\$ 29.00
90672	FLU (90672) Intranasal Product (quad)			1	\$ 29.00
90658	Flu Vaccine			1	\$ 15.00
Q2037	Fluvirin vacc, 3 yrs & >, IM			1	\$ 20.00
Q2038	Fluzone vacc, 3 yrs & >, IM			1	\$ 15.00
82746	Folate			1	\$ 11.23
84439	Free T4			1	\$ 12.90
83001	FSH LabCorp			1	\$ 45.76
90651	Gardasil 9	SL		1	\$ -

CPT Code	DESCRIPTION	MOD1	MOD2	Units	Fee
90651	Gardasil 9 Intramuscular administration of nonavalent human papilloma virus (HPV) vaccine for HPV types 6, 11, 16, 18, 31, 33, 45, 52, and 58 as part of 3-dose-schedule			1	\$ 273.00
87081	GC Culture 1 2 3			1	\$ 27.00
87491	GC/Chlamydia trachomatis DNA detection by amplified probe technique			1	\$ 37.86
87798	GC/Chlamydia/Trich			1	\$ 90.00
82977	GGT			1	\$ 3.54
82950	Glucose Test-1GTT			1	\$ 25.00
82947	Glucose,Plasma Labcorp			1	\$ 3.54
90853	Group psychotherapy			1	\$ 31.22
87150	Group Strep B Identification of organisms by genetic analysis			1	\$ 154.00
G0109	Group Visit (30 min units)			1	\$ 24.00
82952	GTT, each addl beyond 3			1	\$ 6.00
84703	HCG Qualitative			1	\$ 12.48
84702	hCG Quantitative			1	\$ 12.48
96160	Health Risk Assessment-HEADSS			1	\$ 11.00
96127	Health Risk Assessments (CRAFFT,PSC,PSC-Y)			1	\$ 10.00
92551	Hearing Screening			1	\$ 23.00
83036	Hemoglobin A1C			1	\$ 18.20
83036	Hemoglobin A1c/EAG total hemoglobin ratio	QW		1	\$ 50.75
85018	Hemoglobin-Finger Stick	QW		1	\$ 10.00
85018	Hemoglobin-finger stick	FP		1	\$ 10.00
90647	Hemophilus influenza B vaccine prp-omp 3 dose IM	SL		1	\$ -
90632	HEP A (ADULT)			1	\$ 52.00
90633	HEP A (PEDS)			1	\$ 33.00
90744	HEP B (Peds)			1	\$ 29.00
90746	HEP B Adult			1	\$ 57.00
80076	Hepatic Function Panel (7)			1	\$ 6.03
90744	Hepatitis B immuniz, peds/adolesc	SL		1	\$ -
86706	Hepatitis B Surface AB (Hep B Titer)			1	\$ 14.98
86803	Hepatitis C Virus Antibody			1	\$ 11.23
80074	Hepatitis Panel			1	\$ 51.17
86695	Herpes Serology incl. 86696			1	\$ 42.74
90647	HIB			1	\$ 32.00
98960	HIV results (LU101)			1	\$ -
99502	Home Visit for Newborn Care			1	\$ 224.00
99501	Home Visits for Mother			1	\$ 224.00
86870	Identification of red blood cell antibodies			1	\$ 39.20
90461	IM adm thru 18yr any rte addl vac			1	\$ 15.00
90471	Imadm1 vaccine	EP		1	\$ 39.00
90460	IMM ADM TILL 18 1ST INJ			1	\$ 39.00
90473	Immunization Admin. by intranasal			1	\$ 25.00
G0108	Individual Visit (30 min. units)			1	\$ 65.00
90655	Influenza 6 – 35 months – preservative free			1	\$ 15.00
87804	Influenza test (Pilot employee clinic only)			1	\$ 35.00

CPT Code	DESCRIPTION	MOD1	MOD2	Units	Fee
90656	Influenza virus vacc split prsrv free 3 yrs/> IM			1	\$ 15.00
81420	InformaSeq (LabCorp)			1	\$ 795.00
96372	Injection (Therapeutic)			1	\$ 30.00
90686	Intramuscular administration of preservative free quadrivalent influenza vaccine in patients 3 years or older			1	\$ 15.00
90686	Intramuscular administration of preservative free quadrivalent influenza vaccine in patients 3 years or older	SL		1	\$ -
90657	Intramuscular injection of trivalent split virus seasonal influenza vaccine in patient 6 to 35 months of age			1	\$ 15.00
83540	Iron and TIBC (83550 included)			1	\$ 25.69
58300	IUD (intrauterine device) insertion			1	\$ 164.00
58301	IUD Removal			1	\$ 192.00
83615	LDH			1	\$ 3.40
83655	Lead, Blood (Adult)			1	\$ 8.63
J7297FP	Liletta	FP	UD	1	\$ 48.00
J7297	Liletta Private			1	\$ 60.00
83690	Lipase			1	\$ 5.62
80061	Lipid panel			1	\$ 11.34
83704	Lipo-Profile NMR			1	\$ 51.58
83735	Magnesium			1	\$ 3.54
86735	Measles/Mumps/Rubella Immunity(86762 & 86765 INCLUDED)			1	\$ 40.66
86140	Measurement C-reactive protein for detection of infection or inflammation			1	\$ 52.25
86225	Measurement of DNA antibody			1	\$ -
S0280	Medical home program, comprehensive care coordination and planning, initial plan			1	\$ 50.00
S0281	Medical home program, comprehensive care coordination and planning, maintenance of plan			1	\$ 150.00
S9981	Medical records copying fee, administrative			1	\$ -
90734	Menactra/Menveo private			1	\$ 133.00
90620	Meningitis B (Bexsero)			1	\$ 188.00
90620	Meningitis B (Bexsero)	SL		1	\$ -
90734	Meningococcal conj vaccine tetravalent im	SL		1	\$ -
80053	Metabolic Panel (14)(CMP)			1	\$ 7.49
80048	Metabolic Panel(8)(BMP)(includes creatine serum)			1	\$ 6.24
82043	Microalbumin Creatine Ratio			1	\$ 16.74
J7298	Mirena Levonorgestrel-releasing intrauterine contraceptive system, 52 mg, 5 year duration	FP	UD	1	\$ 284.18
J7298	Mirena private Levonorgestrel-releasing intrauterine contraceptive system, 52 mg, 5 year duration			1	\$ 355.23
90707	MMR Private			1	\$ 95.00
90707	MMR State	SL		1	\$ -
G0271	MNT - Group (30 minute units)			1	\$ 25.00
G0270	MNT - Initial Individual (15 minute units)			1	\$ 60.00
97803	MNT Follow-Up – 15 min.			1	\$ 26.80
97804	MNT Group – 30 min.			1	\$ 25.00

CPT Code	DESCRIPTION	MOD1	MOD2	Units	Fee
97802	MNT Initial Individual Only 15 min unit			1	\$ 30.64
2000F	Monitoring of blood pressure as ordered and as needed			1	\$ -
86308	Monospot (80061 included)			1	\$ 9.05
J7307FP	Nexplanon implant device FP	FP	UD	1	\$ 404.00
J7307	Nexplanon implant device Private			1	\$ 505.00
11981	Nexplanon implant, insertion			1	\$ 181.00
11982	Nexplanon implant, removal			1	\$ 207.00
11983	Nexplanon, removal w/ reinsertion			1	\$ 320.00
59025	NST Fetal non-stress test			1	\$ 80.00
99214	OB Clinic visit for established patient for 25 minutes	OB		1	\$ -
99215	OB Comp eval established patient	OB		1	\$ -
99213	OB Established: Exp Problem Focused	OB		1	\$ -
99212	OB Low level established patient office visit	OB		1	\$ -
99211	OB Minor level established patient office visit	OB		1	\$ -
80081	OB panel w/ HIV LC			1	\$ 76.86
80055	Obstetric panel w/HIV/Varicella LC			1	\$ 83.10
D0145	Oral evaluation patient<3 years of age			1	\$ 55.00
99213	OV Est. Pt. Level III-Expanded			1	\$ 158.00
99212	OV Est. Pt. Level II-Limited			1	\$ 101.00
99211	OV Est. Pt. Level I-Nurse Only			1	\$ 56.00
99214	OV Est. Pt. Level IV-Detailed			1	\$ 233.00
99215	OV Est. Pt. Level V-Complex			1	\$ 326.00
99202	OV New Pt. Level II-Expanded			1	\$ 168.00
99203	OV New Pt. Level III-Detailed			1	\$ 239.00
99201	OV New Pt. Level I-Minimal			1	\$ 108.00
99204	OV New Pt. Level IV-Mod Comp			1	\$ 365.00
99205	OV New Pt. Level V- High Comp			1	\$ 422.00
99392	OV Prev 1-4Yr. Well Child EST			1	\$ 202.00
99396	OV Prev 40-64 Yr Exam EST			1	\$ 270.00
99386	OV Prev 40-64 Yr Exam w/FP NEW			1	\$ 337.00
99393	OV Prev 5-11 Yr Exam EST			1	\$ 203.00
99397	OV Prev 65+ Year EST			1	\$ 280.00
99387	OV Prev 65+ Year NEW			1	\$ 344.00
99384	OV Prev Age 12-17 yrs NEW			1	\$ 243.00
99394	OV Prev Age 12-17yrs EST			1	\$ 218.00
99395	OV Prev Age 18-39 yrs EST			1	\$ 239.00
99385	OV Prev Age 18-39yrs NEW			1	\$ 251.00
99391	OV Prev Well Exam <1 EST			1	\$ 190.00
99381	OV Prev Well Exam <1 New			1	\$ 208.00
99382	OV Prev Well Exam 1-4 Yr New			1	\$ 216.00
99383	OV Prev Well Exam 5-11 Yr New			1	\$ 225.00
81175	Pap w/CTng reflex to ASCUS			1	\$ 62.76
J7300FP	Paragard IUD contraceptive device 340b	FP	UD	1	\$ 250.00
J7300	Pargard IUD contraceptive device private			1	\$ 270.00
83986	PH Body Fluid Except Blood			1	\$ 6.25
S4993	Pill Pack (OCP)			1	\$ 10.00

CPT Code	DESCRIPTION	MOD1	MOD2	Units	Fee
90670	Pneumococcal conjugate vaccine, 13 valent, for intramuscular use	SL		1	\$ -
90732	Pneumonia			1	\$ 129.00
90713	Polio private			1	\$ 39.00
59430	Post-delivery care			1	\$ 246.00
84132	Potassium			1	\$ 3.54
99429	PPD - Negative/Private (LU120)			1	\$ 15.00
99412	PPD - Negative/State (LU118)			1	\$ 15.00
99420	PPD - Positive/Private (LU119)			1	\$ 15.00
99411	PPD - Positive/State (LU117)			1	\$ 15.00
81025	Pregnancy Test - Urine			1	\$ 20.00
86645	Prenatal infectious disease panel Analysis for antibody (IgM) to Cytomegalovirus (CMV)			1	\$ 378.25
86644	Prenatal panel Analysis for antibody to Cytomegalovirus (CMV)			1	\$ 400.75
90670	Prevnar			1	\$ 297.00
84144	Progesterone			1	\$ 57.59
84146	Prolactin			1	\$ 58.03
85610	Protime			1	\$ 7.70
84153	PSA			1	\$ 8.63
90845	Psychoanalysis			1	\$ 86.49
90791	Psychosocial eval/assess, initial			1	\$ 148.30
90840	Psychotherapy for crisis, add-on			1	\$ 89.13
90839	Psychotherapy for crisis, first 60 minutes			1	\$ 139.95
90832	Psychotherapy, 30 minutes with patient and/or family member			1	\$ 61.78
90834	Psychotherapy, 45 minutes with patient and/or family member			1	\$ 80.24
90837	Psychotherapy, 60 minutes with patient and/or family member			1	\$ 117.58
90675	Rabies-intramus(pre)			1	Cost
87624	Reflex test to HPV (with 88175)			1	\$ 62.76
85045	Retic count			1	\$ 6.76
86431	Rheumatoid Arthritis Factor (RA)			1	\$ 16.74
J2790	Rhogam (Full)			1	\$ 133.00
90680	Rotarix			1	\$ 105.00
90680	Rotavirus vaccine, pentavalent, 3 dose schedule, live, for oral use	SL		1	\$ -
85651	Sedimentation Rate			1	\$ 12.27
90750	Shingrix for intramuscular use			1	\$ 181.00
83021	SICKLE CELL SCREEN (85660 included)			1	\$ 17.94
94250	Single measurement of remaining air or lung capacity after exhalation			1	\$ 25.70
99407	Smoking Cessation > 10 minutes			1	\$ 39.00
99406	Smoking Cessation 3 - 10 minutes			1	\$ 21.00
99000	Specimen Handling			1	\$ 20.00
87205	Stat Male GC Smear			1	\$ 12.00

CPT Code	DESCRIPTION	MOD1	MOD2	Units	Fee
87880	Strep A test (Pilot employee clinic only)			1	\$ 20.00
90713	Subcutaneous administration of inactivated poliovirus vaccine	SL		1	\$ -
86580	TB Test			1	\$ 30.00
T1002	TB Control Visit (per 15 minutes)			1	\$ 50.00
90715	TDaP vaccine 7 yrs/> IM	SL		1	\$ -
90715	Tdap-Boostrix			1	\$ 42.00
90714	Td-Child >= 7 private			1	\$ 67.00
Q3014	Telehealth originating site facility fee			1	\$ 65.00
84403	TESTOSTERONE			1	\$ 14.56
88175	Thin Prep/Pap			1	\$ 24.91
86800	Thyroglobulin (thyroid protein) antibody measurement			1	\$ 84.50
84436	Thyroid Profile(84443,84479 & 84480 included)			1	\$ 25.38
D1206	Topical fluoride varnish;Dental Varnish			1	\$ 46.00
87661	Trich by NAAT			1	\$ 37.86
84443	TSH			1	\$ 7.59
90636	TWINRIX-PRIVATE			1	\$ 99.00
81001	U/A auto w/micro			1	\$ 14.00
81003	U/A auto w/o micro			1	\$ 10.00
81002	U/A Dipstick Only			1	\$ 10.00
81000	U/A non-auto with microscopy			1	\$ 15.00
84550	Uric Acid			1	\$ 3.54
87088	Urine Bacteria Culture			1	\$ 18.72
82570	Urine protein Creatinine ratio			1	\$ 33.93
90636	Vaccine for Hepatitis A and Hepatitis B injection into muscle, adult dosage	SL		1	\$ -
90630	Vaccine for influenza for injection into skin			1	\$ 15.00
90716	Varicella			1	\$ 169.00
90716	Varicella vaccination	SL		1	\$ -
86787	Varicella-Zoster Antibody			1	\$ 6.24
99173	Vision Screening			1	\$ 5.00
82607	Vitamin B12			1	\$ 11.23
82306	Vitamin D			1	\$ 24.65
82120	Wet Mount			1	\$ 10.00
87210	Wet Mount			1	\$ 14.00
76801	Ultrasound, first trimester,transabdominal			1	\$ 132.00
76805	Ultrasound, after first trimester,transabd.			1	\$ 146.00
76815	Ultrasound, limited, fetal heartbeat,position			1	\$ 91.00
76817	Ultrasound, pregnant uterus, transvaginal			1	\$ 102.00
76830	Ultrasound, transvaginal			1	\$ 120.00

**DARE COUNTY DHHS PUBIC HEALTH DIVISION
ENVIRONMENTAL HEALTH FEE SCHEDULE
FY 2021**

Water Samples:	
Bacterial.....	\$ 30.00
Chemical.....	\$ 30.00
On-Site Wastewater Application:	
Residential.....	\$125.00
Commercial.....	\$400.00
Improvement Permits:	
Residential.....	\$400.00
Commercial (Based on Flow):	
-0- to 1000 gal per day.....	\$500.00
1001 to 3000 gal per day.....	\$600.00
Over 3000 gal per day.....	\$700.00
Engineered Option Permit Application:	
Residential.....	\$ 37.50
Commercial.....	\$120.00
Engineered Option Permit Application:	
Residential.....	\$120.00
Commercial (Based on Flow):	
-0- to 1000 gal per day.....	\$150.00
1001 to 3000 gal per day.....	\$180.00
Over 3000 gal per day.....	\$210.00
New Private Drinking Water Well:	
Application.....	\$ 75.00
Permit.....	\$200.00
Repair/Replacement Private Drinking Water Well:	
Application.....	\$ 25.00
Permit.....	\$100.00
Operation Permits - Inspection Fees:	
Type (4) - Every 3 years.....	\$150.00
Type (5) - Once a year.....	\$250.00
Type (6) - Twice a year.....	\$300.00
Application For:	
Change of use - Residential.....	\$ 75.00
Change of use - Commercial.....	\$125.00
Re-writing of a Permit:	
Residential.....	\$ 75.00
Commercial.....	\$125.00
On-site Wastewater Repair Permit Applications.....	\$ 25.00
On-site Wastewater Repair Permit.....	\$ 75.00
Re-inspection Fee:	
Final On-site Wastewater System Re-inspection.....	\$ 25.00
Public Pool & Spa Permitting Re-inspection.....	\$ 25.00
Plan & Review:	
Food/Lodging.....	\$150.00
Swimming Pool.....	\$150.00
Swimming Pool Permits.....	\$150.00
Tattoo Permits.....	\$100.00
Serve Safe:	
Serve Safe Class.....	\$140.00
Restesting Exam.....	\$ 50.00
Temporary Food Establishment Permits.....	\$ 75.00

**DARE COUNTY DEPARTMENT OF HEALTH & HUMAN SERVICES
PUBLIC HEALTH DIVISION
HOME HEALTH & HOSPICE FEE SCHEDULE
FY 2021**

Home Health Per Visit Charges

Discipline

Skilled Nursing, RN.....	\$	129
Physical Therapy.....	\$	137
Occupational Therapy.....	\$	137
Speech Therapy.....	\$	137
Medical Social Work.....	\$	188
Nutrition Services.....	\$	148
Home Health Aide.....	\$	59

Hospice Per Diem Charges

Level of Care

Routine Home Care (1-60 days).....	\$	210
Continuous Home Care-Hourly (min 8 hrs/per day).....	\$	63
In-Patient Respite-Daily.....	\$	528
General In-Patient-Daily (max 5 consecutive days).....	\$	1,113
Hospice Homemaker.....	\$	16

Hospice Subcontract Administrative Fee

In-take/Processing Referral.....	\$	50	flat fee per referral
----------------------------------	----	----	-----------------------

Copy Fee

Medical Records.....0-10 pages	\$	-
each additional page	\$	0.25

**DARE COUNTY DEPARTMENT OF HEALTH & HUMAN SERVICES
PUBLIC HEALTH DIVISION
CPR FEE SCHEDULE
FY 2021**

**Cardiopulmonary Resuscitation (CPR), Automated External Defibrillator (AED)
& First Aid Fees**

Instructor Led Courses:

Fee Includes Manual, Exam, Instruction and Completion Card

Fee

Basic Life Support for Providers.....	\$	70
Basic Life Support for Providers (Renewal).....	\$	50

HeartSaver Courses:

Fee Includes Manual, Instruction and Completion Card

HeartSaver CPR/AED.....	\$	55
HeartSaver CPR/AED/First Aid.....	\$	75
HeartSaver Pediatric First Aid/CPR/AED.....	\$	75

Friends & Family Course:

Family and Friends CPR.....	\$	35
Do not receive completion card		

Blended Learning Courses:

Fee Includes Skills Testing and Completion Card

Students are Required to Complete Online Portion of Course Prior to Testing

(No Book Required)

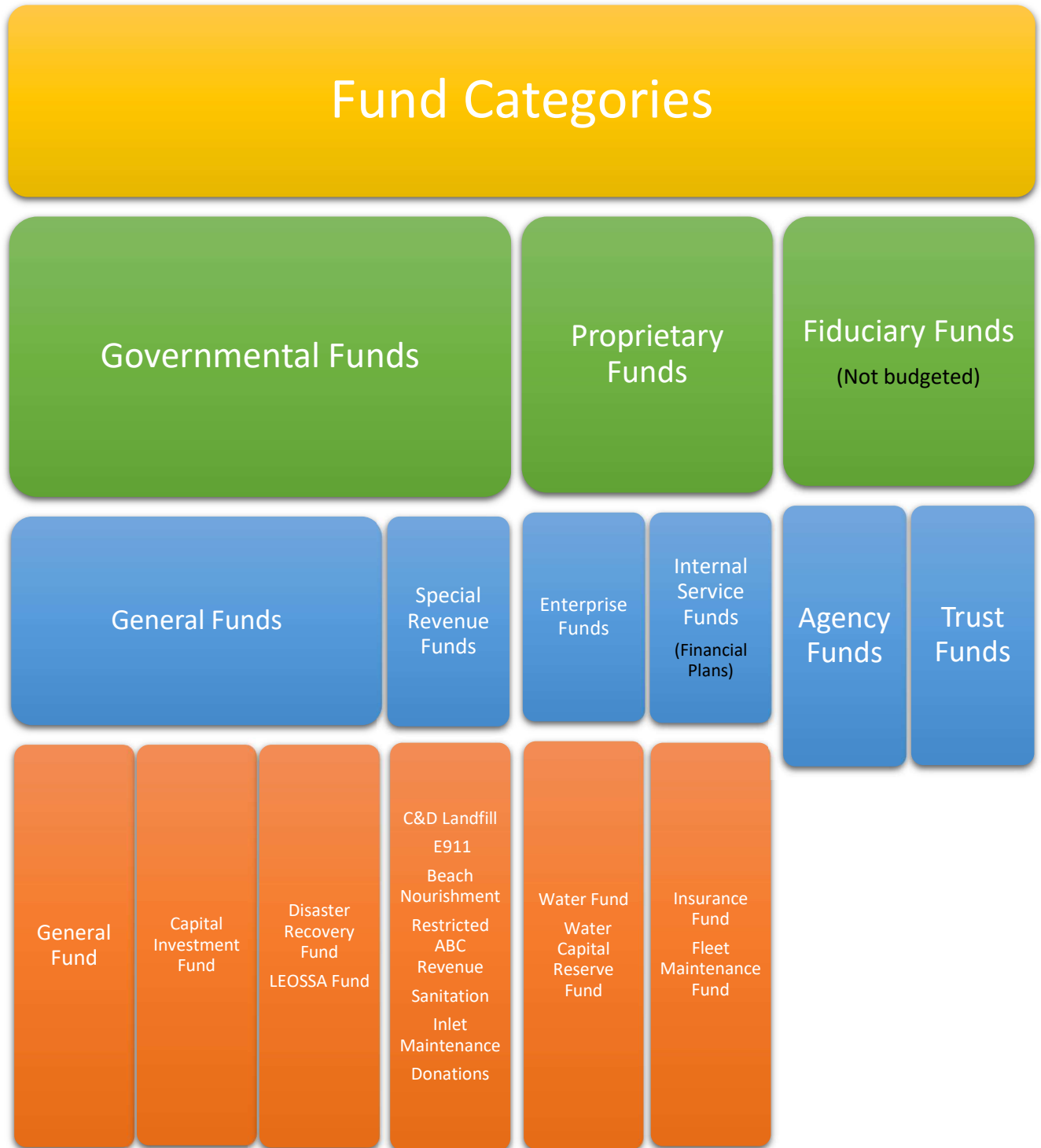
Basic Life Support for Providers.....	\$	40
HeartSaver Courses.....	\$	40

Information Section:

- Fund Structure
- Budget in Brief – General Fund
- Budget in Brief – Capital Investment Fund
- Capital Outlay
- Capital Investment Fund/Capital Plan/Debt Affordability Model
- Position Changes
- Schedule of FTE County Government Employees by Function
- Projection of General Fund Balance
- Debt
- NC County Debt Ratings

FUND STRUCTURE

The Dare County operating budget is organized into various funds. A fund is a separate accounting entity, with a self-balancing set of accounts. Within each fund is an organization center that accumulates financial data for its programs and is accountable for related revenues and expenditures.



FUND STRUCTURE – Continued

Below are the funds that reflected in the annual budget:

General Funds

General Fund (10)

This is the primary operating fund of the County. It is used for the majority of current operating expenditures with the exception of those required or chosen to be accounted for in another fund.

Capital Investment Fund (11)

The Capital Investment Fund is a separately budgeted fund of the General Fund. It accounts for revenues committed to or restricted for capital or debt service and the related expenditures.

Disaster Recovery Fund (12)

The Disaster Recovery Fund is a separately budgeted fund of the General Fund. It is used to separate revenues and expenditures related to natural disasters in order to maintain comparability of operating revenues and expenditures in the General Fund.

Law Enforcement Officer’s Special Separation Allowance Fund (13)

The LEOSSA Fund is a separately budgeted fund of the General Fund. It is used to account for a state mandated pension plan that is required to be shown in the General Fund for financial reporting purposes.

Special Revenue Funds

These funds budget and account for revenue sources and their uses that are restricted to specific purposes.

C&D Landfill Fund (20)

E911 Fund (21)

Beach Nourishment Fund (22)

Restricted ABC Revenue Fund (23)

Sanitation Fund (24)

Inlet Maintenance Fund (25)

Donations Fund (26)

Enterprise Funds

These funds budget and account for revenues derived from rates and service fees charged for the related product or service.

Water Fund (36)

Water Capital Reserve Fund (37)

Internal Service Funds

These funds account for services provided to departments on a cost reimbursement basis. These funds are not budgeted and instead adopt a Financial Plan for each fiscal year.

Insurance Fund (45)

Fleet Maintenance Fund (46)

**Dare County
Budget in Brief
General Fund
Fiscal Year 2021**

Appropriations By Function		
	2021 Adopted	2020 Original
Total General Fund-Operating	\$ 107,076,589	\$ 108,736,119
General government	\$ 12,685,941	\$ 13,500,126
Public safety	\$ 32,298,635	\$ 31,591,983
Economic & physical development	\$ 1,395,323	\$ 1,450,129
Human services	\$ 18,116,582	\$ 17,736,626
Cultural & recreational	\$ 5,158,878	\$ 5,007,215
Education	\$ 25,308,958	\$ 25,290,536
Environmental protection	\$ 2,617,202	\$ 2,668,854
Dare county airport authority	\$ 806,092	\$ 864,377
Transfers	\$ 8,688,978	\$ 10,626,273

Property Tax Revenues		
	2021 Adopted	2020 Original
Total Estimated Property Valuation	\$ 16,146,591,291	\$ 13,585,000,000
One Cent Generates	\$ 1,590,585	\$ 1,351,572
Recommended Tax Rate	\$ 0.4005	\$ 0.47
Estimated Current Year Levy	\$ 63,702,938	\$ 63,523,868
2010 Census Population	33,920	

Appropriations by Department		
County commissioners	\$ 167,618	\$ 185,320
County manager	303,059	274,168
Public relations	361,420	399,468
Elections	364,841	491,033
Finance	935,972	901,527
Human resources	515,753	526,040
Information technology	1,618,258	1,571,595
Tax assessment:		
Tax mapping	339,765	332,864
Revaluation	1,294,671	1,306,630
Business personal tax	302,754	307,399
Realty transfer tax	83,056	79,025
Tax collection:		
Property tax collection	561,642	530,917
Occupancy tax collection	43,930	42,431
Prepared foods tax collection	51,744	50,157
Register of deeds	671,669	652,828
Facilities maintenance	1,414,803	1,379,596
Grounds maintenance	1,007,032	961,969
General services	587,771	591,900
Non-departmental	2,060,183	2,915,259
Total general government	\$ 12,685,941	\$ 13,500,126
Sheriff	\$ 7,566,872	\$ 7,217,739
Jail	4,519,737	4,460,356
Communications	2,790,693	2,695,947
Courts	657,929	576,318
Emergency medical services	13,872,099	13,683,398
Emergency medical helicopter	1,654,762	1,710,863
Emergency management	615,157	631,925
Regional emergency communications and emergency operations center	210,580	205,580
Animal shelter	410,806	409,857
Total public safety	\$ 32,298,635	\$ 31,591,983
Planning	\$ 945,353	\$ 985,027
Grants & waterways	154,211	162,937
Cooperative extension	214,633	220,043
Soil & water conservation	81,126	82,122
Total economic & physical development	\$ 1,395,323	\$ 1,450,129

Health & human services:		
Health	\$ 8,522,825	\$ 8,319,087
Social services	9,508,717	9,332,499
Mental health	85,040	85,040
Total human services	\$ 18,116,582	\$ 17,736,626
Parks & recreation	\$ 2,173,843	\$ 2,155,748
Libraries	1,075,602	1,045,839
Dare county center	517,525	539,032
Baum senior center	476,612	451,540
Transportation	698,777	589,313
Youth services	216,519	225,743
Total cultural & recreational	\$ 5,158,878	\$ 5,007,215
Board of education	\$ 24,476,894	\$ 24,477,788
College of the albemarle	832,064	812,748
Total education	\$ 25,308,958	\$ 25,290,536
Recycling	\$ 914,748	\$ 945,213
Solid waste management	365,024	375,631
Landfill dirt pit	100,442	105,930
Rubble transfer/transport	726,209	723,673
Wastewater treatment	70,145	69,648
Mosquito control	440,634	448,759
Total environmental protection	\$ 2,617,202	\$ 2,668,854
Dare county airport authority	\$ 806,092	\$ 864,377
Transfers:		
Transfer to capital investment fund	\$ 8,478,978	\$ 10,426,273
Transfer to inlet maintenance fund	210,000	200,000
Total transfers	\$ 8,688,978	\$ 10,626,273
Total General Fund	\$ 107,076,589	\$ 108,736,119

**Dare County
Budget in Brief
Capital Investment Fund
Fiscal Year 2021**

Appropriations By Function		
	2021 Adopted	2020 Original
Total General Fund-Capital Investment	\$ 16,673,239	\$ 21,544,774
General government	\$ 931,608	\$ 3,517,980
Debt service	\$ 15,189,349	\$ 16,218,615
Public safety	\$ -	\$ 1,223,890
Economic & physical development	\$ -	\$ 63,772
Human services	\$ -	\$ 96,000
Cultural & recreational	\$ -	\$ 66,217
Education	\$ 295,000	\$ 300,000
Environmental protection	\$ 257,282	\$ 58,300

Revenue Sources		
	2021 Adopted	2020 Original
Total General Fund-Capital Investment	\$ 16,673,239	\$ 21,544,774
Restricted sales tax	\$ 4,392,851	\$ 4,492,164
Realty transfer tax	\$ 3,451,410	\$ 4,828,953
Lottery money	\$ 350,000	\$ 300,000
Lease purchase proceeds	\$ -	\$ 1,497,384
Transfer from general fund	\$ 8,478,978	\$ 10,426,273

Appropriations by Department		
Public relations	\$ -	\$ 30,300
Information technology	22,000	170,000
Tax assessment:		
Revaluation	-	26,750
Facilities maintenance	9,579	102,771
Grounds maintenance	-	45,723
Reserve for capital investment	900,029	3,142,436
Total general government	\$ 931,608	\$ 3,517,980
Debt service	\$ 15,189,349	\$ 16,218,615
Sheriff	\$ -	\$ 444,590
Emergency medical services	-	779,300
Total public safety	\$ -	\$ 1,223,890
Planning	\$ -	\$ 30,300
Cooperative extension	-	33,472
Total economic & physical development	\$ -	\$ 63,772

Health & human services:		
Health	\$ -	\$ 24,000
Social services	-	72,000
Total human services	\$ -	\$ 96,000
Parks & recreation	\$ -	\$ 61,040
Libraries	-	5,177
Total cultural & recreational	\$ -	\$ 66,217
Board of education	\$ 295,000	\$ 300,000
Rubble transfer/transport	\$ 196,632	\$ -
Wastewater treatment	60,650	-
Mosquito control	-	58,300
Total environmental protection	\$ 257,282	\$ 58,300
Total Capital Investment Fund	\$ 16,673,239	\$ 21,544,774

Dare County
Capital Outlay
Fiscal Year 2021

Department	Org	Object	Project	2021				Description	Notes
				2021 Requested	2021 Revised Requested	2021 Manager	2021 Adopted		
General Fund									
Information technology	114445	537400		\$ 42,000	\$ 42,000	\$ -	\$ -	Vehicle-explorer or tahoe	Financed
Information technology	114445	537450		22,000	22,000	22,000	22,000	Intrusion detection server	
Information technology	114445	537450		48,000	-	-	-	GIS drone	
Facilities maintenance	114470	537400		30,439	30,439	-	-	Vehicle-ford transit 250 van	Financed
Facilities maintenance	114470	537450		45,850	45,850	-	-	Trailer mounted high pressure jetting unit	
Facilities maintenance	114470	537450		25,750	25,750	-	-	Administration bldg HVAC cleaning	
Facilities maintenance	114470	537450		24,250	24,250	-	-	Justice center HVAC cleaning	
Facilities maintenance	114470	537450		34,529	34,529	-	-	Social services bldg rekey	
Facilities maintenance	114470	537450		34,529	34,529	-	-	Health bldg rekey	
Facilities maintenance	114470	537450		18,107	18,107	-	-	Health bldg exterior card reader	
Facilities maintenance	114470	537450		40,000	40,000	-	-	COA russell twiford bldg painting	
Facilities maintenance	114470	537450		10,376	10,376	-	-	Vehicle tax office carpet replacement	
Facilities maintenance	114470	537450		40,425	40,425	-	-	Pedestrian walkway lighting	
Facilities maintenance	114470	537450		10,741	10,741	-	-	Dare county center rekey	
Grounds maintenance	114472	537400		51,000	51,000	-	-	Vehicle-ford f350 4x4 shortbed truck	Financed
Grounds maintenance	114472	537400		30,000	-	-	-	Vehicle-ford sprinter van	Financed
Grounds maintenance	114472	537450		12,000	-	-	-	Mower	
Grounds maintenance	114472	537450		12,000	-	-	-	Topdresser	
Sheriff	104510	537400	00030	12,000	12,000	12,000	12,000	In-car video systems (2)	Grant
Sheriff	114510	537400		390,000	390,000	-	-	Vehicles-patrol cars (12)	Financed
EMS	114531	537400		724,815	779,300	-	-	Vehicles-4x4 ambulances (3)	Financed
								No smoke diesel exhaust direct capture system (3)	
EMS	114531	537400		26,217	-	-	-	for new ambulances	Financed
EMS	114531	537400		104,012	-	-	-	Vehicles-support vehicles (2)	Financed
								No smoke diesel exhaust direct capture system (3)	
EMS	114531	537450		34,956	-	-	-	for in-service ambulances	
EM helicopter	114535	537450		45,000	-	-	-	Night vision goggles (3)	
Emergency management	114542	537400		55,000	-	-	-	Vehicle-ford expedition xlt	Financed
Grants & waterways	104570	537400	00416	100,000	-	-	-	Baum center generator	Grant
Grants & waterways	104570	537400	00417	100,000	-	-	-	Frisco admin generator	Grant
Health	114600	537400		25,000	25,000	-	-	Vehicle-jeep cherokee latitude	Financed
Social services	114610	537400		88,660	-	-	-	Vehicles-ford fusion (5)	Financed
Social services	114610	537400		21,340	-	-	-	Vehicle-dodge caravan	Financed
Parks & recreation	114640	537450		47,642	47,642	-	-	Fessenden center playground equipment	
Libraries	114645	537450		5,177	-	-	-	Kingsley outdoor book return	
Transportation	104661	537400	00301	130,000	130,000	130,000	130,000	Vehicles-wheelchair equipped vans (2)	Grant
Mosquito control	114750	537400		25,000	-	-	-	Vehicle-ford f150 regular cab 4x4 truck	Financed
Totals				\$ 2,466,815	\$ 1,813,938	\$ 164,000	\$ 164,000		
Sanitation Fund	244720	537400		\$ 543,559	\$ 528,559	\$ 528,559	\$ 528,559	Trucks (1 sideloader and 1 frontloader)	Financed
Water Fund									
Hatteras production	364811	537400	36004	\$ 30,000	\$ 30,000	\$ 30,000	\$ 30,000	Replace anion exchange filter valve actuators (5)	
North RO plant	364813	537400		29,836	29,836	29,836	29,836	Vehicle-work truck	
North RO plant	364813	537400		22,086	22,086	22,086	22,086	Variable frequency drives (2)	
North RO plant	364813	537400		10,600	10,600	10,600	10,600	Cellular communication devices (2)	
North RO plant	364813	537400		13,000	13,000	13,000	13,000	Check valves (2)	
North RO plant	364813	537400		8,000	8,000	8,000	8,000	Roll up equipment door	
Skyco plant	364814	537400		28,300	28,300	28,300	28,300	Cellular communication devices (2)	
Skyco plant	364814	537400		33,000	33,000	33,000	33,000	Variable frequency drives (3)	
North distribution	364815	537400	36001	50,000	50,000	50,000	50,000	Vehicle-4x4 truck with utility body	
North distribution	364815	537400	36001	55,000	55,000	55,000	55,000	Vehicle-4x4 truck with utility body	
North distribution	364815	537400	36001	35,000	35,000	35,000	35,000	Coolington valve vault relocation and replacement	
North distribution	364815	537400	36006	32,000	32,000	32,000	32,000	Vehicle	
Totals				\$ 346,822	\$ 346,822	\$ 346,822	\$ 346,822		
Fleet Maintenance Fund									
Fleet maintenance	464885	537400		\$ 6,000	\$ 6,000	\$ 6,000	\$ 6,000	1234YF air conditioning machine	
Fleet maintenance	464885	537400		45,000	-	-	-	Fuel site parking lot	
Totals				\$ 51,000	\$ 6,000	\$ 6,000	\$ 6,000		

Dare County
 2021 Capital Investment Fund/Capital Plan/Debt Affordability Model
 Approved Plan Per Model #6G2

Description	Source	Request Status	Notes	2021	2022	2023	2024	2025	Totals
Pay As You Go (PAYGO)									
Dare County Schools Paygo									
DCS local capital outlay	Dare County Schools	Approved prior CIP	Reduced 2021 & 2022	\$ 150,000	\$ 375,000	\$ 525,000	\$ 575,000	\$ 600,000	\$ 2,225,000
DCS capital improvements plan	Dare County Schools	Approved prior CIP	Reduced 2021 & 2022	\$ 145,000	\$ 1,200,000	\$ 1,650,000	\$ 2,000,000	\$ 1,750,000	\$ 6,745,000
Dare County PAYGO									
Capital outlay for General Fund	Dare County		Reduced 2021 & 2022	\$ 22,000	\$ 250,000	\$ 315,000	\$ 324,450	\$ 334,184	\$ 1,245,634
Capital improvements plan									
13 Transfer station	Rubble Transfer	New Request		\$ 196,632					\$ 196,632
17 Sewer lift station at COA	Facilities Maintenance	New Request		\$ 60,650					\$ 60,650
5 Public works facility study	CIPC	Approved prior CIP	Moved back 1 year		\$ 50,000				\$ 50,000
7 SWTS scales upgrade; Buxton scales replacement	Public Works	Approved prior CIP	Moved back 1 year		\$ 126,000				\$ 126,000
8 Walking floor trailer	Public Works	Approved prior CIP	Moved back 1 year		\$ 90,000				\$ 90,000
20 Courthouse AV upgrades	IT	New Request			\$ 50,000	\$ 50,000			\$ 100,000
9 Road tractor replacement	Public Works	Approved prior CIP	Moved back 1 year			\$ 175,000			\$ 175,000
10 Low boy trailer replacement	Public Works	Approved prior CIP	Moved back 1 year			\$ 73,000			\$ 73,000
24 Voting equipment	Elections	New Request	Originally approved in 2018 CIP. Moved back 2 years			\$ 126,000			\$ 126,000
4 Backhoe loader	Recycling	Approved prior CIP					\$ 106,000		\$ 106,000
11 Excavator	Public Works	Approved prior CIP	Moved back 1 year				\$ 252,000		\$ 252,000
19 Admin server room UPS replacement	IT	New Request	Moved back 1 year				\$ 100,000		\$ 100,000
3 C&D Landfill Cell #6	Public Works	Approved prior CIP						\$ 500,000	\$ 500,000
15 Facilities maintenance backhoe	Facilities Maintenance	New Request					\$ 106,000		\$ 106,000
18 Core networking replacement	IT	New Request	Moved back 1 year				\$ 500,000		\$ 500,000
21 Ventilator replacement	EMS	New Request					\$ 60,000		\$ 60,000
22 IV pump replacement	EMS	New Request					\$ 65,000		\$ 65,000
Total County CIP by Year				\$ 257,282	\$ 316,000	\$ 424,000	\$ 458,000	\$ 1,231,000	\$ 2,686,282
Roof & HVAC Replacement Plans									
Justice Center			Roof replacement			\$ 163,909			\$ 163,909
Nags Head DHHS			Roof replacement				\$ 19,978		\$ 19,978
Dialysis Center			Roof replacement					\$ 30,141	\$ 30,141
Dare Center; Wilkenson Building			HVAC unit replacement	\$ 9,579					\$ 9,579
Dare Center; Fessenden Center			HVAC unit replacement		\$ 13,580				\$ 13,580
Dare Center; RECC/EOC			HVAC unit replacement; control system			\$ 125,570			\$ 125,570
Administration Building; COA Professional Arts			HVAC unit replacement; chiller & boiler				\$ 457,069		\$ 457,069
KDH Library			HVAC unit replacement					\$ 4,637	\$ 4,637
Total Roof & HVAC by Year				\$ 9,579	\$ 13,580	\$ 289,479	\$ 477,047	\$ 34,778	\$ 824,463

Dare County
 2021 Capital Investment Fund/Capital Plan/Debt Affordability Model
 Approved Plan Per Model #6G2

Description	Source	Request Status	Notes	2021	2022	2023	2024	2025	Totals
Major Equipment Replacement									
EMS mobile data computers							\$ 206,080		\$ 206,080
EMS Helicopter Major Maintenance Reserve			2020 through 2022 reduced	\$ -	\$ 100,000	\$ 172,441	\$ 254,157	\$ 476,761	\$ 1,003,359
Total PAYGO by year				\$ 583,861	\$ 2,254,580	\$ 3,375,920	\$ 4,088,654	\$ 4,426,723	\$ 14,729,738
Projects Financed Through Debt Issuance									
Annual vehicle & equipment financings for General Fund				\$ -	\$ 1,500,000	\$ 1,575,000	\$ 1,655,000	\$ 1,705,000	\$ 6,435,000
Debt Issuance for Project Financing									
Series 2020B Limited Obligation Bonds									
	September 2020	\$ 29,705,000	One year interest only						
EMS equipment			Purchased in FY2020	\$ 1,500,000					
College of the Albemarle			New facility	\$ 13,129,364					
Health & Human Services			New construction & renovation	\$ 5,738,583					
Animal Shelter			New facility	\$ 6,596,987					
Manteo & Buxton properties			Closed in FY2020	\$ 1,102,002					
Manteo High School roof replacement			From requested CIP project	\$ 1,000,000					
Costs of issuance & additional proceeds				\$ 638,064					
Series 2023 Limited Obligation Bonds									
	Spring 2023	\$ 16,345,000	Delayed one year						
EMS Facilities			New construction & renovations			\$ 15,975,000			
Costs of issuance & additional proceeds						\$ 370,000			
Series 2025 Limited Obligation Bonds									
	Spring 2025	\$ 21,075,000	Delayed one year						
Public Works facility			New construction				\$ 20,600,000		
Costs of issuance & additional proceeds							\$ 475,000		
				\$ 29,705,000		\$ 16,345,000		\$ 21,075,000	
Total debt issued by year				\$ 29,705,000	\$ 1,500,000	\$ 17,920,000	\$ 1,655,000	\$ 22,780,000	\$ 73,560,000
Total Capital Investment Fund plan by year				\$ 30,288,861	\$ 3,754,580	\$ 21,295,920	\$ 5,743,654	\$ 27,206,723	\$ 94,724,738

Coverage target is 0.50 times with a minimum target of 0.33 times

Capital Investment Fund metrics	2021	2022	2023	2024	2025
Annual debt service	\$ 15,760,561	\$ 13,591,324	\$ 14,633,299	\$ 13,896,197	\$ 13,968,788
Ending fund balance	\$ 5,032,246	\$ 6,770,889	\$ 7,335,833	\$ 7,876,047	\$ 8,396,804
Coverage - fund balance as a % of debt service	0.32	0.50	0.50	0.57	0.60

Dare County Schools by year	\$ 1,295,000	\$ 1,575,000	\$ 2,175,000	\$ 2,575,000	\$ 2,350,000	\$ 9,970,000
------------------------------------	---------------------	---------------------	---------------------	---------------------	---------------------	---------------------

Dare County
 Position Changes
 Fiscal Year 2021

Department	Dept No	2021 Requested		2021 Revised Requested		2021 Manager		2021 Adopted		Description	Position #
		Count	Cost	Count	Cost	Count	Cost	Count	Cost		
General Fund											
Communications	4526	1	58,268	1	58,268	-	-	-	-	- Telecommunicator I	new
EMS	4531	4	411,252	-	-	-	-	-	-	- EMT-intermediate	new
EMS	4531	5	597,500	-	-	-	-	-	-	- EMT-paramedic	new
EMS	4531	4	618,678	-	-	-	-	-	-	- EMT-lieutenant	new
Emergency management	4542	1	68,908	1	68,908	-	-	-	-	- Fire inspector	new
Health	4600	1	232,243	-	-	-	-	-	-	- Dentist-reinstate position	200434
Health	4600	1	71,365	-	-	-	-	-	-	- Dental hygienist-reinstate and reclassify position	200435
Social services	4610	1	60,297	-	-	-	-	-	-	- Income maintenance caseworker-quality control	new
Parks & recreation	4640	0.5	16,148	-	-	-	-	-	-	- Custodian PT	new
Baum center	4660	0.5	38,490	-	-	-	-	-	-	- Custodian PT to Custodian FT	200605
Totals		19	\$ 2,173,149	2	\$ 127,176	-	\$ -	-	\$ -		

Dare County
Full-time Equivalent County Government Employees by Function
Last Ten Fiscal Years

	<u>2012</u>	<u>2013</u>	<u>2014</u>	<u>2015</u>	<u>2016</u>	<u>2017</u>	<u>2018</u>	<u>2019</u>	<u>2020</u>	<u>2021</u>
Function/Program										
General Government	90	89	87	88	88	88	87	97	98	98
Public Safety										
Sheriff	70	69	71	71	72.5	72	74	75	77	77
Detention center	50	50	50	50	50	50	52	52	52	52
Emergency medical services	86	94	95	95	95	95	104	113	116.25	116.25
Other public safety	30	30	29	30	32	32	34	34	34	34
Total Public Safety	<u>236</u>	<u>243</u>	<u>245</u>	<u>246</u>	<u>249.5</u>	<u>249</u>	<u>264</u>	<u>274</u>	<u>279.25</u>	<u>279.25</u>
Environmental protection	54	54	54	54	54	52	52	50	49	49
Economic and physical development	11	11	11	11	11	11	11	11	12	12
Human Services										
Health	93	94	94	91	91	90	90	91	92	92
Social services	94	94	94	95	94	94.5	98	98.5	100.75	100.75
Central administration	-	-	-	4	4	5	5	5.25	-	-
Other human services	1	1	1	1	1	1	0.5	0.5	0.5	0.5
Total Human Services	<u>188</u>	<u>189</u>	<u>189</u>	<u>191</u>	<u>190</u>	<u>190.5</u>	<u>193.5</u>	<u>195.25</u>	<u>193.25</u>	<u>193.25</u>
Cultural and recreation	58	58	59	59	59	59	59	50	50	50
Water (Business Activity)	65	65	65	64	64	64	64	64	64	64
Internal Service	17	17	17	17	17	17	17	16	16	16
Totals	<u>719</u>	<u>726</u>	<u>727</u>	<u>730</u>	<u>732.5</u>	<u>730.5</u>	<u>747.5</u>	<u>757.25</u>	<u>761.5</u>	<u>761.5</u>

Note: This schedule represents number of positions authorized per the budget ordinance as of July 1 of each year. Vacant positions are included in the above numbers. For purposes of this schedule the number of part time employees has been divided by 2.5 to arrive at full time equivalent positions.

Dare County
General Fund Balance

	Consolidated		Consolidated		Consolidated	
	Actual		Actual		Projected	
	FY 2018		FY 2019		FY 2020	
Beginning General Fund Balance at July 1	\$	34,179,498	\$	40,077,957	\$	44,836,827
Change in total General Fund balance for fiscal year	\$	5,898,459	\$	4,758,870	\$	(3,283,843)
Total General Fund Balance at June 30	\$	40,077,957	\$	44,836,827	\$	41,552,984
Less: Restrictions, Commitments and Assignments of General Fund Balance						
Inventories and prepaids	\$	14,354	\$	14,272	\$	14,614
Encumbrances	\$	555,139	\$	487,763	\$	250,000
Reserved by State statute	\$	11,182,883	\$	11,146,817	\$	10,805,000
Title XIX Health Department	\$	110,000	\$	110,000	\$	110,000
Hospice Health Department	\$	6,495	\$	-	\$	-
Disaster Recovery	\$	42,916	\$	857,350	\$	1,087,361
Capital Investment Fund					\$	4,703,431
Capital/LEOSSA/DCS Deferred Maint	\$	503,339	\$	417,358	\$	200,000
Register of Deeds	\$	4,089	\$	3,316	\$	5,000
Sheriff	\$	53,617	\$	60,448	\$	75,000
Subsequent year's budget	\$	2,614,007	\$	2,183,835	\$	2,183,835
	\$	15,086,839	\$	15,281,159	\$	19,434,241
Unassigned General Fund Balance at June 30	\$	24,991,118	\$	29,555,668	\$	22,118,743
Prior June 30	\$	20,044,953	\$	24,991,118	\$	29,555,668
Change for fiscal year	\$	4,946,165	\$	4,564,550	\$	(7,436,925)
Calculation of General Fund Balance Reserve		Actual		Projected		Projected
General Fund Expenditures (consolidated)	\$	105,151,268	\$	110,279,115	\$	110,279,115
General Fund Revenues (fund #10)					\$	101,959,682
Total General Fund Balance as a Percentage of Revenue (2020)		38.11%		40.66%		40.75%
	FY 2017	32.68%	FY 2018	38.11%	FY 2019	40.66%
Unassigned General Fund Balance as a Percentage of Revenues (2020)		23.77%		26.80%		21.69%
	FY 2017	19.17%	FY 2018	23.77%	FY 2019	26.80%
Unassigned General Fund Balance plus Disaster Recovery and Capital Investment as a Percentage of Revenues (2020)		23.81%		27.58%		27.37%
	FY 2017	19.75%	FY 2018	23.81%	FY 2019	27.58%
Unassigned General Fund Balance over/<under> 21%	\$	2,909,352	\$	6,397,054	\$	707,210
	FY 2017	(1,918,241)	FY 2018	2,909,352	FY 2018	6,397,054

Fund balance policy

Unassigned General Fund balance in a range of 19% to 21% with a target of 20% of current year expenditures. Additionally target for total fund balance of the Disaster Recovery Fund at a minimum of \$750,000.

**Dare County
Debt**

Outstanding Debt by Purpose

Governmental Activities

Debt Balances (including compensated absences)

	2011	2012	2012	2013	2014	2015	2016	2017	2018	2019
Culture & Recreation	\$ 3,580,935	\$ 3,370,012	\$ 3,370,012	\$ 3,107,713	\$ 2,909,907	\$ 2,898,561	\$ 2,628,982	\$ 2,538,246	\$ 2,330,009	\$ 2,227,886
Economic Development	885,000	825,205	825,205	739,173	566,319	475,709	334,577	224,966	88,597	117,669
Economic Development - Beach Nourishment							10,045,000	29,490,000	24,575,000	27,420,000
Environmental Protection	2,887,835	2,808,842	2,808,842	2,652,889	2,894,339	2,574,502	1,798,308	1,689,462	1,432,304	1,742,547
General Government	12,362,574	14,371,534	14,371,534	10,741,041	10,004,940	9,491,445	8,426,885	7,685,849	7,057,199	6,708,788
Human Services	4,526,474	4,115,404	4,115,404	3,694,334	3,318,328	3,524,337	3,071,702	2,578,533	2,211,236	2,115,640
Public Safety	17,286,138	16,434,193	16,434,193	24,709,676	22,426,807	21,122,633	26,733,998	24,809,064	21,994,916	20,445,906
Education	102,696,465	93,545,425	93,545,425	87,394,834	80,137,145	76,289,820	68,800,546	61,997,380	54,567,130	47,681,910
Totals	\$ 144,225,421	\$ 135,470,615	\$ 135,470,615	\$ 133,039,660	\$ 122,257,785	\$ 116,377,007	\$ 121,839,998	\$ 131,013,500	\$ 114,256,391	\$ 108,460,346
General Fund debt service	\$ 16,768,723	\$ 16,140,790	\$ 16,140,790	\$ 14,615,176	\$ 17,704,060	\$ 17,612,211	\$ 17,662,157	\$ 17,306,445	\$ 17,095,212	\$ 16,967,194
Beach Nourishment Fund debt service	\$ -	\$ -	\$ -	\$ -	\$ -	\$ -	\$ -	\$ 5,210,574	\$ 5,413,087	\$ 7,507,871
Other funds debt service	\$ 675,191	\$ 708,058	\$ 708,058	\$ 753,637	\$ 800,324	\$ 618,068	\$ 774,653	\$ 657,462	\$ 551,552	\$ 505,779

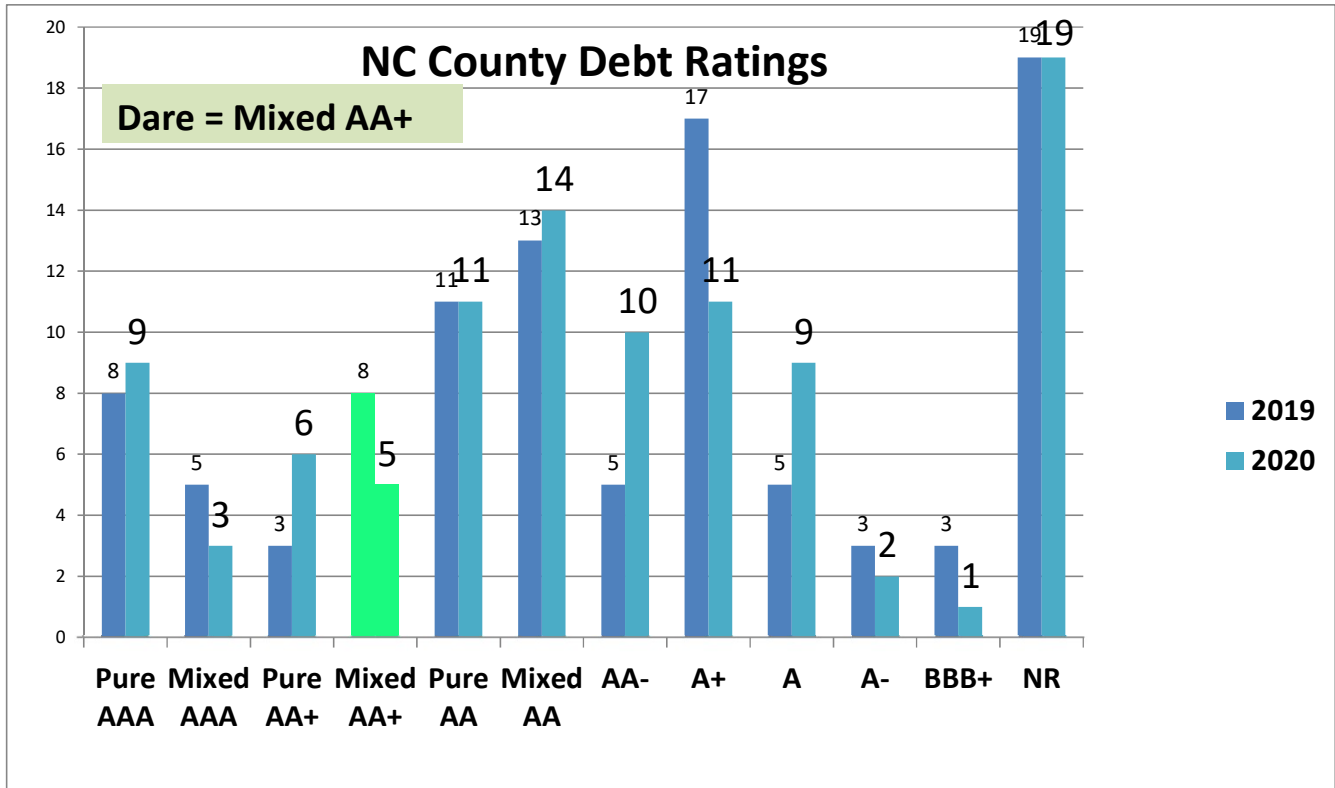
Business-type Activities

Debt Balances

	2011	2012	2012	2013	2014	2015	2016	2017	2018	2019
Water	\$ 34,940,000	\$ 33,725,000	\$ 33,725,000	\$ 32,450,000	\$ 31,115,000	\$ 30,100,000	\$ 29,045,000	\$ 29,070,000	\$ 27,525,000	\$ 26,255,000
Water Fund debt service	\$ 1,676,025	\$ 2,801,356	\$ 2,801,356	\$ 2,872,213	\$ 2,866,962	\$ 2,502,398	\$ 2,501,288	\$ 2,503,588	\$ 2,330,119	\$ 2,358,625
Coverage	3.53	2.54	3.54	2.49	2.85	3.68	3.76	3.69	4.29	4.61

Debt Ratings

	<u>Moody's Investors Service</u>	<u>Standard & Poor's</u>	<u>Fitch Ratings</u>
General Obligation COPs/LOBs	Aa2 Aa3	AA+ AA	AA AA-
Revenue Bonds 2009	n/a	AA	AA-
Revenue Bonds 2011	n/a	AA	n/a
Revenue Bonds 2017	n/a	AA	n/a



This page intentionally blank.

Appendix A

Appendix A includes budget line item detail for each fund.

GENERAL FUND

<u>Org</u>	<u>Object</u>	<u>Project</u>	<u>Description</u>	<u>2019 Actual</u>	<u>2020 Orig Budg</u>	<u>2020 Rev Budg</u>	<u>2020 YTD Actual</u>	<u>2020 Projected</u>	<u>2021 Requested</u>	<u>2021 Managers</u>	<u>2021 Adopted</u>
REVENUES											
AD VALOREM TAXES											
103010	400104		Taxes-Ad Valorem 2004	0	0	0	-50	-51	0	0	0
103010	400105		Taxes-Ad Valorem 2005	26	0	0	-158	-158	0	0	0
103010	400106		Taxes-Ad Valorem 2006	133	0	0	-193	-193	0	0	0
103010	400107		Taxes-Ad Valorem 2007	133	0	0	-183	-183	0	0	0
103010	400108		Taxes-Ad Valorem 2008	4	0	0	-286	-286	0	0	0
103010	400109		Taxes-Ad Valorem 2009	-113	0	0	-462	-475	0	0	0
103010	400110		Taxes-Ad Valorem 2010	-1,346	-250	-250	-1,189	-1,200	0	0	0
103010	400111		Taxes-Ad Valorem 2011	-1,657	-250	-250	-1,337	-1,340	-500	-500	-500
103010	400112		Taxes-Ad Valorem 2012	-2,849	-500	-500	-3,740	-3,750	-750	-750	-750
103010	400113		Taxes-Ad Valorem 2013	-7,176	-2,500	-2,500	-2,823	-2,823	-1,000	-1,000	-1,000
103010	400114		Taxes-Ad Valorem 2014	-13,345	-5,000	-5,000	-6,129	-6,129	-2,500	-2,500	-2,500
103010	400115		Taxes-Ad Valorem 2015	-20,376	-7,500	-7,500	-8,290	-8,500	-5,000	-5,000	-5,000
103010	400116		Taxes-Ad Valorem 2016	-63,297	-22,500	-22,500	-11,279	-13,500	-7,500	-7,500	-7,500
103010	400117		Taxes-Ad Valorem 2017	-211,066	-55,000	-55,000	-32,150	-40,000	-12,250	-12,250	-12,250
103010	400118		Taxes-Ad Valorem 2018	-60,879,513	-635,000	-635,000	-183,838	-701,000	-37,350	-37,350	-37,350
103010	400119		Taxes-Ad Valorem 2019	0	-63,523,868	-63,523,868	-61,052,218	-63,100,000	-640,000	-640,000	-640,000
103010	400120		Taxes-Ad Valorem 2020	0	0	0	0	0	-63,702,938	-63,702,938	-63,702,938
103010	400200		Taxes-Ad Valorem-Other	-7,112	0	0	-8,433	-8,435	-8,000	-8,000	-8,000
103010	400313		Taxes-NCVTS MV 2013	65	0	0	-2	0	0	0	0
103010	400315		Taxes-NCVTS MV 2015	21	0	0	9	0	0	0	0
103010	400316		Taxes-NCVTS MV 2016	-323	0	0	-28	0	0	0	0
103010	400317		Taxes-NCVTS MV 2017	-444,538	0	0	-1,216	0	0	0	0
103010	400318		Taxes-NCVTS MV 2018	-1,763,935	0	0	-498,861	0	0	0	0
103010	400319		Taxes-NCVTS MV 2019	0	0	0	-1,388,066	0	0	0	0
103010	400501		Taxes-Penalty & Interest	-195,350	-165,000	-165,000	-167,480	-175,000	-185,000	-185,000	-185,000
103010	400502		Taxes-Advertising & Admin	-4,543	-3,500	-3,500	-2,757	-4,000	-4,000	-4,000	-4,000
103010	400511		NCVTS MV Interest	-12,194	-10,500	-10,500	-10,819	-11,000	-7,500	-7,500	-7,500
103010	400576		MVInt & LL Fees to F&F	54,354	45,000	45,000	63,429	65,000	65,000	65,000	65,000
Total				-63,573,997	-64,386,368	-64,386,368	-63,318,551	-64,013,023	-64,549,288	-64,549,288	-64,549,288

GENERAL FUND

<u>Org</u>	<u>Object</u>	<u>Project</u>	<u>Description</u>	<u>2019 Actual</u>	<u>2020 Orig Budg</u>	<u>2020 Rev Budg</u>	<u>2020 YTD Actual</u>	<u>2020 Projected</u>	<u>2021 Requested</u>	<u>2021 Managers</u>	<u>2021 Adopted</u>
OTHER TAXES & LICENS											
103015	405001		Local 1% Sales Tax	-12,009,784	-12,132,103	-12,132,103	-7,919,013	-11,156,023	-11,751,662	-11,751,662	-11,751,662
103015	405002		1/2% Sales Tax A42	-5,956,975	-2,400,091	-2,400,091	-1,576,195	-2,226,139	-2,335,850	-2,335,850	-2,335,850
103015	405003		1/2% Sales Tax A40	-2,932,060	-2,113,603	-2,113,603	-1,402,459	-1,987,980	-2,074,513	-2,074,513	-2,074,513
103015	405004		1/2% Sales Tax A44	-188	0	0	50	13	0	0	0
103015	405100		Taxes-Occupancy	-4,900,969	-4,817,500	-4,817,500	-3,405,844	-3,895,387	-4,150,118	-4,150,118	-4,150,118
103015	405300		Video Programming Distribution	-110,887	-114,000	-114,000	-56,054	-105,000	-105,000	-105,000	-105,000
Total				-25,910,862	-21,577,297	-21,577,297	-14,359,515	-19,370,516	-20,417,143	-20,417,143	-20,417,143

UNRESTRICTED INTERGOV

103020	410101		State Medicaid Hold Harmless	-145,964	0	0	-84,880	-25,000	0	0	0
103020	410600		Beer & Wine Tax	-77,848	-80,000	-80,000	-78,094	-78,094	-77,000	-77,000	-77,000
103020	410700		Payments In Lieu of Taxes	-277,885	-195,000	-195,000	-191,875	-200,000	-225,000	-225,000	-225,000
103020	412000		ABC Mixed Beverage Tax	-43,448	-41,500	-41,500	-28,314	-32,500	-35,000	-35,000	-35,000
103020	412100		ABC Law Enforcement	-12,000	-12,000	-12,000	-9,000	-12,000	-12,000	-12,000	-12,000
103020	412200		ABC Rehabilitation	-97,933	-94,000	-94,000	-69,410	-82,500	-85,000	-85,000	-85,000
103020	412300		ABC Profits	-662,410	-635,000	-635,000	-479,983	-525,000	-555,000	-555,000	-555,000
103020	412400		Game & Wildlife Fees	-14,405	-14,000	-14,000	-14,444	-14,444	-14,250	-14,250	-14,250
103715	411000		Scrap Tire Tax Dist	-51,091	-48,000	-48,000	-39,070	-44,000	-48,000	-48,000	-48,000
103730	411100		Solid Waste Disposal Distr	-16,734	-14,000	-14,000	-13,120	-13,120	-14,000	-14,000	-14,000
Total				-1,399,718	-1,133,500	-1,133,500	-1,008,190	-1,026,658	-1,065,250	-1,065,250	-1,065,250

RESTRICTED INTERGOVT

103025	422210		CAMA	-3,175	-2,500	-2,500	-1,220	-1,000	-1,000	-1,000	-1,000
103025	422219		US HHS CARES Act Funding	0	0	0	-235,986	-235,986	0	0	0
103026	423001		State & Fed Aid-Admin	-3,479,704	-3,099,963	-3,121,745	-2,745,605	-3,102,936	-3,148,465	-3,066,943	-3,066,943
103026	423001	60304	State & Fed Aid-Admin	0	-45,806	-45,806	0	-45,806	-45,806	-45,806	-45,806
103026	423014		Adoption Assistance	-12,581	-18,750	-18,750	-7,725	-15,000	-18,750	-18,750	-18,750
103026	423030		Foster Care SFHF	-16,560	-24,615	-24,615	-16,776	-24,500	-24,615	-24,615	-24,615
103026	423031		Foster Care IV-E Max Ven	-43,066	-62,685	-62,685	-31,573	-43,000	-62,685	-62,685	-62,685
103026	423034		Foster Care 18-21	-26,171	-30,432	-30,432	-11,923	-25,000	-30,432	-30,432	-30,432
103026	423040		Albemarle Commission	-109,178	-117,644	-117,644	-142,231	-133,569	-117,644	-117,644	-117,644
103026	423049		Links Special Funds	-4,798	-10,000	-10,000	-5,316	-6,500	-10,000	-10,000	-10,000

GENERAL FUND

<u>Org</u>	<u>Object</u>	<u>Project</u>	<u>Description</u>	<u>2019 Actual</u>	<u>2020 Orig Budg</u>	<u>2020 Rev Budg</u>	<u>2020 YTD Actual</u>	<u>2020 Projected</u>	<u>2021 Requested</u>	<u>2021 Managers</u>	<u>2021 Adopted</u>
103026	423065		DMA Transportation Reimbursemt	-217,251	-39,000	-49,000	-247,894	-230,394	-179,000	-179,000	-179,000
103027	420601	56001	ABC Alcohol Rehabilitation	-44,327	-44,000	-44,000	-35,629	-42,500	-44,000	-44,000	-44,000
103027	424201	41100	St & Fed-Health Administration	-75,625	-74,625	-74,625	-62,190	-74,625	-74,625	-74,625	-74,625
103027	424203	56004	St & Fed-DHHS Opioid Crisis	-70,572	0	-18,639	-40,564	-40,564	0	0	0
103027	424204	56003	St & Fed-Trillium SPF RX	-17,790	0	-33,600	-16,915	-18,000	0	0	0
103027	424206	45120	St & Fed-COVID-19	0	0	-67,354	-19,486	-67,354	0	0	0
103027	424207	56007	St & Fed-DPH CLC	0	0	-50,000	-38,392	-45,000	-100,000	-100,000	-100,000
103027	424211	47520	St & Fed-Food & Lodging	-34,869	-33,550	-33,550	-34,654	-34,654	-33,550	-33,550	-33,550
103027	424220	51010	St & Fed-Maternal Health	-35,582	-14,638	-14,638	-12,200	-14,635	-14,638	-14,638	-14,638
103027	424221	54131	Smart Start-Baby Link	-57,302	-52,323	-52,323	-54,897	-23,167	-52,323	-52,323	-52,323
103027	424230	51510	St & Fed-Womens Prev Health	-42,708	-43,560	-43,560	-49,628	-49,628	-51,602	-51,602	-51,602
103027	424240	53510	St & Fed-Child Health	-18,200	-19,002	-19,002	-16,450	-19,000	-19,002	-19,002	-19,002
103027	424241	53180	St & Fed-Care Coordtn for Chil	-15,405	-15,405	-15,405	-13,697	-15,400	-15,405	-15,405	-15,405
103027	424260	45100	St & Fed-Communicable Disease	-14,980	-14,980	-14,980	-12,442	-14,950	-14,980	-14,980	-14,980
103027	424262	54520	St & Fed-Breast/Cervical Cance	-35,190	-30,600	-30,600	-26,325	-30,500	-34,775	-34,775	-34,775
103027	424263	55030	St & Fed-Healthy Communities	-39,509	-39,235	-39,235	-28,920	-39,200	-34,354	-34,354	-34,354
103027	424267	51024	St&Fed-Community Hlth	-107,551	-150,000	-150,000	-90,182	-150,000	-150,000	-150,000	-150,000
103027	424270	45140	St & Fed -Preparedness & Respo	-36,000	-44,757	-44,757	-22,382	-35,000	-44,757	-44,757	-44,757
103027	424280	53510	St & Fed-Immunization	-7,976	-7,976	-7,976	-6,650	-7,975	-7,976	-7,976	-7,976
103027	424290	54030	St & Fed-WIC Client Services	-92,520	-72,028	-74,708	-60,148	-74,700	-72,598	-72,598	-72,598
103027	424291	54040	St & Fed-WIC Nutrition Service	-28,451	-29,000	-29,000	-25,345	-29,000	-24,000	-24,000	-24,000
103027	424292	54050	St & Fed-WIC General Admin	-9,547	-8,000	-8,000	-5,333	-7,500	-7,500	-7,500	-7,500
103027	424293	54090	St & Fed-WIC Breastfeeding Pro	-16,801	-15,000	-15,396	-21,747	-23,300	-15,000	-15,000	-15,000
103052	464714	55520	NC State University-Diabetes	0	0	-6,720	-10,344	-10,345	-29,750	-29,750	-29,750
103510	422107	00035	Bullet Proof Vest Grant	0	-2,500	-2,500	0	-2,500	-2,500	-2,500	-2,500
103510	422125	00068	GCC-Equipment Grant	0	0	-24,280	-23,540	-23,540	0	0	0
103510	422130	00030	Grant Proceeds-GHSP	-14,558	-20,000	-20,000	-998	-20,000	-20,000	-20,000	-20,000
103510	422130	00037	NCDOT GHSP PT-20-06-09	0	0	-45,000	0	0	0	0	0
103510	460300		Sheriff Fund	-16,662	-16,750	-16,750	-11,367	-16,750	-16,750	-16,750	-16,750
103510	460301	00039	Sheriff Fund-Fed Forfeitures	-4,859	-12,350	-12,350	0	-12,350	-12,350	-12,350	-12,350
103529	433001		Court Facility Fees	-91,512	-110,000	-110,000	-72,166	-80,000	-90,000	-90,000	-90,000

GENERAL FUND

<u>Org</u>	<u>Object</u>	<u>Project</u>	<u>Description</u>	<u>2019 Actual</u>	<u>2020 Orig Budg</u>	<u>2020 Rev Budg</u>	<u>2020 YTD Actual</u>	<u>2020 Projected</u>	<u>2021 Requested</u>	<u>2021 Managers</u>	<u>2021 Adopted</u>
103542	422220	00406	HSGP Active Assailant EX Grant	0	0	-10,000	0	-10,000	-10,000	-10,000	-10,000
103542	422220	00410	Emergency Management-LEPCs	-473	-2,000	-2,000	0	-2,000	-2,000	-2,000	-2,000
103542	422220	00412	EM Response Trailer Grant	0	0	0	-27,500	-27,500	0	0	0
103542	422220	00413	HSGP Dock Lift Unit Grant	0	0	-39,000	-39,000	-39,000	0	0	0
103542	422221		Emergency Management	-38,524	-35,000	-38,904	-38,904	-38,904	-35,000	-35,000	-35,000
103570	422220	00416	FEMA Baum Ctr Generator Grant	0	0	0	0	0	-75,000	0	0
103570	422220	00417	FEMA Frisco Ad Generator Grant	0	0	0	0	0	-75,000	0	0
103635	422060		NC Veterans	-2,216	0	0	-2,182	-2,182	-2,175	-2,175	-2,175
103640	422070	00122	Senior Ctr Develop-Fessenden	-3,564	-3,893	-3,893	-3,524	0	-3,893	-3,893	-3,893
103659	422071	00122	Senior Ctr Develop-OAS	-10,693	-10,693	-10,693	-4,379	-10,693	-10,600	-10,600	-10,600
103659	422073	00124	Alb. Comm Title III-D Grant	-1,999	-2,000	-2,000	0	-2,000	-1,500	-1,500	-1,500
103660	422071	00122	Senior Ctr Develop-OAS	-3,564	-4,000	-4,000	0	-4,000	-4,000	-4,000	-4,000
103660	422073	00124	Senior Health Promo.-Alb. Comm	-1,044	-900	-900	0	-900	-900	-900	-900
103660	422075	00128	Grant proceeds-SHIIP	-8,515	-8,515	-8,515	-4,661	-6,500	-6,500	-6,500	-6,500
103661	422080		NCDOT ROAP EDTAP	-48,334	-60,062	-60,062	-70,028	-70,028	-48,334	-48,334	-48,334
103661	422084	00305	NCDOT ROAP RGP	-42,762	-67,771	-67,771	-79,660	-79,660	-42,762	-42,762	-42,762
103661	422085	00300	NCDOT 5311 Admin	-116,132	-116,136	-116,136	-64,120	-116,000	-121,889	-121,889	-121,889
103661	422086	00301	NCDOT 5311 Capital	-166,279	0	0	0	0	-117,000	-117,000	-117,000
103661	422089	00320	NCDOT 5310 Operating	-47,910	-50,000	-50,000	-21,160	-21,292	-21,292	-21,292	-21,292
103661	423060		NCDOT ROAP EMPL	-4,317	-15,378	-15,378	-17,716	-17,716	-4,317	-4,317	-4,317
103665	421200	00060	JCPC-Juvenile Services	-65,438	-65,940	-79,938	-71,644	-71,644	-73,910	-73,910	-73,910
103715	427015		Electronics Mgmt Program Reimb	-2,293	-3,000	-3,000	-2,161	-2,750	-3,000	-3,000	-3,000
103760	422020		Soil and Water Conservation	-3,600	-3,600	-3,600	-3,600	-3,600	-3,600	-3,600	-3,600
103760	422020	00760	SWC-TA Funds	-18,843	-36,087	-36,087	0	-36,087	-26,875	-26,875	-26,875
Total				-5,427,479	-4,806,649	-5,154,002	-4,709,080	-5,448,284	-5,310,379	-5,078,857	-5,078,857

PERMITS & FEES

103052	434201	47510	Fees-Environmental	-345,125	-386,500	-386,500	-392,035	-395,000	-386,500	-386,500	-386,500
103052	434201	47520	Fees-Food & Lodging	-57,260	-53,900	-53,900	-48,490	-46,000	-53,900	-53,900	-53,900
103455	432021		Tax Collection Fees-Manteo	-31,025	-30,250	-30,250	-31,096	-31,100	-31,000	-31,000	-31,000
103455	432022		Tax Collection Fees-Kitty Hawk	-65,872	-65,000	-65,000	-65,728	-65,750	-65,500	-65,500	-65,500
103455	432023		Tax Collection Fees-S Shores	-44,461	-43,900	-43,900	-44,490	-44,500	-44,250	-44,250	-44,250

GENERAL FUND

<u>Org</u>	<u>Object</u>	<u>Project</u>	<u>Description</u>	2019 <u>Actual</u>	2020 <u>Orig Budg</u>	2020 <u>Rev Budg</u>	2020 <u>YTD Actual</u>	2020 <u>Projected</u>	2021 <u>Requested</u>	2021 <u>Managers</u>	2021 <u>Adopted</u>
103455	432024		Tax Collection Fees-Duck	-69,163	-68,500	-68,500	-69,061	-69,075	-68,750	-68,750	-68,750
103455	432025		Tax Collection Fees-KDH	-128,162	-125,000	-125,000	-134,657	-135,000	-134,500	-134,500	-134,500
103455	432026		Tax Collection Fees-Nags Head	0	0	0	0	0	0	0	0
103455	432100		Tax Collection Fees-Other	-395	-50	-50	-607	-607	-250	-250	-250
103455	432200		Tax Foreclosure Fees	-24,099	-45,000	-45,000	-20,917	-40,000	-40,000	-40,000	-40,000
103457	432011		Tax Collection Fees-Trnsfr Tax	-78,394	-79,025	-79,025	-59,269	-78,500	-83,056	-83,056	-83,056
103458	432012		Tax Collection Fees-Occupancy	-40,855	-42,431	-42,431	-35,359	-41,500	-43,968	-43,968	-43,968
103459	432013		Tax Collection Fees-Prep Food	-48,830	-50,157	-50,157	-41,798	-49,000	-51,743	-51,743	-51,743
103460	430010		Register of Deeds Fees	-364,400	-385,000	-385,000	-374,643	-390,000	-375,000	-375,000	-375,000
103460	430020		Revenue Stamps	-742,386	-700,000	-700,000	-745,882	-725,000	-600,000	-600,000	-600,000
103460	430060		Collection and Admin Fees	-15,494	-13,000	-13,000	-12,766	-14,000	-12,500	-12,500	-12,500
103510	431041		Firearm Storage Fees (NCGS50B)	-1,559	-1,000	-1,000	-353	-450	-1,000	-1,000	-1,000
103510	431042		Concealed Weapon Applic Fees	-21,415	-13,000	-13,000	-15,460	-15,000	-15,000	-15,000	-15,000
103560	430030		Building Permits	-484,277	-425,000	-425,000	-399,688	-425,000	-350,000	-350,000	-350,000
103560	430040		Planning & Development Fees	-12,085	-15,000	-15,000	-23,109	-23,009	-15,000	-15,000	-15,000
103737	430075		Rubble Hauling Fees	0	0	0	-11,250	-12,000	-8,000	-8,000	-8,000
Total				-2,575,256	-2,541,713	-2,541,713	-2,526,659	-2,600,491	-2,379,917	-2,379,917	-2,379,917

SALES & SERVICES

103026	423070		Child Support Fees	-8,591	-10,497	-10,497	-9,681	-9,500	-10,497	-10,497	-10,497
103026	423071		Child Support Incentives	-38,721	-29,642	-29,642	-46,246	-46,246	-29,642	-29,642	-29,642
103027	464602	51015	CCNC-OB Care Management	-49,625	-50,834	-50,834	-42,765	-49,800	-50,834	-50,834	-50,834
103027	464602	53180	CCNC-Care Coord for Children	-49,927	-50,834	-50,834	-44,469	-49,185	-50,834	-50,834	-50,834
103051	463003		Child Support	-7,834	-6,000	-6,000	-1,741	-892	-6,000	-6,000	-6,000
103051	463010		Client Refunds-WF Cash	-1,146	-500	-500	-449	-500	-500	-500	-500
103051	463011		Client Refunds-Food Stamps	-6,859	-5,000	-5,000	-2,669	-4,000	-5,000	-5,000	-5,000
103051	463012		Client Refunds-Medicaid	-22,505	-1,000	-1,000	-1,207	-900	-1,000	-1,000	-1,000
103051	463013		Client Refunds-Other	0	-25	-25	0	0	-25	-25	-25
103051	463050		Health Choice Enrollment	-11,150	-11,000	-11,000	-8,800	-11,000	-11,000	-11,000	-11,000
103051	463070		Title III Contributions	-5,029	-7,500	-7,500	-2,409	-5,000	-7,500	-7,500	-7,500
103051	464001		CAP Medicaid Reimbursement	-60,709	-77,500	-77,500	-71,334	-77,000	-77,500	-77,500	-77,500
103052	424224		Fees-Board of Education	0	-644,758	-644,758	0	0	-627,794	-627,794	-627,794

GENERAL FUND

<u>Org</u>	<u>Object</u>	<u>Project</u>	<u>Description</u>	<u>2019 Actual</u>	<u>2020 Orig Budg</u>	<u>2020 Rev Budg</u>	<u>2020 YTD Actual</u>	<u>2020 Projected</u>	<u>2021 Requested</u>	<u>2021 Managers</u>	<u>2021 Adopted</u>
103052	441092		Medicaid Cost Settlement	-261,111	-275,000	-275,000	-64,710	-250,000	-275,000	-275,000	-275,000
103052	444202	41200	Fees-Flu Shots-Adult Hlth	-924	-700	-700	-735	-735	-700	-700	-700
103052	444203	41200	Fees-Adult Hlth	-62,513	-45,000	-47,833	-44,030	-50,000	-55,000	-55,000	-55,000
103052	444205	41200	Fees-Lab-Adult Hlth	-18,871	-15,000	-15,000	-13,827	-15,000	-16,650	-16,650	-16,650
103052	444206	45100	Fees-Communicable Disease	-2,114	-3,000	-3,000	-4,352	-5,000	-3,500	-3,500	-3,500
103052	444206	45150	Fees-CPR	-4,366	-4,000	-4,000	-3,040	-3,040	-4,500	-4,500	-4,500
103052	444208	45100	Fees-Rabies	0	0	0	0	0	-7,500	-7,500	-7,500
103052	444215	56001	Fees-Nalaxone	-300	-2,000	-2,000	-375	-375	-2,000	-2,000	-2,000
103052	444220	51010	Fees-Maternal Health	-7,149	-10,000	-10,000	-6,116	-6,500	-10,000	-10,000	-10,000
103052	444221	51024	Fees-Community Hlth	-2,325	0	0	-2,640	-2,500	-5,000	-5,000	-5,000
103052	444230	51510	Fees-Family Planning	-39,224	-40,000	-40,000	-35,570	-40,000	-40,000	-40,000	-40,000
103052	444240	53510	Fees-Child Health	-14,582	-25,000	-25,000	-12,906	-15,000	-38,000	-38,000	-38,000
103052	444242	53520	Fees-Dental	-793	0	0	0	0	-15,000	0	0
103052	444245	53530	Fees-ECU Child Telepsych	-8,959	-15,000	-15,000	-2,224	-5,000	-15,000	-15,000	-15,000
103052	444251	55710	Fees-Patient Self Pay-Home Hlt	-44	-2,000	-2,000	-2,501	-2,501	-2,000	-2,000	-2,000
103052	444251	55711	Fees-Patient Self Pay-Hospice	0	-250	-250	0	0	-250	-250	-250
103052	444261	55520	Fees-Diabetes	-558	-775	-775	-379	-378	-775	-775	-775
103052	463050	53520	Hlth Choice-Dental	-21	0	0	0	0	-10,000	0	0
103052	464203	41200	Medicaid-Adult Hlth	-2,135	-800	-800	-1,771	-1,771	-800	-800	-800
103052	464220	51010	Medicaid-Maternal Health	-68,045	-34,488	-34,488	-42,257	-43,000	-57,780	-57,780	-57,780
103052	464221	51024	Medicaid-Community Hlth	-1,319	0	0	-665	-800	0	0	0
103052	464230	51510	Medicaid-Womens Prev Health	-42,362	-26,926	-26,926	-25,359	-26,000	-26,926	-26,926	-26,926
103052	464240	53510	Medicaid-Child Health	-3,432	-6,745	-6,745	-1,157	-1,500	-6,745	-6,745	-6,745
103052	464242	53520	Medicaid-Dental	1,579	0	0	0	0	-150,000	0	0
103052	464250	55520	Medicaid-Diabetes	-216	-250	-250	0	0	-250	-250	-250
103052	464250	55710	Medicaid-Home Health	-14,118	-32,500	-32,500	0	0	-32,500	-32,500	-32,500
103052	464250	55711	Medicaid-Hospice	-1,695	-15,000	-15,000	-2,019	-4,000	-15,000	-15,000	-15,000
103052	464261	45100	Medicaid-STD	-4,678	-4,000	-4,000	-3,578	-4,500	-4,000	-4,000	-4,000
103052	464271	54131	Medicaid-New Borns-Baby Link	-6,660	-6,000	-6,000	-3,552	-5,000	-6,000	-6,000	-6,000
103052	464272	54131	Medicaid-Mothers-Baby Link	-4,373	-4,000	-4,000	-2,488	-3,000	-4,000	-4,000	-4,000
103052	464280	53510	Medicaid-Immunizations	-1,106	-2,200	-2,200	-1,120	-1,120	-2,200	-2,200	-2,200

GENERAL FUND

<u>Org</u>	<u>Object</u>	<u>Project</u>	<u>Description</u>	<u>2019 Actual</u>	<u>2020 Orig Budg</u>	<u>2020 Rev Budg</u>	<u>2020 YTD Actual</u>	<u>2020 Projected</u>	<u>2021 Requested</u>	<u>2021 Managers</u>	<u>2021 Adopted</u>
103052	464281	41200	Medicaid-Flu	-1,787	-600	-600	-1,322	-1,321	-600	-600	-600
103052	464284	45100	Medicaid-TB	-6	-100	-100	-169	-169	-100	-100	-100
103052	464350	41200	Medicare-Flu	-3,217	-3,500	-3,500	-3,292	-3,292	-3,500	-3,500	-3,500
103052	464350	55520	Medicare-Diabetes	-1,418	-2,000	-2,000	-1,416	-1,800	-2,000	-2,000	-2,000
103052	464350	55710	Medicare-Home Health	-584,770	-687,709	-687,709	-501,893	-650,000	-687,709	-687,709	-687,709
103052	464350	55711	Medicare-Hospice	-854,312	-870,000	-870,000	-678,829	-750,000	-870,000	-870,000	-870,000
103052	464350	55712	Medicare-Respite	0	-3,500	-3,500	0	0	-3,500	-3,500	-3,500
103052	464375	55520	Insurance-Diabetes	-2,415	-1,800	-1,800	-883	-1,200	-1,800	-1,800	-1,800
103052	464375	55710	Private/Contract-Home Health	-144,647	-196,000	-196,000	-47,434	-150,000	-196,000	-196,000	-196,000
103052	464376	41200	Insurance-Adult Health	-22,639	-48,600	-48,600	-19,621	-30,000	-48,600	-48,600	-48,600
103052	464376	51024	Private Ins-Community Hlth	-48	-3,000	-3,000	-3,408	-3,059	0	0	0
103052	464376	55711	Private Insurance-Hospice	-26,571	-27,000	-27,000	-6,628	-20,000	-27,000	-27,000	-27,000
103430	441020		Municipal Elections Reimburse	0	-28,224	-28,224	-29,200	-29,201	0	0	0
103450	441032		Tax Mapping Fees	-140	-100	-100	0	0	0	0	0
103510	424224		Board of Education-Fees	0	-600,881	-600,881	0	0	-616,951	-616,951	-616,951
103510	441043		Sheriff Fees and Gun Permits	-96,021	-110,000	-110,000	-80,133	-84,000	-100,000	-100,000	-100,000
103510	441045		DOJ Overtime Reimbursements	-13,849	0	0	-11,033	-11,034	0	0	0
103520	441061		Inmate Boarding	-393,226	-300,000	-300,000	-311,420	-340,000	-350,000	-350,000	-350,000
103520	441062		Jail Commissary	-84,454	-95,000	-95,000	-82,736	-95,000	-95,000	-95,000	-95,000
103520	441063		Jail Phones	-42,109	-30,000	-30,000	-34,286	-35,000	-35,000	-35,000	-35,000
103520	441064		Jail Fees	-65,325	-52,000	-52,000	-62,498	-60,000	-55,000	-55,000	-55,000
103520	441065		Inmate Medical Fees	-4,482	-5,000	-5,000	-3,612	-4,500	-5,000	-5,000	-5,000
103520	441067		Social Security Program	-3,000	-1,600	-1,600	-1,800	-1,800	-1,600	-1,600	-1,600
103531	441090		Ambulance Fees Interest	-5,809	-2,500	-2,500	-1,370	-1,500	-1,500	-1,500	-1,500
103531	441091		Ambulance Fees	-2,840,599	-2,900,000	-2,900,000	-2,116,493	-2,250,000	-2,425,000	-2,425,000	-2,425,000
103531	441092		Medicaid Cost Settlement	-715,346	-400,000	-400,000	-49,084	-425,000	-400,000	-400,000	-400,000
103531	441093		EMS Fees Sec135	-1,337,514	-1,550,000	-1,550,000	-1,097,714	-1,250,000	-1,400,000	-1,400,000	-1,400,000
103640	441110		Recreation Fees	-244,922	-232,000	-232,000	-192,417	-110,000	-210,000	-210,000	-210,000
103640	441143		Group Activity Fees-Fessenden	0	0	0	-825	-705	0	0	0
103659	441110		Recreation Fees	-3,387	-2,300	-2,300	-2,104	-2,104	-2,300	-2,300	-2,300
103659	441130		Group Activities Fees	-31,479	-40,000	-40,000	-29,465	-29,464	-40,000	-40,000	-40,000

GENERAL FUND

<u>Org</u>	<u>Object</u>	<u>Project</u>	<u>Description</u>	<u>2019 Actual</u>	<u>2020 Orig Budg</u>	<u>2020 Rev Budg</u>	<u>2020 YTD Actual</u>	<u>2020 Projected</u>	<u>2021 Requested</u>	<u>2021 Managers</u>	<u>2021 Adopted</u>
103660	441110		Recreation Fees	-990	-600	-600	-281	-281	-500	-500	-500
103660	441130		Group Activities Fees	-2,731	-10,000	-10,000	-1,451	-1,451	-10,000	-10,000	-10,000
103660	441131		Senior Games Revenue	-10,347	-11,000	-11,000	-8,872	-8,872	-11,000	-11,000	-11,000
103660	441135		Dinner Theater Sales	0	-7,500	-7,500	0	0	-7,500	-7,500	-7,500
103661	441100		Fare Plan Revenue	-24,790	-26,000	-26,000	-15,185	-16,000	-26,000	-20,000	-20,000
103661	441133		Medicaid Transportation Reimb	-45,649	-40,000	-40,000	-42,692	-47,500	-45,000	-45,000	-45,000
103715	441140		Recycling Revenue	-71,897	-65,000	-65,000	-41,928	-41,000	-40,000	-40,000	-40,000
Total				-8,514,405	-9,819,238	-9,822,071	-5,990,633	-7,195,996	-9,403,362	-9,222,362	-9,222,362

INTEREST EARNINGS

103040	450100		Interest Income	-1,147,041	-850,000	-850,000	-724,389	-725,000	-200,000	-200,000	-200,000
103455	441055		NCDOT Interest on VTS Deposits	-2,844	-1,750	-1,750	-2,548	-2,550	-1,000	-1,000	-1,000
103529	433002		Facility Fee Interest	-10,883	-11,000	-11,000	-7,869	-8,500	-7,500	-7,500	-7,500
Total				-1,160,768	-862,750	-862,750	-734,805	-736,050	-208,500	-208,500	-208,500

OTHER REVENUE

103050	460100		Miscellaneous Revenue	-166,917	-160,000	-271,455	-176,941	-235,000	-150,000	-150,000	-150,000
103050	460103		COA Indirect Overhead Charge	0	-79,067	-79,067	0	0	-84,957	-84,957	-84,957
103050	460104		DCAA Indirect Costs CAP	-108,984	-112,590	-112,590	-112,590	-112,590	-116,220	-116,220	-116,220
103050	460900		Credit Card Acceptance Fees	-10,259	-15,250	-15,250	-7,678	-8,500	-10,000	-10,000	-10,000
103051	463001		Miscellaneous Revenue-DSS	-2,316	-1,500	-1,500	-2,281	-2,285	-1,750	-1,750	-1,750
103051	463020		Workers with Disabilities Fees	-550	-300	-300	-50	-50	-300	-300	-300
103051	464717		Outer Banks Hospital-IMC	-13,476	-13,590	-13,590	-5,331	-7,500	0	0	0
103052	460100	41200	Miscellaneous Revenue	-2,326	0	0	-1,551	-1,551	0	0	0
103052	464705	51020	Access East-CCPEC	-63,147	-63,483	-63,483	-5,278	-5,278	0	0	0
103052	464705	53511	Access East-Health Check	-27,944	-26,500	-26,500	-15,238	-15,239	0	0	0
103052	464722	51021	OB Hospital Devl Council-Mammo	-28,000	-25,000	-25,000	-25,000	-25,000	-25,000	-25,000	-25,000
103052	464722	56006	OB Hospital Developmnt Grant	0	0	-7,500	-7,500	-7,500	0	0	0
103052	465050	55713	Donations-Hospice Donations	-10,534	-30,000	-30,000	-17,839	-22,000	-30,000	-30,000	-30,000
103427	422051	00097	Grant Proceeds-GAC Grant	-7,680	-10,000	-10,000	-10,000	-10,000	-5,000	-5,000	-5,000
103510	460100		Sheriff Misc Revenue	-500	0	0	-640	-640	0	0	0
103526	440200	60043	Colington VFD RZEDB DS Reimb	-13,263	-12,989	-12,989	-12,990	-12,990	0	0	0
103531	460100		EMS Miscellaneous Revenue	-13,577	-11,000	-11,000	-9,458	-9,500	-2,500	-2,500	-2,500

GENERAL FUND

<u>Org</u>	<u>Object</u>	<u>Project</u>	<u>Description</u>	<u>2019 Actual</u>	<u>2020 Orig Budg</u>	<u>2020 Rev Budg</u>	<u>2020 YTD Actual</u>	<u>2020 Projected</u>	<u>2021 Requested</u>	<u>2021 Managers</u>	<u>2021 Adopted</u>
103542	440200		ANS Cost Share-Towns	-8,864	-10,000	-10,000	0	-10,000	-10,000	-10,000	-10,000
103542	460100		Miscellaneous Revenue	-1,438	-2,000	-2,000	-2,719	-2,750	-2,000	-2,000	-2,000
103640	412500	00133	OBCF Charles Finch Gaddy Endow	-10,000	-10,000	-10,000	-10,000	-10,000	-10,000	-10,000	-10,000
103659	422074	00125	Albemarle Commission-Nutrition	-7,587	-8,000	-8,000	-5,146	-8,000	-8,000	-8,000	-8,000
103660	465054		Older Adult Services Donations	-1,301	-1,000	-1,000	-1,195	-1,195	-1,000	-1,000	-1,000
103661	464722	00319	Vidant Health Grant	-15,000	-12,500	-12,500	-12,500	-12,500	-12,500	-12,500	-12,500
Total				-513,664	-604,769	-723,724	-441,925	-520,068	-469,227	-469,227	-469,227
OTHER FINANCING SRCS											
103050	460200		Sale of Surplus Property	-179,025	-80,000	-80,000	-40,743	-50,000	-55,000	-55,000	-55,000
103051	492300		Transfer frm SSFH	-750,000	-740,000	-740,000	-740,000	-740,000	-740,000	-740,000	-740,000
103090	499900		Appropriated Fund Bal	0	-2,183,835	-3,088,956	0	0	-2,992,000	-2,891,045	-2,891,045
103510	460200	00039	Sale of Surplus FF Property	-11,427	0	0	-28,125	-28,125	0	0	0
Total				-940,452	-3,003,835	-3,908,956	-808,868	-818,125	-3,787,000	-3,686,045	-3,686,045
TOTAL REVENUES				-110,016,600	-108,736,119	-110,110,381	-93,898,226	-101,729,211	-107,590,066	-107,076,589	-107,076,589

GENERAL FUND

<u>Org</u>	<u>Object</u>	<u>Project</u>	<u>Description</u>	<u>2019 Actual</u>	<u>2020 Orig Budg</u>	<u>2020 Rev Budg</u>	<u>2020 YTD Actual</u>	<u>2020 Projected</u>	<u>2021 Requested</u>	<u>2021 Managers</u>	<u>2021 Adopted</u>
EXPENDITURES											
County Commissioners											
104410	500200		Salaries	92,938	71,910	71,910	49,510	54,050	53,842	53,842	53,842
104410	500201		Salaries-Part Time	88,562	89,625	89,625	82,730	89,625	89,968	89,968	89,968
104410	500300		FICA	13,681	12,274	12,274	9,811	10,995	11,003	11,003	11,003
104410	500400		Retirement	7,482	6,486	6,486	4,475	4,838	5,503	5,503	5,503
104410	500500		Health Insurance	23,611	18,741	18,741	18,742	18,741	19,646	19,646	19,646
104410	500700		Retiree Health Insurance	130	126	126	126	126	94	94	94
104410	510941		OH per Cost Allocation Plan	-56,048	-56,712	-56,712	-56,712	-56,712	-55,996	-55,996	-55,996
104410	511100		Telephone & Postage	10,482	12,500	12,500	11,490	12,000	12,500	12,500	12,500
104410	511501		Maint & Repair-Equipment	0	400	400	0	200	400	400	400
104410	512102		Copier Program	5	300	300	50	100	300	300	300
104410	512103		Leases-PC's	302	500	500	327	328	350	350	350
104410	513300		Supplies	2,883	7,000	7,000	5,495	6,750	7,000	7,000	7,000
104410	525100		Travel	19	10,000	20,000	26	13,500	10,000	10,000	10,000
104410	525100	01019	Travel-Woodard	1,511	0	0	2,200	0	0	0	0
104410	525100	01020	Travel-Overman	2,333	0	0	1,729	0	0	0	0
104410	525100	01023	Travel-Couch	711	0	0	2,541	0	0	0	0
104410	525100	01024	Travel-House	45	0	0	1,250	0	0	0	0
104410	525100	01025	Travel-Ross	435	0	0	969	0	0	0	0
104410	525100	01026	Travel-Tobin	3,329	0	0	2,211	0	0	0	0
104410	525100	01027	Travel-Bateman	711	0	0	628	0	0	0	0
104410	525200		Dues & Subscriptions	96	850	850	804	805	850	850	850
104410	525400		Insurance & Bonds	9,977	10,920	10,920	10,920	10,920	11,763	11,758	11,758
104410	525700		Miscellaneous	353	400	400	373	373	400	400	400
Total				203,548	185,320	195,320	149,697	166,639	167,623	167,618	167,618
County Manager											
104420	500200		Salaries	311,483	239,794	242,672	224,005	244,539	243,606	243,606	243,606
104420	500300		FICA	16,596	11,717	11,937	10,149	12,000	12,070	12,070	12,070
104420	500400		Retirement	24,488	21,629	21,889	20,226	21,887	24,897	24,897	24,897
104420	500500		Health Insurance	32,689	10,640	10,640	10,640	10,640	11,154	11,154	11,154
104420	500700		Retiree Health Insurance	541	420	420	420	420	426	426	426
104420	500705		Retiree Health Pre-65	8,581	8,581	8,581	8,581	8,581	27,635	27,635	27,635
104420	510941		OH per Cost Allocation Plan	-46,316	-50,946	-50,946	-50,946	-50,946	-49,132	-49,132	-49,132
104420	511100		Telephone & Postage	88	500	500	133	175	500	500	500
104420	511501		Maint & Repair-Equipment	0	250	250	0	0	250	250	250
104420	512102		Copier Program	1,330	1,900	1,900	1,455	1,500	1,900	1,900	1,900

GENERAL FUND

<u>Org</u>	<u>Object</u>	<u>Project</u>	<u>Description</u>	<u>2019 Actual</u>	<u>2020 Orig Budg</u>	<u>2020 Rev Budg</u>	<u>2020 YTD Actual</u>	<u>2020 Projected</u>	<u>2021 Requested</u>	<u>2021 Managers</u>	<u>2021 Adopted</u>
104420	513300		Supplies	8,928	10,500	10,500	6,791	9,000	10,500	10,500	10,500
104420	525100		Travel	9,435	12,000	12,000	7,975	9,000	12,000	12,000	12,000
104420	525400		Insurance & Bonds	5,769	6,433	6,433	6,433	6,433	6,506	6,503	6,503
104420	525700		Miscellaneous	379	750	750	737	737	750	750	750
Total				373,991	274,168	277,526	246,599	273,966	303,062	303,059	303,059
Public Relations											
104427	500200		Salaries	134,008	208,278	211,615	154,837	172,000	192,336	192,336	192,336
104427	500300		FICA	9,853	15,934	16,190	11,259	13,160	14,714	14,714	14,714
104427	500400		Retirement	10,547	18,786	19,087	13,983	15,310	19,657	19,657	19,657
104427	500500		Health Insurance	40,790	59,530	59,530	47,884	59,530	53,913	53,913	53,913
104427	500700		Retiree Health Insurance	229	365	365	365	365	336	336	336
104427	510800		Technical Support	9,371	9,850	9,850	9,840	9,840	28,500	10,500	10,500
104427	510900		Professional Services	5,755	8,500	8,500	3,705	7,000	8,500	8,500	8,500
104427	510941		OH per Cost Allocation Plan	-33,430	-33,672	-33,672	-33,672	-33,672	-40,652	-40,652	-40,652
104427	511100		Telephone & Postage	1,232	2,000	2,000	1,157	1,250	3,000	3,000	3,000
104427	511503		Maint & Repair-Vehicles	27	1,000	1,000	585	750	1,000	1,000	1,000
104427	512102		Copier Program	563	900	900	624	850	900	900	900
104427	512103		Leases-PC's	1,754	2,000	2,000	1,310	1,310	350	350	350
104427	513100		Fuel	325	600	600	208	400	1,000	600	600
104427	513300		Supplies	1,954	5,200	5,200	1,858	4,500	3,500	3,500	3,500
104427	513325	00097	Misc Equipment-GAC Grnt	7,680	10,000	10,000	6,820	10,000	5,000	5,000	5,000
104427	513500		Software	0	1,950	1,950	1,844	1,900	1,950	1,950	1,950
104427	525000		Training	0	3,000	3,000	649	1,000	3,000	2,000	2,000
104427	525100		Travel	1,636	6,500	6,500	1,134	1,500	6,500	4,500	4,500
104427	525200		Dues & Subscriptions	0	3,525	3,525	2,301	2,500	3,525	3,525	3,525
104427	525400		Insurance & Bonds	5,287	5,722	5,722	5,722	5,722	6,294	6,291	6,291
104427	525600		Advertising & Promotion	4,995	12,000	12,000	5,853	10,000	16,000	12,000	12,000
104427	525700		Miscellaneous	431	500	500	47	250	500	500	500
104427	560048		GAC_Interlocal Agreement	55,054	56,000	56,000	28,494	56,000	56,000	56,000	56,000
104427	560062		League of Women Voters_SA	675	1,000	1,000	1,000	1,000	1,000	1,000	1,000
Total				258,737	399,468	403,362	267,808	342,465	386,823	361,420	361,420
Elections											
104430	500200		Salaries	112,897	107,653	112,295	104,517	113,723	111,046	111,046	111,046
104430	500202		Salaries-Board Members	5,100	10,566	10,566	9,200	10,566	10,566	10,566	10,566
104430	500300		FICA	13,872	8,656	9,011	17,414	9,000	9,303	9,303	9,303
104430	500400		Retirement	8,960	9,710	10,129	9,498	9,465	11,349	11,349	11,349
104430	500500		Health Insurance	31,461	32,456	32,456	25,117	32,456	26,598	26,598	26,598

GENERAL FUND

<u>Org</u>	<u>Object</u>	<u>Project</u>	<u>Description</u>	<u>2019 Actual</u>	<u>2020 Orig Budg</u>	<u>2020 Rev Budg</u>	<u>2020 YTD Actual</u>	<u>2020 Projected</u>	<u>2021 Requested</u>	<u>2021 Managers</u>	<u>2021 Adopted</u>
104430	500700		Retiree Health Insurance	187	188	188	188	188	195	195	195
104430	510900		Professional Services	1,737	65	215	180	210	215	215	215
104430	510902		Election Workers	67,893	194,841	194,841	118,527	118,527	72,000	70,000	70,000
104430	511100		Telephone & Postage	6,365	5,976	5,826	4,365	5,000	5,800	5,800	5,800
104430	511501		Maint & Repair-Equipment	7,404	18,119	18,119	12,262	18,000	13,000	13,000	13,000
104430	512102		Copier Program	3,330	2,600	2,600	2,759	2,900	2,600	2,600	2,600
104430	512103		Leases-PC's	910	1,000	1,000	655	655	0	0	0
104430	512111		Election Equipment Rental	0	0	11,400	11,400	11,400	15,000	14,000	14,000
104430	513300		Supplies	13,318	7,000	10,000	8,095	9,250	7,000	7,000	7,000
104430	513323		Ballots & Coding	30,392	60,000	57,000	31,822	50,000	25,000	25,000	25,000
104430	513510		Computers/Hardware	0	0	0	0	0	22,000	22,000	22,000
104430	525000		Training	0	0	2,000	-66	0	7,400	7,400	7,400
104430	525100		Travel-Staff	4,407	5,600	5,600	3,539	3,750	5,300	5,300	5,300
104430	525104		Travel-Other	3,710	16,500	14,500	5,523	6,500	12,000	12,000	12,000
104430	525400		Insurance & Bonds	4,543	5,018	5,018	5,018	5,018	5,972	5,969	5,969
104430	525600		Advertising & Promotion	2,648	4,985	4,985	4,879	4,879	9,000	5,000	5,000
104430	525700		Miscellaneous	62	100	100	0	50	500	500	500
Total				319,197	491,033	507,849	374,891	411,537	371,844	364,841	364,841

Finance

104440	500200		Salaries	621,098	664,884	683,913	633,805	690,259	681,529	681,529	681,529
104440	500202		Salaries-Board Members	200	1,007	1,007	200	500	1,000	1,000	1,000
104440	500300		FICA	43,440	48,752	50,103	44,167	50,000	50,055	50,055	50,055
104440	500400		Retirement	48,919	59,972	61,689	57,282	61,779	69,652	69,652	69,652
104440	500500		Health Insurance	145,644	156,826	156,826	159,994	156,826	172,893	172,893	172,893
104440	500700		Retiree Health Insurance	1,079	1,162	1,162	1,162	1,162	1,192	1,192	1,192
104440	500705		Retiree Health Pre-65	17,162	17,162	17,162	17,162	17,162	26,985	26,985	26,985
104440	510700		Contracted Services	600	600	1,800	1,400	1,700	1,800	1,800	1,800
104440	510800		Technical Support	0	2,000	2,000	0	2,000	0	0	0
104440	510802		Tyler SaaS & PACE Fees	36,754	38,595	28,095	26,617	26,618	27,540	27,540	27,540
104440	510941		OH per Cost Allocation Plan	-165,302	-163,810	-163,810	-163,810	-163,810	-171,264	-171,264	-171,264
104440	511100		Telephone & Postage	2,418	5,000	5,000	2,234	2,500	4,500	4,500	4,500
104440	511501		Maint & Repair-Equipment	0	250	250	0	225	250	250	250
104440	512102		Copier Program	2,820	3,500	3,500	3,973	3,300	3,500	3,500	3,500
104440	512103		Leases-PC's	877	1,000	1,000	655	655	0	0	0
104440	513300		Supplies	8,592	8,500	8,500	5,300	8,400	9,500	9,500	9,500
104440	513500		Software	6,205	6,100	6,100	6,438	6,309	6,400	6,400	6,400
104440	525000		Training	6,325	7,000	10,800	9,570	10,750	8,500	8,500	8,500

GENERAL FUND

<u>Org</u>	<u>Object</u>	<u>Project</u>	<u>Description</u>	<u>2019 Actual</u>	<u>2020 Orig Budg</u>	<u>2020 Rev Budg</u>	<u>2020 YTD Actual</u>	<u>2020 Projected</u>	<u>2021 Requested</u>	<u>2021 Managers</u>	<u>2021 Adopted</u>
104440	525100		Travel	10,612	10,000	10,000	8,314	9,000	11,000	11,000	11,000
104440	525400		Insurance & Bonds	7,923	8,027	8,027	8,027	8,027	7,943	7,940	7,940
104440	525701		Bank Fees	12,892	25,000	25,000	9,524	15,000	23,000	23,000	23,000
Total				808,260	901,527	918,124	832,015	908,362	935,975	935,972	935,972
Human Resources											
104442	500200		Salaries	253,843	305,669	317,712	294,098	320,271	318,935	318,935	318,935
104442	500300		FICA	18,018	23,383	24,305	20,933	24,300	24,398	24,398	24,398
104442	500400		Retirement	19,979	27,572	28,658	26,559	28,655	32,595	32,595	32,595
104442	500500		Health Insurance	70,172	88,911	88,911	80,859	88,911	85,780	85,780	85,780
104442	500700		Retiree Health Insurance	438	534	534	534	534	558	558	558
104442	510802		Tyler SaaS Fees	7,378	7,750	7,750	6,419	6,419	6,615	6,615	6,615
104442	510900		Professional Services	0	20,000	20,000	0	19,500	0	0	0
104442	510941		OH per Cost Allocation Plan	-64,015	-68,568	-68,568	-68,568	-68,568	-74,324	-74,324	-74,324
104442	511100		Telephone & Postage	762	750	750	818	900	750	750	750
104442	512102		Copier Program	1,219	1,600	1,600	2,240	1,850	1,600	1,600	1,600
104442	513300		Supplies	2,433	3,500	3,500	1,628	2,750	3,500	3,500	3,500
104442	513306		Hepatitis Vaccines	0	1,350	0	0	0	1,350	1,350	1,350
104442	513500		Software	52,410	55,300	55,300	53,120	53,120	55,300	55,300	55,300
104442	514500		Employee Testing	10,677	8,500	9,850	10,329	10,000	11,000	8,500	8,500
104442	514525		Employee Training Program	0	31,720	31,720	12,525	20,000	50,000	31,720	31,720
104442	525000		Training	1,985	2,000	2,000	150	500	2,000	2,000	2,000
104442	525100		Travel	3,417	4,000	4,000	3,663	3,663	4,000	4,000	4,000
104442	525400		Insurance & Bonds	5,439	5,719	5,719	5,719	5,719	6,129	6,126	6,126
104442	525600		Advertising & Promotion	5,088	5,500	5,500	5,146	5,475	5,500	5,500	5,500
104442	525700		Miscellaneous	854	850	850	598	750	850	850	850
Total				390,095	526,040	540,091	456,770	524,749	536,536	515,753	515,753
Information Technology											
104445	500200		Salaries	638,016	638,152	662,079	577,195	636,000	661,263	661,263	661,263
104445	500300		FICA	47,395	48,819	49,731	43,156	48,300	50,589	50,589	50,589
104445	500400		Retirement	50,210	57,561	58,637	52,121	56,925	67,583	67,583	67,583
104445	500500		Health Insurance	125,789	125,909	125,909	112,953	125,909	131,991	131,991	131,991
104445	500700		Retiree Health Insurance	1,102	1,117	1,117	1,117	1,117	1,155	1,155	1,155
104445	500705		Retiree Health Pre-65	34,943	34,943	34,943	34,943	34,943	18,640	18,640	18,640
104445	510740		Cloud Storage	0	20,000	20,000	0	20,000	20,000	20,000	20,000
104445	510741		Hosted Services/Email	110,195	172,000	172,000	104,671	110,000	415,000	172,000	172,000
104445	510742		Networking Services	0	40,000	28,000	28,620	28,621	60,000	30,000	30,000
104445	510743		Cellular Networking Services	0	12,500	12,500	0	12,500	12,500	0	0

GENERAL FUND

<u>Org</u>	<u>Object</u>	<u>Project</u>	<u>Description</u>	<u>2019 Actual</u>	<u>2020 Orig Budg</u>	<u>2020 Rev Budg</u>	<u>2020 YTD Actual</u>	<u>2020 Projected</u>	<u>2021 Requested</u>	<u>2021 Managers</u>	<u>2021 Adopted</u>
104445	510744		Security Services	0	25,000	25,000	18,794	24,500	75,000	50,000	50,000
104445	510745		Software Maintenance	0	45,000	45,000	40,757	44,000	60,000	60,000	60,000
104445	510746		UPS Maintenance	0	5,000	5,000	4,284	4,285	5,000	5,000	5,000
104445	510747		BOC Audio Video	0	30,000	30,000	29,386	27,500	30,000	15,000	15,000
104445	510748		Archival Services	0	36,000	36,000	9,606	30,000	15,000	15,000	15,000
104445	510752		Alertus/Security	0	0	0	0	0	15,000	15,000	15,000
104445	510800		Laserfiche Support	0	29,322	29,322	29,318	29,318	35,000	35,000	35,000
104445	510802		Tyler SaaS Fees	77,292	81,160	81,160	79,611	79,611	82,000	82,000	82,000
104445	510803		Tyler TCM and Business Objects	25,753	27,041	27,041	27,040	27,041	39,941	39,941	39,941
104445	510941		OH per Cost Allocation Plan	-156,559	-159,297	-159,297	-159,297	-159,297	-146,651	-146,651	-146,651
104445	511100		Telephone & Postage	6,942	6,533	6,533	8,222	7,500	6,533	6,533	6,533
104445	511501		Maint & Repair-Equipment	153,882	31,000	31,000	20,530	25,000	31,000	31,000	31,000
104445	511503		Maint & Repair-Vehicles	313	500	500	270	400	500	500	500
104445	511710		Virtualization	46,565	40,000	40,000	20,534	30,000	40,000	40,000	40,000
104445	512102		Copier Program	130	500	500	136	200	500	500	500
104445	512103		Leases-PC's	12,694	14,000	14,000	6,113	6,113	7,100	7,100	7,100
104445	512106		Leases-Servers	16,739	17,360	17,360	16,739	16,740	17,360	17,360	17,360
104445	513100		Fuel	126	425	425	86	175	425	425	425
104445	513300		Supplies	11,433	11,125	11,390	6,128	10,000	11,125	11,125	11,125
104445	513500		Software	45,699	30,500	30,500	18,878	30,000	30,500	30,500	30,500
104445	513510		Computers/Hardware	0	110,000	110,000	109,041	109,042	110,000	110,000	110,000
104445	525000		Training	6,219	20,000	20,000	18,958	19,500	20,000	20,000	20,000
104445	525100		Travel	7,562	7,800	7,800	4,347	5,000	7,800	7,800	7,800
104445	525400		Insurance & Bonds	12,064	10,625	10,625	10,625	10,625	10,909	10,904	10,904
104445	525700		Miscellaneous	1,000	1,000	1,000	0	500	1,000	1,000	1,000
Total				1,275,503	1,571,595	1,585,775	1,274,880	1,452,068	1,943,763	1,618,258	1,618,258

Tax Mapping

104450	500200		Salaries	183,881	183,877	191,783	177,507	193,253	192,522	192,522	192,522
104450	500300		FICA	12,894	14,067	14,672	12,375	14,650	14,727	14,727	14,727
104450	500400		Retirement	14,469	16,586	17,299	16,026	17,296	19,676	19,676	19,676
104450	500500		Health Insurance	70,172	70,170	70,170	70,172	70,170	73,559	73,559	73,559
104450	500700		Retiree Health Insurance	315	322	322	322	322	336	336	336
104450	500705		Retiree Health Pre-65	17,781	17,781	17,781	17,781	17,781	8,995	8,995	8,995
104450	510800		Technical Support	1,472	9,175	7,175	3,517	7,150	9,175	9,175	9,175
104450	510802		Tyler SaaS Fees	5,737	6,025	6,025	5,909	5,909	6,090	6,090	6,090
104450	511100		Telephone & Postage	44	100	100	56	95	100	100	100
104450	511501		Maint & Repair-Equipment	468	1,000	1,000	0	500	1,000	1,000	1,000

GENERAL FUND

<u>Org</u>	<u>Object</u>	<u>Project</u>	<u>Description</u>	<u>2019 Actual</u>	<u>2020 Orig Budg</u>	<u>2020 Rev Budg</u>	<u>2020 YTD Actual</u>	<u>2020 Projected</u>	<u>2021 Requested</u>	<u>2021 Managers</u>	<u>2021 Adopted</u>
104450	512102		Copier Program	835	1,200	1,200	1,145	1,000	1,200	1,200	1,200
104450	513300		Supplies	3,340	3,200	5,200	4,479	5,000	3,200	3,200	3,200
104450	525100		Travel	5,951	7,825	7,825	5,550	5,750	7,825	7,825	7,825
104450	525400		Insurance & Bonds	1,725	1,461	1,461	1,461	1,461	1,286	1,285	1,285
104450	525700		Miscellaneous	21	75	75	32	50	75	75	75
Total				319,104	332,864	342,088	316,333	340,387	339,766	339,765	339,765
Revaluation											
104451	500200		Salaries	685,955	684,954	705,924	641,637	695,764	717,411	717,411	717,411
104451	500202		Salaries-Board Members	350	759	759	200	759	760	760	760
104451	500300		FICA	49,453	52,456	54,060	46,165	49,965	54,940	54,940	54,940
104451	500400		Retirement	53,997	61,784	63,675	57,964	62,879	73,319	73,319	73,319
104451	500500		Health Insurance	170,630	178,731	178,731	171,727	178,731	178,871	178,871	178,871
104451	500700		Retiree Health Insurance	1,181	1,199	1,199	1,199	1,199	1,255	1,255	1,255
104451	500705		Retiree Health Pre-65	69,886	61,305	61,305	61,305	61,305	64,265	64,265	64,265
104451	510500		Octennial Revaluation	21,295	87,110	97,980	41,531	75,000	25,500	25,500	25,500
104451	510800		Technical Support	75,150	111,105	111,105	109,875	109,875	132,475	115,475	115,475
104451	511100		Telephone & Postage	1,266	2,650	2,650	2,225	2,000	2,650	2,650	2,650
104451	511501		Maint & Repair-Equipment	468	500	500	0	400	500	500	500
104451	511503		Maint & Repair-Vehicles	3,098	3,000	3,000	728	1,500	3,000	3,000	3,000
104451	512102		Copier Program	930	1,600	1,600	2,759	2,000	1,600	1,600	1,600
104451	513100		Fuel	3,900	4,500	4,500	1,897	2,500	4,500	4,500	4,500
104451	513300		Supplies	3,859	4,230	4,230	4,028	4,200	4,230	4,230	4,230
104451	516100		Shop Overhead	14,311	11,743	11,743	11,743	11,743	9,543	9,166	9,166
104451	525100		Travel	5,498	9,000	9,000	1,077	2,000	9,000	9,000	9,000
104451	525110		Octennial Revaluation Travel	3,221	15,000	15,000	1,138	2,500	15,000	15,000	15,000
104451	525400		Insurance & Bonds	17,064	15,004	15,004	15,004	15,004	13,234	13,229	13,229
Total				1,181,514	1,306,630	1,341,965	1,172,202	1,279,324	1,312,053	1,294,671	1,294,671
Business Personal Tax											
104453	500200		Salaries	149,561	149,095	153,234	134,995	153,739	153,824	153,824	153,824
104453	500300		FICA	10,770	11,406	11,723	9,859	11,232	11,768	11,768	11,768
104453	500400		Retirement	11,776	13,448	13,821	12,200	13,897	15,720	15,720	15,720
104453	500500		Health Insurance	43,069	42,560	42,560	39,900	42,560	44,616	44,616	44,616
104453	500700		Retiree Health Insurance	260	260	260	260	260	268	268	268
104453	500705		Retiree Health Pre-65	17,162	8,581	8,581	8,581	8,581	0	0	0
104453	510700		Contracted Services	20,943	24,900	24,900	6,867	10,000	24,900	24,900	24,900
104453	511100		Telephone & Postage	30,206	33,400	34,600	29,367	34,000	33,400	33,400	33,400
104453	511501		Maint & Repair-Equipment	234	250	250	0	200	250	250	250

GENERAL FUND

<u>Org</u>	<u>Object</u>	<u>Project</u>	<u>Description</u>	<u>2019 Actual</u>	<u>2020 Orig Budg</u>	<u>2020 Rev Budg</u>	<u>2020 YTD Actual</u>	<u>2020 Projected</u>	<u>2021 Requested</u>	<u>2021 Managers</u>	<u>2021 Adopted</u>
104453	513300		Supplies	4,845	12,840	12,840	3,739	10,000	6,000	6,000	6,000
104453	525100		Travel	1,361	6,400	6,400	5,533	5,533	8,400	8,400	8,400
104453	525400		Insurance & Bonds	3,782	4,259	4,259	4,259	4,259	3,609	3,608	3,608
Total				293,970	307,399	313,428	255,560	294,261	302,755	302,754	302,754
Property Tax Collection											
104455	500200		Salaries	196,004	197,003	203,066	181,614	198,484	202,832	202,832	202,832
104455	500300		FICA	14,402	15,070	15,534	13,428	14,676	15,517	15,517	15,517
104455	500400		Retirement	15,431	17,769	18,316	16,420	17,945	20,729	20,729	20,729
104455	500500		Health Insurance	47,042	47,880	47,880	46,107	47,880	58,685	58,685	58,685
104455	500700		Retiree Health Insurance	344	345	345	345	345	351	351	351
104455	500705		Retiree Health Pre-65	25,742	25,743	25,743	25,743	25,743	26,985	26,985	26,985
104455	510700		Contracted Services	1,291	2,830	2,830	1,738	2,500	2,830	2,830	2,830
104455	510714		MV Cost of Collection	80,892	75,500	75,500	72,032	85,000	90,000	90,000	90,000
104455	510802		Tyler SaaS Fees	15,172	15,935	15,935	15,407	15,407	16,600	16,600	16,600
104455	510901		Legal Fees-Foreclosure Service	16,619	45,000	45,000	30,441	40,000	40,000	40,000	40,000
104455	511100		Telephone & Postage	31,996	38,325	38,325	38,506	38,325	38,325	38,325	38,325
104455	512102		Copier Program	1,178	1,600	1,600	1,618	1,500	1,600	1,600	1,600
104455	512103		Leases-PC's	455	500	500	327	328	0	0	0
104455	513300		Supplies	8,677	10,850	10,850	8,945	10,000	10,850	10,850	10,850
104455	525000		Training	4,205	4,050	3,270	1,072	1,500	4,050	4,050	4,050
104455	525100		Travel	8,031	8,500	8,500	5,573	5,574	8,500	8,500	8,500
104455	525400		Insurance & Bonds	2,868	2,517	2,517	2,517	2,517	1,788	1,788	1,788
104455	525600		Advertising & Promotion	2,580	1,500	2,280	2,280	2,280	3,500	3,500	3,500
104455	525701		Bank Fees	12,592	20,000	20,000	9,360	13,500	20,000	18,500	18,500
Total				485,520	530,917	537,991	473,472	523,504	563,142	561,642	561,642
Realty Transfer Tax											
104457	500200		Salaries	52,589	52,576	53,207	49,544	54,026	54,757	54,757	54,757
104457	500300		FICA	3,899	4,022	4,070	3,637	3,966	4,189	4,189	4,189
104457	500400		Retirement	4,142	4,742	4,799	4,480	4,885	5,596	5,596	5,596
104457	500500		Health Insurance	8,512	8,512	8,512	8,512	8,512	8,923	8,923	8,923
104457	500700		Retiree Health Insurance	92	92	92	92	92	96	96	96
104457	500705		Retiree Health Pre-65	8,581	8,581	8,581	8,581	8,581	8,995	8,995	8,995
104457	510900		Professional Services	0	400	400	0	0	400	400	400
104457	511100		Telephone & Postage	6	100	100	7	25	100	100	100
Total				77,821	79,025	79,761	74,853	80,087	83,056	83,056	83,056
Occupancy Tax Collection											

GENERAL FUND

<u>Org</u>	<u>Object</u>	<u>Project</u>	<u>Description</u>	<u>2019 Actual</u>	<u>2020 Orig Budg</u>	<u>2020 Rev Budg</u>	<u>2020 YTD Actual</u>	<u>2020 Projected</u>	<u>2021 Requested</u>	<u>2021 Managers</u>	<u>2021 Adopted</u>
104458	500200		Salaries	25,415	25,774	26,084	24,077	26,285	26,354	26,354	26,354
104458	500300		FICA	1,827	1,972	1,996	1,733	1,892	2,016	2,016	2,016
104458	500400		Retirement	2,000	2,325	2,353	2,173	2,373	2,693	2,693	2,693
104458	500500		Health Insurance	7,980	8,489	8,489	8,489	8,489	8,899	8,899	8,899
104458	500700		Retiree Health Insurance	43	45	45	45	45	46	46	46
104458	511100		Telephone & Postage	297	300	600	341	450	300	300	300
104458	513300		Supplies	1,792	1,103	1,103	1,077	1,100	1,103	1,103	1,103
104458	525000		Training	500	500	500	375	375	500	500	500
104458	525100		Travel	1,192	1,200	1,200	634	635	1,200	1,200	1,200
104458	525400		Insurance & Bonds	141	223	223	223	223	319	319	319
104458	525600		Advertising & Promotion	0	500	200	0	150	500	500	500
Total				41,186	42,431	42,793	39,168	42,017	43,930	43,930	43,930

Prepared Foods Tax Collection

104459	500200		Salaries	24,716	25,773	26,084	24,077	26,285	26,354	26,354	26,354
104459	500300		FICA	1,774	1,972	1,996	1,734	1,893	2,016	2,016	2,016
104459	500400		Retirement	1,945	2,325	2,353	2,173	2,373	2,693	2,693	2,693
104459	500500		Health Insurance	7,980	8,489	8,489	8,489	8,489	8,899	8,899	8,899
104459	500700		Retiree Health Insurance	43	45	45	45	45	46	46	46
104459	500705		Retiree Health Pre-65	8,581	8,581	8,581	8,581	8,581	8,995	8,995	8,995
104459	511100		Telephone & Postage	151	350	350	256	275	350	350	350
104459	513300		Supplies	1,572	986	986	759	500	986	986	986
104459	525000		Training	75	500	500	135	135	500	500	500
104459	525100		Travel	606	800	800	0	0	800	800	800
104459	525400		Insurance & Bonds	400	336	336	336	336	105	105	105
Total				47,841	50,157	50,520	46,585	48,912	51,744	51,744	51,744

Register of Deeds

104460	500200		Salaries	287,837	267,915	276,505	243,916	270,380	278,852	278,852	278,852
104460	500300		FICA	21,026	20,496	21,153	17,983	19,938	21,332	21,332	21,332
104460	500400		Retirement	22,644	24,167	24,942	22,028	24,418	28,499	28,499	28,499
104460	500401		Supplemental Retirement	6,795	8,500	8,500	6,048	7,500	8,500	8,500	8,500
104460	500500		Health Insurance	92,542	96,025	96,025	85,170	96,025	96,934	96,934	96,934
104460	500700		Retiree Health Insurance	489	469	469	469	469	489	489	489
104460	500705		Retiree Health Pre-65	26,362	37,422	37,422	37,422	37,422	39,229	39,229	39,229
104460	510700		Contracted Services	30,899	156,900	156,900	151,196	156,800	292,596	157,208	157,208
104460	511100		Telephone & Postage	4,324	5,500	5,500	2,958	4,350	5,500	5,500	5,500
104460	511501		Maint & Repair-Equipment	1,820	9,087	8,087	1,136	7,000	9,087	9,087	9,087
104460	512102		Copier Program	3,683	4,250	4,250	2,747	3,750	4,250	4,250	4,250

GENERAL FUND

<u>Org</u>	<u>Object</u>	<u>Project</u>	<u>Description</u>	<u>2019 Actual</u>	<u>2020 Orig Budg</u>	<u>2020 Rev Budg</u>	<u>2020 YTD Actual</u>	<u>2020 Projected</u>	<u>2021 Requested</u>	<u>2021 Managers</u>	<u>2021 Adopted</u>
104460	513300		Supplies	16,181	12,000	13,000	7,950	11,000	12,000	12,000	12,000
104460	525000		Training	1,150	2,285	2,285	1,830	2,200	3,225	2,285	2,285
104460	525100		Travel	1,871	4,600	4,600	4,564	4,565	4,600	4,600	4,600
104460	525200		Dues & Subscriptions	375	375	375	375	375	375	375	375
104460	525400		Insurance & Bonds	3,184	2,837	2,837	2,837	2,837	2,530	2,529	2,529
Total				521,182	652,828	662,850	588,629	649,029	807,998	671,669	671,669
Facilities Maintenance											
104470	500200		Salaries	609,115	699,291	714,080	599,803	656,000	707,353	707,353	707,353
104470	500300		FICA	45,013	53,498	54,629	44,065	48,500	54,111	54,111	54,111
104470	500400		Retirement	47,948	63,078	64,412	54,201	59,500	72,293	72,293	72,293
104470	500500		Health Insurance	158,999	193,790	193,790	166,941	193,790	202,083	202,083	202,083
104470	500700		Retiree Health Insurance	1,133	1,225	1,225	1,225	1,225	1,237	1,237	1,237
104470	500705		Retiree Health Pre-65	17,162	17,162	17,162	17,162	17,162	17,990	17,990	17,990
104470	510941		OH per Cost Allocation Plan	-84,851	-91,969	-91,969	-91,969	-91,969	-81,184	-81,184	-81,184
104470	511100		Telephone & Postage	3,537	4,117	4,817	3,722	4,100	4,117	4,117	4,117
104470	511300		Utilities	15,788	16,750	16,750	11,845	16,250	16,750	16,750	16,750
104470	511501		Maint & Repair-Equipment	3,153	15,000	10,000	4,398	9,000	15,000	15,000	15,000
104470	511502		Maint & Repair-Building	215,003	275,000	276,368	200,307	250,000	275,000	275,000	275,000
104470	511503		Maint & Repair-Vehicles	6,996	8,000	10,000	7,867	9,000	8,000	8,000	8,000
104470	511515		Maint & Repair-Generators	10,474	24,000	29,000	13,999	25,000	24,000	24,000	24,000
104470	512102		Copier Program	283	400	400	515	450	400	400	400
104470	513100		Fuel	15,906	19,000	18,300	11,311	15,000	19,000	18,500	18,500
104470	513300		Supplies	5,428	5,700	5,700	425	5,000	5,700	5,700	5,700
104470	513600		Uniforms	8,677	8,000	8,000	3,989	7,000	8,000	8,000	8,000
104470	516100		Shop Overhead	20,035	27,833	27,833	27,833	27,833	25,937	24,912	24,912
104470	525000		Training	615	1,500	1,500	855	1,250	1,500	1,500	1,500
104470	525400		Insurance & Bonds	41,536	37,796	37,796	37,796	37,796	38,633	38,616	38,616
104470	525700		Miscellaneous	0	425	425	166	250	425	425	425
Total				1,141,950	1,379,596	1,400,218	1,116,456	1,292,137	1,416,345	1,414,803	1,414,803
Grounds Maintenance											
104472	500200		Salaries	472,534	489,355	505,976	424,324	462,000	506,572	506,572	506,572
104472	500300		FICA	34,239	37,437	38,708	30,758	33,500	38,753	38,753	38,753
104472	500400		Retirement	36,849	44,140	45,640	38,322	42,000	51,771	51,771	51,771
104472	500500		Health Insurance	159,144	176,067	176,067	163,659	176,067	195,725	195,725	195,725
104472	500700		Retiree Health Insurance	866	856	856	856	856	886	886	886
104472	500705		Retiree Health Pre-65	44,143	44,143	44,143	44,143	44,143	45,625	45,625	45,625
104472	511100		Telephone & Postage	1,232	1,300	1,550	1,386	1,400	1,300	1,300	1,300

GENERAL FUND

<u>Org</u>	<u>Object</u>	<u>Project</u>	<u>Description</u>	<u>2019 Actual</u>	<u>2020 Orig Budg</u>	<u>2020 Rev Budg</u>	<u>2020 YTD Actual</u>	<u>2020 Projected</u>	<u>2021 Requested</u>	<u>2021 Managers</u>	<u>2021 Adopted</u>
104472	511501		Maint & Repair-Equipment	2,144	4,000	4,000	2,872	3,500	4,000	4,000	4,000
104472	511503		Maint & Repair-Vehicles	4,936	5,000	5,000	3,012	4,500	5,000	5,000	5,000
104472	513100		Fuel	17,543	15,000	23,000	15,845	17,000	15,000	15,000	15,000
104472	513300		Supplies	78,285	115,000	106,750	100,016	105,000	115,000	115,000	115,000
104472	513600		Uniforms	3,809	2,000	3,275	2,993	3,250	2,000	2,000	2,000
104472	516100		Shop Overhead	4,550	3,660	3,660	3,660	3,660	8,401	8,069	8,069
104472	525000		Training	730	425	0	0	250	425	425	425
104472	525100		Travel	946	425	0	0	0	425	425	425
104472	525400		Insurance & Bonds	9,772	22,736	22,736	22,736	22,736	16,063	16,056	16,056
104472	525700		Miscellaneous	0	425	0	0	400	425	425	425
Total				871,720	961,969	981,361	854,581	920,262	1,007,371	1,007,032	1,007,032
General Services											
104475	500200		Salaries	198,820	163,111	166,217	150,150	163,705	170,076	170,076	170,076
104475	500300		FICA	13,981	12,479	12,716	10,534	12,479	13,012	13,012	13,012
104475	500400		Retirement	15,650	14,713	14,993	13,568	11,650	17,382	17,382	17,382
104475	500500		Health Insurance	69,355	50,661	50,661	48,973	50,661	53,108	53,108	53,108
104475	500700		Retiree Health Insurance	353	285	285	285	285	297	297	297
104475	500705		Retiree Health Pre-65	8,581	8,581	8,581	8,581	8,581	8,995	8,995	8,995
104475	510700		Contracted Services	76,800	90,300	90,300	93,901	90,000	90,300	90,300	90,300
104475	510700	60034	Contracted Services-Admin	28,196	30,000	30,000	2,934	28,500	30,000	30,000	30,000
104475	510941		OH per Cost Allocation Plan	-17,291	-19,494	-19,494	-19,494	-19,494	-20,025	-20,025	-20,025
104475	511100		Telephone & Postage	26	100	100	2	25	100	100	100
104475	511300		Utilities	148,012	141,500	141,500	129,546	150,000	141,500	141,500	141,500
104475	511501		Maint & Repair-Equipment	543	4,500	4,500	1,038	3,500	4,500	4,500	4,500
104475	511502		Maint & Repair-Building	0	16,731	16,731	14,231	16,500	2,500	2,500	2,500
104475	511503		Maint & Repair-Vehicles	1,097	2,250	2,250	876	1,250	2,250	2,000	2,000
104475	512102		Copier Program	1,456	6,000	6,000	1,839	2,500	6,000	4,800	4,800
104475	512111		Miscellaneous Rentals	5,856	8,184	8,184	6,282	6,282	8,184	8,184	8,184
104475	513100		Fuel	2,711	2,400	2,400	2,157	2,300	2,400	2,400	2,400
104475	513300		Supplies	24,474	40,000	40,000	23,193	32,500	40,000	40,000	40,000
104475	516100		Shop Overhead	4,844	6,253	6,253	6,253	6,253	6,770	6,502	6,502
104475	525000		Training	805	1,250	1,250	155	750	1,250	1,000	1,000
104475	525100		Travel	0	1,500	1,500	0	0	1,500	1,000	1,000
104475	525400		Insurance & Bonds	14,308	10,596	10,596	10,596	10,596	10,144	10,140	10,140
Total				598,575	591,900	595,523	505,600	578,823	590,243	587,771	587,771
Non-Departmental											
104490	500701		Retiree Medicare Supplemental	819,750	819,750	819,750	819,750	819,750	900,730	900,730	900,730

GENERAL FUND

<u>Org</u>	<u>Object</u>	<u>Project</u>	<u>Description</u>	<u>2019 Actual</u>	<u>2020 Orig Budg</u>	<u>2020 Rev Budg</u>	<u>2020 YTD Actual</u>	<u>2020 Projected</u>	<u>2021 Requested</u>	<u>2021 Managers</u>	<u>2021 Adopted</u>
104490	500900		Longevity	398,441	416,800	416,800	406,841	415,000	417,069	417,069	417,069
104490	501000		Salary Adjustment-COLA	0	478,754	13,583	0	0	0	0	0
104490	501050		Salary Adjustment-Merit	0	450,000	27,339	0	0	0	0	0
104490	501100		Allowance for Termination Pay	0	25,000	25,000	0	0	25,000	25,000	25,000
104490	510900		Professional Services	176,463	142,000	142,000	122,521	140,000	142,000	142,000	142,000
104490	510901		Legal Services	53,227	65,000	65,000	53,944	65,000	50,000	50,000	50,000
104490	510911		Economic Development	35,000	35,000	35,000	35,000	35,000	35,000	0	0
104490	510913		Professional Services-Housing	0	0	85,300	42,650	85,300	0	0	0
104490	510941		OH per Cost Allocation Plan	-326,372	-316,627	-316,627	-316,627	-316,627	-314,892	-314,892	-314,892
104490	511100		Telephone & Postage	88,991	100,000	100,000	119,857	125,000	95,000	118,500	118,500
104490	511300		Utilities	96,259	100,000	100,000	86,389	95,000	105,000	105,000	105,000
104490	511900		Credit Card Acceptance Fees	20,265	30,000	30,000	17,832	19,000	25,000	25,000	25,000
104490	511902		Surplus Property Sales Fees	13,817	8,500	8,500	6,880	7,500	12,500	12,500	12,500
104490	513300		Supplies	3,528	2,500	2,500	1,302	2,000	2,500	2,500	2,500
104490	519000		Medical Examiner	44,800	30,000	30,000	31,700	32,500	40,000	40,000	40,000
104490	519100		Albemarle Commission	25,471	25,750	25,750	25,705	25,705	25,898	25,898	25,898
104490	519101		NCACC Dues	4,357	4,406	4,406	4,466	4,466	4,500	4,500	4,500
104490	519102		UNC School of Govt Dues	4,596	4,950	4,950	4,767	4,767	4,950	4,950	4,950
104490	519103		Albemarle RC & DC	1,200	1,200	1,200	1,200	1,200	1,200	1,200	1,200
104490	519501		NC Beach Inlet & Waterway Assc	2,200	2,200	2,200	2,700	2,700	2,700	2,700	2,700
104490	519600		Southern Albemarle Assoc Dues	800	800	800	0	800	800	800	800
104490	525100		Travel	1,616	2,000	2,000	601	601	2,000	2,000	2,000
104490	525400		Insurance & Bonds	84,054	96,276	96,276	96,276	96,276	75,261	75,228	75,228
104490	525600		Advertising & Promotion	3,932	10,000	10,000	1,006	2,500	10,000	10,000	10,000
104490	525700		Miscellaneous	4,287	25,000	25,000	613	10,000	20,000	55,000	55,000
104490	550000		Contingency	0	350,000	240,010	0	100,000	350,000	350,000	350,000
104490	560038		Dare Day	4,500	4,500	4,500	0	0	4,500	4,500	4,500
104490	560063		Monday Night Alive_SA	3,000	1,500	1,500	0	0	0	0	0
Total				1,564,182	2,915,259	2,002,737	1,565,372	1,773,438	2,036,716	2,060,183	2,060,183

Sheriff

104510	500200		Salaries	3,459,612	3,528,979	3,670,245	3,345,219	3,640,000	3,605,688	3,605,688	3,605,688
104510	500201		Salaries-Part Time	89,367	84,577	85,377	74,048	82,000	84,577	84,577	84,577
104510	500207		Salaries - Overtime Pay	50,518	81,189	82,165	41,047	60,000	82,481	82,481	82,481
104510	500208		Salaries-On Call Pay	12,325	10,000	11,820	9,561	9,975	10,159	10,159	10,159
104510	500300		FICA	263,038	283,415	290,175	253,939	276,475	289,396	289,396	289,396
104510	500400		Retirement	298,417	349,367	358,856	328,391	357,701	401,605	401,605	401,605
104510	500401		Supplemental Retirement	2,835	3,000	3,000	1,749	1,750	3,000	3,000	3,000

GENERAL FUND

<u>Org</u>	<u>Object</u>	<u>Project</u>	<u>Description</u>	<u>2019 Actual</u>	<u>2020 Orig Budg</u>	<u>2020 Rev Budg</u>	<u>2020 YTD Actual</u>	<u>2020 Projected</u>	<u>2021 Requested</u>	<u>2021 Managers</u>	<u>2021 Adopted</u>
104510	500500		Health Insurance	1,019,242	1,047,775	1,047,775	981,926	1,047,775	1,051,926	1,051,926	1,051,926
104510	500600		401K	163,181	167,865	174,549	160,365	173,800	173,780	173,780	173,780
104510	500700		Retiree Health Insurance	6,051	6,177	6,177	6,177	6,177	6,290	6,290	6,290
104510	500705		Retiree Health Pre-65	239,735	264,051	264,051	264,051	264,051	294,122	294,122	294,122
104510	510700		Contracted Services	21,072	27,400	27,400	19,725	26,500	27,400	27,400	27,400
104510	510900		Professional Services	28,342	19,245	19,245	17,025	19,000	19,245	19,245	19,245
104510	511100		Telephone & Postage	73,401	75,500	75,500	70,117	74,000	75,500	75,500	75,500
104510	511300		Utilities	5,312	7,500	7,500	3,717	5,000	7,500	7,500	7,500
104510	511501		Maint & Repair-Equipment	19,063	25,000	25,000	22,743	23,000	25,000	25,000	25,000
104510	511503		Maint & Repair-Vehicles	79,707	79,000	91,000	84,260	84,000	85,000	85,000	85,000
104510	512102		Copier Program	3,683	3,700	3,700	2,516	2,500	3,700	3,700	3,700
104510	512103		Leases-PC's	30,352	30,355	30,355	24,939	24,939	40,000	40,000	40,000
104510	513100		Fuel	182,009	210,000	188,000	149,133	160,000	215,000	210,000	210,000
104510	513300		Supplies	43,857	47,500	47,500	34,983	45,000	47,500	47,500	47,500
104510	513325	00030	Misc Equipment-GHSP Grant	1,877	3,300	3,300	2,654	3,300	3,300	3,300	3,300
104510	513325	00037	Misc Equip-GHSP PT-20-06-09	0	0	2,800	0	2,800	0	0	0
104510	513325	00068	GCC-Equipment Grant	0	0	24,280	23,540	23,540	0	0	0
104510	513500		Software	76,710	121,594	121,594	97,547	121,000	120,981	120,981	120,981
104510	513600		Uniforms	39,650	41,500	51,500	45,600	45,672	41,500	41,500	41,500
104510	516100		Shop Overhead	177,453	192,998	192,998	192,998	192,998	159,537	153,234	153,234
104510	525000		Training	22,035	29,600	29,600	27,784	29,000	29,600	29,600	29,600
104510	525100		Travel	7,747	9,000	9,000	7,363	8,250	9,000	9,000	9,000
104510	525100	00030	Travel	1,871	4,700	4,700	894	2,000	4,700	4,700	4,700
104510	525100	00037	Travel-GHSP PT-20-06-09	0	0	5,200	0	5,200	0	0	0
104510	525400		Insurance & Bonds	247,491	217,807	217,807	217,807	217,807	172,815	172,741	172,741
104510	525602		Legal Advertising	0	850	850	0	250	850	0	0
104510	525700		Miscellaneous	3,416	4,000	4,000	3,522	3,750	4,000	4,000	4,000
104510	525702		Canine Care	8,609	9,000	9,000	4,507	8,500	10,000	10,000	10,000
104510	525705		Investigation Funds	14,695	14,695	14,695	14,695	14,695	14,695	14,695	14,695
104510	537400	00030	Capital Outlay-GHSP Grant	10,810	12,000	12,000	10,830	12,000	12,000	12,000	12,000
104510	537400	00037	Cap Outlay-GSHP PT-20-06-09	0	0	37,000	24,000	37,000	0	0	0
104510	551000	00039	Sheriff Fund-Fed Forfeitures	21,457	12,350	12,350	11,719	12,350	12,350	12,350	12,350
104510	551000	00059	Sheriff Fund	4,660	16,750	16,750	13,575	16,750	16,750	16,750	16,750
104510	595500		Transfer to LEO Spec Sep Allow	176,000	176,000	197,600	197,600	197,600	210,000	210,000	210,000
104510	888001		Increase Deputy Hiring Rate	0	0	0	0	0	43,334	0	0
104510	888010		143 Hour Schedule Adjustment	0	0	0	0	0	208,152	208,152	208,152
Total				6,905,601	7,217,739	7,476,414	6,792,267	7,338,105	7,622,433	7,566,872	7,566,872

GENERAL FUND

<u>Org</u>	<u>Object</u>	<u>Project</u>	<u>Description</u>	<u>2019 Actual</u>	<u>2020 Orig Budg</u>	<u>2020 Rev Budg</u>	<u>2020 YTD Actual</u>	<u>2020 Projected</u>	<u>2021 Requested</u>	<u>2021 Managers</u>	<u>2021 Adopted</u>
Detention Center											
104520	500200		Salaries	1,982,663	1,994,680	2,023,664	1,775,932	1,938,815	2,021,087	2,021,087	2,021,087
104520	500201		Salaries-Part Time	10,250	30,000	30,000	9,635	14,000	30,000	30,000	30,000
104520	500207		Salaries - Overtime Pay	0	0	0	357	500	0	0	0
104520	500208		Salaries-On Call Pay	0	0	0	294	450	0	0	0
104520	500300		FICA	143,959	154,886	157,103	128,631	140,500	156,902	156,902	156,902
104520	500400		Retirement	156,040	179,922	182,537	160,481	175,250	206,557	206,557	206,557
104520	500500		Health Insurance	639,755	691,594	691,594	635,445	691,594	729,792	729,792	729,792
104520	500700		Retiree Health Insurance	3,540	3,485	3,485	3,485	3,485	3,532	3,532	3,532
104520	500705		Retiree Health Pre-65	108,076	136,296	136,296	136,296	136,296	123,338	123,338	123,338
104520	510700		Contracted Services	49,092	49,992	49,992	47,122	49,900	49,992	49,992	49,992
104520	510720		Food Services	211,254	238,000	238,000	204,832	235,000	238,000	238,000	238,000
104520	510900		Professional Services	279,959	320,000	310,500	189,067	290,000	320,000	320,000	320,000
104520	511100		Telephone & Postage	4,916	6,000	6,000	4,474	6,500	6,000	6,000	6,000
104520	511300		Utilities	139,595	135,000	135,000	134,632	150,000	160,000	160,000	160,000
104520	511501		Maint & Repair-Equipment	110,371	112,500	112,500	93,049	105,000	125,000	62,500	62,500
104520	511502		Maint & Repair-Building	14,237	14,000	14,000	12,807	13,000	14,000	14,000	14,000
104520	511503		Maint & Repair-Vehicles	3,616	3,750	3,750	4,485	4,485	3,750	3,750	3,750
104520	512102		Copier Program	3,732	5,750	5,750	4,578	4,500	5,750	5,750	5,750
104520	512103		Leases-PC's	4,095	4,500	4,500	2,947	2,947	0	0	0
104520	513100		Fuel	8,615	8,500	8,500	5,113	6,500	8,500	8,500	8,500
104520	513300		Supplies	64,841	65,000	77,000	69,629	67,500	75,000	75,000	75,000
104520	513303		Supplies-Medical	1,993	2,000	2,000	1,772	2,250	2,000	2,000	2,000
104520	513600		Uniforms	20,199	20,000	20,000	11,275	15,000	20,000	20,000	20,000
104520	514600		Laundry & Dry Cleaning	5,820	6,500	6,500	6,561	6,561	6,500	6,500	6,500
104520	514800		Commissary Purchases	71,248	95,000	95,000	70,603	95,000	95,000	95,000	95,000
104520	516100		Shop Overhead	17,540	14,183	14,183	14,183	14,183	11,582	11,124	11,124
104520	525000		Training	10,200	10,000	10,000	5,219	5,000	10,000	10,000	10,000
104520	525100		Travel	153	850	850	161	250	850	850	850
104520	525400		Insurance & Bonds	150,964	156,693	156,693	156,693	156,693	158,356	158,288	158,288
104520	525700		Miscellaneous	1,111	1,275	1,275	1,236	1,250	1,275	1,275	1,275
Total				4,217,835	4,460,356	4,496,672	3,890,992	4,332,409	4,582,763	4,519,737	4,519,737
Communications											
104526	500200		Salaries	1,032,795	1,041,460	1,060,683	951,433	1,038,000	1,041,742	1,041,742	1,041,742
104526	500207		Salaries - Overtime Pay	124,344	132,277	133,865	99,873	115,000	134,380	134,380	134,380
104526	500300		FICA	82,459	89,792	91,384	74,053	81,000	89,972	89,972	89,972
104526	500400		Retirement	90,553	105,868	107,746	94,897	104,000	120,204	120,204	120,204

GENERAL FUND

<u>Org</u>	<u>Object</u>	<u>Project</u>	<u>Description</u>	2019 <u>Actual</u>	2020 <u>Orig Budg</u>	2020 <u>Rev Budg</u>	2020 <u>YTD Actual</u>	2020 <u>Projected</u>	2021 <u>Requested</u>	2021 <u>Managers</u>	2021 <u>Adopted</u>
104526	500500		Health Insurance	359,059	364,555	364,555	363,914	364,555	392,745	392,745	392,745
104526	500700		Retiree Health Insurance	1,829	1,820	1,820	1,820	1,820	1,820	1,820	1,820
104526	500705		Retiree Health Pre-65	70,505	70,505	70,505	70,505	70,505	101,545	101,545	101,545
104526	510703		Monthly T1 Line	15,393	30,020	30,020	13,865	16,000	30,020	30,020	30,020
104526	510725		ECS Motorola (SUA II)	280,431	283,717	283,717	283,717	283,717	288,761	288,761	288,761
104526	511100		Telephone & Postage	4,075	5,124	5,124	3,983	4,500	5,124	5,124	5,124
104526	511105		Emergency Services Network	6,300	6,300	6,300	6,300	6,300	6,300	6,300	6,300
104526	511300		Utilities	5,932	7,500	7,500	5,313	6,400	7,500	7,500	7,500
104526	511501		Maint & Repair-Equipment	25,683	50,000	50,000	14,054	30,000	50,000	50,000	50,000
104526	511517		Maint & Repair-800 Mhz (SMA)	388,290	407,704	407,704	407,704	407,704	421,724	421,724	421,724
104526	512102		Copier Program	0	900	900	0	0	900	0	0
104526	512103		Leases-PC's	455	500	500	327	328	0	0	0
104526	512109		Leases-Tower Space	33,886	36,435	36,435	35,580	36,435	38,257	38,257	38,257
104526	513100		Fuel	0	400	400	0	0	400	150	150
104526	513300		Supplies	4,594	7,650	7,650	4,193	7,000	7,650	7,650	7,650
104526	525000		Training	739	4,000	4,000	3,557	3,558	4,000	4,000	4,000
104526	525100		Travel	370	3,200	3,200	913	1,000	3,200	3,200	3,200
104526	525200		Dues & Subscriptions	142	230	230	120	125	230	230	230
104526	525400		Insurance & Bonds	36,115	42,390	42,390	42,390	42,390	41,787	41,769	41,769
104526	525700		Miscellaneous	1,257	3,600	3,600	1,018	2,000	3,600	3,600	3,600
104526	888001		New Position-Telecomm I	0	0	0	0	0	58,268	0	0
Total				2,565,207	2,695,947	2,720,228	2,479,529	2,622,337	2,850,129	2,790,693	2,790,693
Courts											
104529	500200		Salaries	68,218	68,865	70,367	62,639	69,695	66,356	66,356	66,356
104529	500202		Salaries-Jury Commission	0	364	364	750	750	0	0	0
104529	500300		FICA	5,084	5,296	5,411	4,463	4,900	5,076	5,076	5,076
104529	500400		Retirement	5,375	6,212	6,348	5,663	6,270	6,781	6,781	6,781
104529	500500		Health Insurance	21,280	21,280	21,280	25,583	21,280	30,800	30,800	30,800
104529	500700		Retiree Health Insurance	119	120	120	120	120	116	116	116
104529	510700		Contracted Services	126,159	116,000	116,000	101,289	115,000	116,000	116,000	116,000
104529	511100		Telephone & Postage	3,287	10,000	10,000	3,023	4,000	10,000	10,000	10,000
104529	511300		Utilities	215,802	200,000	200,000	198,182	215,000	200,000	200,000	200,000
104529	511501		Maint & Repair-Equipment	14,203	27,500	27,500	22,709	22,709	27,500	27,500	27,500
104529	511502		Maint & Repair-Building	0	33,667	43,667	38,688	43,000	99,777	99,777	99,777
104529	513300		Supplies	29,155	10,000	10,000	10,295	10,016	10,000	10,000	10,000
104529	525400		Insurance & Bonds	64,064	77,014	77,014	77,014	77,014	85,560	85,523	85,523
Total				552,746	576,318	588,071	550,416	589,754	657,966	657,929	657,929

GENERAL FUND

<u>Org</u>	<u>Object</u>	<u>Project</u>	<u>Description</u>	<u>2019 Actual</u>	<u>2020 Orig Budg</u>	<u>2020 Rev Budg</u>	<u>2020 YTD Actual</u>	<u>2020 Projected</u>	<u>2021 Requested</u>	<u>2021 Managers</u>	<u>2021 Adopted</u>
Emergency Medical Services											
104531	500200		Salaries	5,391,442	5,322,320	5,424,120	5,157,311	5,619,100	5,406,944	5,406,944	5,406,944
104531	500201		Salaries-Part Time	65,426	99,840	99,840	67,065	80,000	99,840	99,840	99,840
104531	500207		Salaries - Overtime Pay	2,182,364	3,097,036	3,134,200	2,100,535	2,310,000	3,146,267	3,146,267	3,146,267
104531	500300		FICA	562,740	651,717	662,348	540,414	591,000	661,968	661,968	661,968
104531	500400		Retirement	593,615	759,412	771,946	655,083	715,000	874,153	874,153	874,153
104531	500500		Health Insurance	1,403,051	1,486,178	1,486,178	1,371,790	1,486,178	1,518,699	1,518,699	1,518,699
104531	500700		Retiree Health Insurance	9,175	9,097	9,097	9,097	9,097	9,473	9,473	9,473
104531	500705		Retiree Health Pre-65	457,170	433,905	433,905	433,905	433,905	414,956	414,956	414,956
104531	510400		Avon Clinic (OBPS LLC)	50,000	50,000	50,000	50,000	50,000	50,000	50,000	50,000
104531	510713		NCACC EMS Medicaid cost fee	18,196	15,000	15,000	0	17,500	15,000	15,000	15,000
104531	510714		EMS Billing/Collection Service	212,104	230,000	230,000	218,516	220,000	191,777	191,777	191,777
104531	510800		Technical Support	17,348	42,000	42,000	21,189	40,000	42,000	42,000	42,000
104531	510900		Professional Services	43,218	62,500	73,500	69,055	70,000	62,500	62,500	62,500
104531	511100		Telephone & Postage	18,931	21,100	21,100	17,776	19,000	21,100	21,100	21,100
104531	511150		Mobile Data Service	0	0	0	0	0	40,500	0	0
104531	511300		Utilities	52,207	48,000	48,000	42,544	50,000	48,000	48,000	48,000
104531	511501		Maint & Repair-Equipment	23,448	65,000	67,956	48,903	60,000	70,000	65,000	65,000
104531	511503		Maint & Repair-Vehicles	44,741	55,000	55,000	54,289	60,000	64,000	55,000	55,000
104531	512101		Leases-Real Property	101	101	101	101	101	101	101	101
104531	512102		Copier Program	4,822	6,643	6,643	7,295	6,700	6,643	6,643	6,643
104531	512103		Leases-PC's	2,632	3,000	3,000	1,965	1,965	1,050	1,050	1,050
104531	513100		Fuel	144,097	130,000	130,000	109,427	124,000	144,000	130,000	130,000
104531	513300		Supplies	33,120	50,000	55,046	33,052	50,000	55,000	50,000	50,000
104531	513303		Supplies-Medical	156,663	180,000	185,331	112,571	175,000	198,000	180,000	180,000
104531	513325		Miscellaneous Equipment	564	600	600	0	500	600	600	600
104531	513500		Software	0	540	540	0	540	1,250	540	540
104531	513600		Uniforms	87,076	93,115	103,841	45,309	90,000	96,000	93,115	93,115
104531	515800		OSHA/ADA	27,585	39,823	43,254	14,367	35,000	39,823	39,823	39,823
104531	516100		Shop Overhead	93,790	119,261	119,261	119,261	119,261	123,241	118,372	118,372
104531	525000		Training	51,110	49,390	50,733	22,769	25,000	54,500	49,390	49,390
104531	525100		Travel	26,174	36,000	36,000	24,155	25,000	44,000	36,000	36,000
104531	525400		Insurance & Bonds	446,675	522,820	522,820	522,820	522,820	479,993	479,788	479,788
104531	525700		Miscellaneous	3,589	4,000	4,000	336	2,000	4,000	4,000	4,000
104531	888010		Staffing Plan	0	0	0	0	0	1,627,430	0	0
Total				12,223,176	13,683,398	13,885,361	11,870,898	13,008,667	15,612,808	13,872,099	13,872,099

Emergency Medical Helicopter

GENERAL FUND

<u>Org</u>	<u>Object</u>	<u>Project</u>	<u>Description</u>	<u>2019 Actual</u>	<u>2020 Orig Budg</u>	<u>2020 Rev Budg</u>	<u>2020 YTD Actual</u>	<u>2020 Projected</u>	<u>2021 Requested</u>	<u>2021 Managers</u>	<u>2021 Adopted</u>
104535	500200		Salaries	637,188	653,035	663,156	586,165	635,000	630,323	630,323	630,323
104535	500201		Salaries-Part Time	0	20,000	20,000	12,180	17,500	20,000	20,000	20,000
104535	500207		Salaries - Overtime Pay	135,392	152,273	154,100	112,818	150,000	154,693	154,693	154,693
104535	500208		Salaries-On Call Pay	12,276	10,000	10,120	15,432	15,000	17,603	17,603	17,603
104535	500300		FICA	56,905	63,900	64,823	53,847	28,500	62,930	62,930	62,930
104535	500400		Retirement	61,767	73,540	74,628	64,496	70,000	82,028	82,028	82,028
104535	500500		Health Insurance	105,363	105,363	105,363	82,245	105,363	78,584	78,584	78,584
104535	500700		Retiree Health Insurance	1,047	1,141	1,141	1,141	1,141	1,103	1,103	1,103
104535	500705		Retiree Health Pre-65	26,362	17,162	17,162	17,162	17,162	17,990	17,990	17,990
104535	510700		Contracted Services	2,485	7,150	10,450	964	5,000	7,150	7,150	7,150
104535	510800		Technical Support	0	1,650	1,650	0	1,650	1,650	1,650	1,650
104535	510900		Professional Services	473	1,170	1,170	604	1,000	1,170	1,170	1,170
104535	511100		Telephone & Postage	840	3,000	3,000	765	1,500	3,000	3,000	3,000
104535	511300		Utilities	6,967	6,000	6,000	5,103	7,000	6,000	6,000	6,000
104535	511501		Maint & Repair-Equipment	4,539	6,000	6,000	1,770	5,000	7,000	6,000	6,000
104535	511503		Maint & Repair-Vehicles	838	1,500	1,500	326	1,000	1,500	1,500	1,500
104535	511504		Maint & Repair-Helicopter	186,955	208,500	216,388	101,242	215,000	212,670	208,500	208,500
104535	512102		Copier Program	73	800	800	203	200	800	800	800
104535	513100		Fuel	2,210	1,250	1,250	1,502	2,000	2,400	1,250	1,250
104535	513101		Fuel-Helo	101,954	105,000	105,000	66,672	85,000	125,000	105,000	105,000
104535	513300		Supplies	4,672	6,000	6,000	6,400	5,500	6,000	6,000	6,000
104535	513500		Software	2,989	3,000	3,000	1,800	2,990	3,000	3,000	3,000
104535	513600		Uniforms	2,369	3,900	3,900	2,200	3,000	3,900	3,900	3,900
104535	515800		OSHA/ADA	920	17,500	22,571	13,858	15,000	24,500	17,500	17,500
104535	516100		Shop Overhead	3,156	3,889	3,889	3,889	3,889	3,752	3,604	3,604
104535	525000		Training	0	12,000	17,788	17,788	17,788	12,000	12,000	12,000
104535	525100		Travel	3,072	14,125	12,181	12,181	14,000	14,125	14,125	14,125
104535	525400		Insurance & Bonds	149,219	200,515	200,515	200,515	200,515	148,400	148,336	148,336
104535	525700		Miscellaneous	4,024	11,500	11,500	4,928	7,500	11,500	11,500	11,500
104535	888010		Revise Salary Schedule	0	0	0	0	0	5,127	5,127	5,127
104535	888011		Stipends	0	0	0	0	0	22,396	22,396	22,396
Total				1,514,057	1,710,863	1,745,045	1,388,196	1,634,198	1,688,294	1,654,762	1,654,762

Emergency Management

104542	500200		Salaries	229,571	237,033	240,598	222,432	243,050	241,890	241,890	241,890
104542	500300		FICA	16,780	18,132	18,404	16,030	17,515	18,504	18,504	18,504
104542	500400		Retirement	18,058	21,380	21,702	20,088	21,950	24,721	24,721	24,721
104542	500500		Health Insurance	45,341	45,341	45,341	55,932	45,341	60,270	60,270	60,270

GENERAL FUND

<u>Org</u>	<u>Object</u>	<u>Project</u>	<u>Description</u>	<u>2019 Actual</u>	<u>2020 Orig Budg</u>	<u>2020 Rev Budg</u>	<u>2020 YTD Actual</u>	<u>2020 Projected</u>	<u>2021 Requested</u>	<u>2021 Managers</u>	<u>2021 Adopted</u>
104542	500700		Retiree Health Insurance	399	415	415	415	415	423	423	423
104542	510705		SaaS-HurrTrack/ANS	22,896	27,390	27,390	4,330	27,000	27,390	27,390	27,390
104542	511100		Telephone & Postage	6,750	7,500	7,500	6,217	7,000	9,540	7,500	7,500
104542	511300		Utilities	1,132	1,000	1,000	989	1,100	1,000	1,000	1,000
104542	511501		Maint & Repair-Equipment	2,790	6,000	6,000	1,458	4,000	6,000	4,000	4,000
104542	511503		Maint & Repair-Vehicles	2,358	2,000	4,400	4,366	4,500	4,500	4,500	4,500
104542	512102		Copier Program	4,022	3,000	3,000	1,065	1,500	3,000	3,000	3,000
104542	513100		Fuel	6,348	7,000	7,000	4,521	5,000	9,000	7,000	7,000
104542	513300		Supplies	7,320	9,150	9,150	3,865	7,500	11,000	9,150	9,150
104542	513300	00410	Supplies-LEPCs	0	2,000	2,000	0	2,000	2,000	2,000	2,000
104542	516100		Shop Overhead	3,523	10,904	10,904	10,904	10,904	26,100	25,069	25,069
104542	517000		Emergency Management Program	17,466	30,000	47,809	27,713	43,000	30,000	30,000	30,000
104542	517001		Hurricane Preparedness	3,269	35,000	35,000	11,286	34,500	20,000	0	0
104542	517002		Re-entry Permits	5,000	2,000	2,000	0	2,000	2,000	0	0
104542	519300		NC Forest Service	74,574	103,703	107,463	78,204	105,000	87,848	87,848	87,848
104542	525000		Training	1,009	2,500	2,500	471	500	2,500	2,500	2,500
104542	525100		Travel	2,547	3,750	3,750	1,631	1,750	3,750	2,000	2,000
104542	525400		Insurance & Bonds	36,513	36,177	36,177	36,177	36,177	33,357	33,342	33,342
104542	525709		Beach Safety Campaign	0	7,500	7,500	168	5,000	7,500	0	0
104542	525800	00406	HSGP Active Assailant Exercise	0	0	10,000	0	0	10,000	10,000	10,000
104542	537400	00412	Cap Outlay-Response Trailer	0	0	27,500	27,500	27,500	0	0	0
104542	537400	00413	Capital Outlay-Dock Lift Unit	0	0	39,000	39,000	39,000	0	0	0
104542	560058		Manns Harbor Vol Fire Dept	0	13,050	26,100	26,100	26,100	13,050	13,050	13,050
104542	888001		New Position-Fire Inspector	0	0	0	0	0	68,908	0	0
Total				507,666	631,925	749,603	600,862	719,302	724,251	615,157	615,157

RECC & EOC Facility

104543	510700		Contracted Services	69,171	81,755	104,450	98,562	104,000	81,755	81,755	81,755
104543	511100		Telephone & Postage	33,957	25,000	25,000	21,176	35,000	40,000	30,000	30,000
104543	511300		Utilities	55,675	61,000	61,000	45,550	55,000	61,000	61,000	61,000
104543	511501		Maint & Repair-Equipment	942	10,000	10,000	893	5,000	10,000	10,000	10,000
104543	511502		Maint & Repair-Building	0	5,000	5,000	474	2,000	5,000	5,000	5,000
104543	512103		Leases-PC's	12,323	12,325	12,325	12,323	12,323	12,325	12,325	12,325
104543	513100		Fuel	4,454	6,000	6,000	0	4,500	6,000	6,000	6,000
104543	513300		Supplies	3,010	2,500	2,500	886	2,000	2,500	2,500	2,500
104543	525700		Miscellaneous	1,983	2,000	3,983	817	2,500	2,000	2,000	2,000
Total				181,516	205,580	230,258	180,682	222,323	220,580	210,580	210,580

Animal Shelter

GENERAL FUND

<u>Org</u>	<u>Object</u>	<u>Project</u>	<u>Description</u>	<u>2019 Actual</u>	<u>2020 Orig Budg</u>	<u>2020 Rev Budg</u>	<u>2020 YTD Actual</u>	<u>2020 Projected</u>	<u>2021 Requested</u>	<u>2021 Managers</u>	<u>2021 Adopted</u>
104550	511100		Telephone	461	650	650	446	525	650	650	650
104550	511300		Utilities	199	4,175	4,175	417	750	4,175	4,175	4,175
104550	511502		Maint & Repair-Building	0	1,500	1,500	0	1,000	1,500	1,500	1,500
104550	511503		Maint & Repair-Vehicles	1,730	3,000	3,000	1,727	2,250	3,000	3,000	3,000
104550	516100		Shop Overhead	5,504	8,235	8,235	8,235	8,235	8,890	8,539	8,539
104550	525400		Insurance & Bonds	1,848	2,297	2,297	2,297	2,297	2,943	2,942	2,942
104550	559003		Allotment-Dare SPCA	384,293	390,000	390,000	390,000	390,000	430,000	390,000	390,000
Total				394,035	409,857	409,857	403,123	405,057	451,158	410,806	410,806
Planning											
104560	500200		Salaries	510,094	525,010	538,687	489,237	525,010	539,148	539,148	539,148
104560	500202		Salaries-Board Members	9,250	13,055	13,055	9,400	13,055	13,055	13,055	13,055
104560	500300		FICA	38,121	41,150	42,196	36,731	41,150	42,244	42,244	42,244
104560	500400		Retirement	40,210	47,461	48,694	44,244	47,461	55,102	55,102	55,102
104560	500500		Health Insurance	137,067	134,778	134,778	133,008	134,778	141,288	141,288	141,288
104560	500700		Retiree Health Insurance	911	919	919	919	919	942	942	942
104560	500705		Retiree Health Pre-65	43,524	61,305	61,305	61,305	61,305	46,275	46,275	46,275
104560	510700		Contracted Services	5,515	58,500	58,500	5,992	8,000	83,500	8,500	8,500
104560	510802		Tyler SaaS Fees	0	23,100	28,600	28,600	28,600	23,795	23,795	23,795
104560	511100		Telephone & Postage	4,114	7,500	7,500	5,077	7,000	10,000	7,500	7,500
104560	511503		Maint & Repair-Vehicles	1,342	3,500	3,500	1,193	2,500	3,500	3,500	3,500
104560	512102		Copier Program	2,751	3,500	3,500	3,145	3,250	3,500	3,500	3,500
104560	513100		Fuel	5,540	7,000	7,000	4,127	5,000	7,000	6,500	6,500
104560	513300		Supplies	4,782	6,000	6,000	3,040	5,000	6,000	6,000	6,000
104560	513307		Building Code Books	0	250	250	0	0	250	250	250
104560	516100		Shop Overhead	10,421	15,403	15,403	15,403	15,403	12,887	12,378	12,378
104560	525100		Travel	6,883	13,500	13,500	5,924	7,500	13,500	13,500	13,500
104560	525400		Insurance & Bonds	22,265	19,371	19,371	19,371	19,371	18,159	18,151	18,151
104560	525600		Advertising & Promotion	3,056	3,500	3,500	1,236	3,000	3,500	3,500	3,500
104560	525700		Miscellaneous	220	225	225	225	225	225	225	225
104560	537401		Permit System	64,276	0	4,777	0	4,777	0	0	0
Total				910,343	985,027	1,011,260	868,176	933,304	1,023,870	945,353	945,353
Grants & Waterways											
104570	500200		Salaries	13,826	65,000	65,000	52,682	65,000	65,248	65,248	65,248
104570	500202		Salaries-Board Members	3,050	4,175	4,175	2,875	4,175	4,175	4,175	4,175
104570	500300		FICA	1,188	5,289	5,289	4,252	5,289	5,310	5,310	5,310
104570	500400		Retirement	1,088	5,865	5,865	4,753	5,865	6,668	6,668	6,668
104570	500500		Health Insurance	2,889	18,741	18,741	8,221	18,741	11,154	11,154	11,154

GENERAL FUND

<u>Org</u>	<u>Object</u>	<u>Project</u>	<u>Description</u>	<u>2019 Actual</u>	<u>2020 Orig Budg</u>	<u>2020 Rev Budg</u>	<u>2020 YTD Actual</u>	<u>2020 Projected</u>	<u>2021 Requested</u>	<u>2021 Managers</u>	<u>2021 Adopted</u>
104570	500700		Retiree Health Insurance	53	115	115	115	115	114	114	114
104570	510900		Professional Services	0	5,000	5,000	0	5,000	5,000	5,000	5,000
104570	511100		Telephone & Postage	544	1,064	1,064	635	1,000	1,064	1,064	1,064
104570	511503		Maint & Repair-Vehicles	35	250	250	18	200	250	250	250
104570	513100		Fuel	554	750	750	184	500	750	750	750
104570	513300		Supplies	129	1,350	1,350	213	750	1,350	1,350	1,350
104570	525100		Travel	62	2,500	2,500	0	1,500	2,500	2,000	2,000
104570	525200		Dues & Subscriptions	0	850	850	0	500	850	0	0
104570	525400		Insurance & Bonds	1,670	1,488	1,488	1,488	1,488	1,129	1,128	1,128
104570	525700		Miscellaneous	42	500	500	0	250	500	0	0
104570	537400	00416	Generator-Baum Center	0	0	0	0	0	100,000	0	0
104570	537400	00417	Generator-Frisco Admin Bldg	0	0	0	0	0	100,000	0	0
104570	559900		Dredging - Local Cost	0	50,000	71,979	0	71,979	75,000	50,000	50,000
Total				25,129	162,937	184,916	75,435	182,352	381,062	154,211	154,211

Cooperative Extension Service

104575	510900		Professional Services	499	500	500	228	500	500	500	500
104575	510912		Personnel Services	159,758	182,992	182,992	147,022	182,000	182,992	182,992	182,992
104575	511100		Telephone & Postage	4,879	4,500	3,137	1,943	4,000	4,500	4,500	4,500
104575	511300		Utilities	6,007	5,000	6,300	4,967	5,500	5,000	5,000	5,000
104575	511501		Maint & Repair-Equip/Vehicles	468	750	750	439	750	750	750	750
104575	512102		Copier Program	453	1,000	1,000	194	500	1,000	1,000	1,000
104575	512103		Leases-PC's	2,808	2,811	2,811	2,415	2,811	2,811	2,811	2,811
104575	513100		Fuel	0	250	250	32	200	250	250	250
104575	513300		Supplies	3,938	4,050	4,050	3,332	4,050	4,050	4,050	4,050
104575	516100		Shop Overhead	4,697	4,346	4,346	4,346	4,346	0	0	0
104575	525000		Training	677	225	288	222	250	225	225	225
104575	525001		Registration Costs	1,564	795	795	539	795	795	795	795
104575	525101		4-H Travel	1,049	850	850	0	0	850	850	850
104575	525200		Dues & Subscriptions	597	650	650	470	650	650	650	650
104575	525400		Insurance & Bonds	11,506	10,899	10,899	10,899	10,899	9,839	9,835	9,835
104575	525700		Miscellaneous	332	425	425	112	250	425	425	425
Total				199,231	220,043	220,043	177,161	217,501	214,637	214,633	214,633

Health

104600	500200		Salaries-clearing	0	0	0	159,493	4,523,947	0	0	0
104600	500200	41100	Salaries-General Hlth	156,268	134,446	234,976	113,497	0	146,315	146,315	146,315
104600	500200	41200	Salaries-Adult Hlth	159,340	176,857	179,285	147,540	0	146,936	146,936	146,936
104600	500200	45100	Salaries-Comm Disease	185,841	196,524	196,524	169,730	0	208,239	208,239	208,239

GENERAL FUND

<u>Org</u>	<u>Object</u>	<u>Project</u>	<u>Description</u>	<u>2019 Actual</u>	<u>2020 Orig Budg</u>	<u>2020 Rev Budg</u>	<u>2020 YTD Actual</u>	<u>2020 Projected</u>	<u>2021 Requested</u>	<u>2021 Managers</u>	<u>2021 Adopted</u>
104600	500200	45120	Salaries-COVID-19	0	0	21,834	131,274	0	212,587	212,587	212,587
104600	500200	45140	Salaries-Prep & Response	25,765	31,875	31,875	16,593	0	26,006	26,006	26,006
104600	500200	45150	Salaries-CPR	8,396	10,486	10,486	5,245	0	9,798	9,798	9,798
104600	500200	47510	Salaries-Env Hlth	254,137	260,282	260,282	232,136	0	305,687	305,687	305,687
104600	500200	47520	Salaries-Food & Lodging	214,968	211,947	211,947	148,606	0	152,338	152,338	152,338
104600	500200	51010	Salaries-Maternal Hlth	229,937	265,316	265,316	194,026	0	274,644	287,644	287,644
104600	500200	51015	Salaries-CCNC-OB Care Mgmt	58,341	61,693	61,693	48,256	0	49,658	49,658	49,658
104600	500200	51020	Salaries-CCPEC	58,398	61,243	61,243	5,327	0	0	0	0
104600	500200	51021	Salaries-Mammo/Ultra	0	0	0	342	0	356	356	356
104600	500200	51024	Salaries-Community Hlth	28,308	54,826	111,886	102,854	0	145,064	145,064	145,064
104600	500200	51510	Salaries-Family Plan	270,298	293,029	293,029	245,478	0	278,346	278,346	278,346
104600	500200	53000	Salaries-Peer Power	95,168	97,983	97,983	85,375	0	98,788	98,788	98,788
104600	500200	53180	Salaries-Care Coord	54,303	60,700	60,700	54,854	0	65,693	65,693	65,693
104600	500200	53510	Salaries-Child Hlth	101,203	121,187	121,187	98,621	0	117,494	117,494	117,494
104600	500200	53511	Salaries-Access East-HC	30,143	30,812	30,812	19,090	0	0	0	0
104600	500200	53513	Salaries-School Hlth	536,196	545,175	545,175	433,952	0	481,031	481,031	481,031
104600	500200	54030	Salaries-WIC Client Svcs	92,772	100,041	100,041	89,803	0	100,410	100,410	100,410
104600	500200	54040	Salaries-WIC Nutrition Ed	30,100	33,331	33,331	25,557	0	31,346	31,346	31,346
104600	500200	54050	Salaries-WIC General Admin	12,925	13,169	13,169	8,849	0	13,242	13,242	13,242
104600	500200	54090	Salaries-WIC Breastfeeding	18,173	23,376	23,376	23,169	0	30,791	30,791	30,791
104600	500200	54131	Salaries-SMST Baby Link	68,821	70,656	70,656	58,796	0	66,515	66,515	66,515
104600	500200	54520	Salaries-Breast/Cervical Cance	31,821	31,975	31,975	31,369	0	31,438	31,438	31,438
104600	500200	55030	Salaries-Healthy Communities	34,251	40,721	40,721	44,118	0	48,729	48,729	48,729
104600	500200	55520	Salaries-Diabetes	85,206	84,713	84,713	72,652	0	87,427	87,427	87,427
104600	500200	55710	Salaries-Home Hlth	777,772	908,379	913,953	775,868	0	934,226	934,226	934,226
104600	500200	55711	Salaries-Hospice	331,294	389,022	390,222	314,022	0	353,765	353,765	353,765
104600	500200	55713	Salaries-Hospice Donations	36,627	34,480	34,480	27,563	0	34,434	34,434	34,434
104600	500200	56001	Salaries-Sub Abuse	112,266	143,553	143,553	86,309	0	106,578	106,578	106,578
104600	500200	56004	Salaries-Opioid	34,159	13,173	19,665	15,755	0	0	0	0
104600	500200	56006	Salaries	0	0	0	4,795	0	0	0	0
104600	500200	56007	Salaries-CLC	0	0	29,648	36,176	0	73,259	73,259	73,259
104600	500201		Salaries-Part Time-clearing	0	0	0	7,542	0	0	0	0
104600	500208		Salaries-On Call Pay	0	0	0	1,047	0	0	0	0
104600	500300		FICA-clearing	0	0	0	12,246	325,750	0	0	0
104600	500300	41100	FICA-General Hlth	11,391	12,985	20,675	8,293	0	11,154	11,154	11,154
104600	500300	41200	FICA-Adult Hlth	11,612	13,220	13,406	10,782	0	14,318	14,318	14,318
104600	500300	45100	FICA-Comm Disease	13,544	14,720	14,720	12,406	0	16,484	16,484	16,484
104600	500300	45120	FICA-COVID-19	0	0	1,670	9,561	0	9,877	9,877	9,877

GENERAL FUND

<u>Org</u>	<u>Object</u>	<u>Project</u>	<u>Description</u>	<u>2019 Actual</u>	<u>2020 Orig Budg</u>	<u>2020 Rev Budg</u>	<u>2020 YTD Actual</u>	<u>2020 Projected</u>	<u>2021 Requested</u>	<u>2021 Managers</u>	<u>2021 Adopted</u>
104600	500300	45140	FICA-Prep & Response	1,877	2,113	2,113	1,214	0	1,315	1,315	1,315
104600	500300	45150	FICA-CPR	612	716	716	384	0	568	568	568
104600	500300	47510	FICA-Env Hlth	18,515	21,636	21,636	16,962	0	21,245	21,245	21,245
104600	500300	47520	FICA-Food & Lodging	15,661	17,650	17,650	10,867	0	13,607	13,607	13,607
104600	500300	51010	FICA-Maternal Hlth	16,750	19,728	19,728	14,187	0	17,682	18,226	18,226
104600	500300	51015	FICA-CCNC-OB Care Mgmt	4,253	4,907	4,907	3,526	0	4,548	4,548	4,548
104600	500300	51020	FICA-CCPEC	4,256	4,702	4,702	390	0	0	0	0
104600	500300	51021	FICA-Mammo/Ultra	0	0	0	25	0	355	355	355
104600	500300	51024	FICA-Community Hlth	2,063	2,283	6,648	7,514	0	8,278	8,278	8,278
104600	500300	51510	FICA-Family Plan	19,695	21,023	21,023	17,939	0	22,489	22,489	22,489
104600	500300	53000	FICA-Peer Power	6,920	7,632	7,632	6,238	0	7,887	7,887	7,887
104600	500300	53180	FICA-Care Coord	3,952	4,361	4,361	4,008	0	5,009	5,009	5,009
104600	500300	53510	FICA-Child Hlth	7,379	8,621	8,621	7,212	0	9,841	9,841	9,841
104600	500300	53511	FICA-Access East-HC	2,200	2,385	2,385	1,397	0	0	0	0
104600	500300	53513	FICA-School Hlth	39,076	43,852	43,852	31,727	0	43,130	43,130	43,130
104600	500300	54030	FICA-WIC Client Svcs	6,755	7,496	7,496	6,562	0	7,994	7,994	7,994
104600	500300	54040	FICA-WIC Nutrition Ed	2,194	2,555	2,555	1,868	0	2,345	2,345	2,345
104600	500300	54050	FICA-WIC General Admin	941	954	954	647	0	959	959	959
104600	500300	54090	FICA-WIC Breastfeeding	1,324	1,431	1,431	1,694	0	2,203	2,203	2,203
104600	500300	54131	FICA-SMST Baby Link	5,014	5,554	5,554	4,297	0	5,400	5,400	5,400
104600	500300	54520	FICA-Breast/Cervical Cancer	2,318	2,555	2,555	2,291	0	2,700	2,700	2,700
104600	500300	55030	FICA-Healthy Communities	2,497	2,419	2,419	3,225	0	4,157	4,157	4,157
104600	500300	55520	FICA-Diabetes	6,209	6,883	6,883	5,313	0	6,963	6,963	6,963
104600	500300	55710	FICA-Home Hlth	56,685	62,967	63,393	56,707	0	73,471	73,471	73,471
104600	500300	55711	FICA-Hospice	24,143	27,156	27,248	22,948	0	27,818	27,818	27,818
104600	500300	55713	FICA-Hospice Donations	2,670	3,237	3,237	2,015	0	2,736	2,736	2,736
104600	500300	56001	FICA-Sub Abuse	8,204	12,675	12,675	6,310	0	8,456	8,456	8,456
104600	500300	56004	FICA-Opioid	2,495	2,317	2,814	1,174	0	0	0	0
104600	500300	56006	FICA	0	0	0	350	0	0	0	0
104600	500300	56007	FICA-CLC	0	0	2,268	2,648	0	1,741	1,741	1,741
104600	500400		Retirement-clearing	0	0	0	14,504	390,000	0	0	0
104600	500400	41100	Retirement-General Hlth	12,046	14,943	24,011	9,966	0	14,124	14,124	14,124
104600	500400	41200	Retirement-Adult Hlth	12,272	15,217	15,436	12,925	0	18,129	18,129	18,129
104600	500400	45100	Retirement-Comm Disease	14,321	16,943	16,943	14,860	0	20,873	20,873	20,873
104600	500400	45120	Retirement-COVID-19	0	0	1,969	11,275	0	12,506	12,506	12,506
104600	500400	45140	Retirement-Prep & Response	1,979	2,432	2,432	1,442	0	1,664	1,664	1,664
104600	500400	45150	Retirement-CPR	647	824	824	461	0	720	720	720
104600	500400	47510	Retirement-Env Hlth	19,587	24,904	24,904	20,279	0	26,901	26,901	26,901

GENERAL FUND

<u>Org</u>	<u>Object</u>	<u>Project</u>	<u>Description</u>	<u>2019 Actual</u>	<u>2020 Orig Budg</u>	<u>2020 Rev Budg</u>	<u>2020 YTD Actual</u>	<u>2020 Projected</u>	<u>2021 Requested</u>	<u>2021 Managers</u>	<u>2021 Adopted</u>
104600	500400	47520	Retirement-Food & Lodging	16,559	20,316	20,316	13,005	0	17,229	17,229	17,229
104600	500400	51010	Retirement-Maternal Hlth	17,742	22,708	22,708	16,975	0	21,748	23,077	23,077
104600	500400	51015	Retirement-CCNC-OB Care Mgmt	4,491	5,648	5,648	4,222	0	5,758	5,758	5,758
104600	500400	51020	Retirement-CCPEC	4,500	5,412	5,412	473	0	0	0	0
104600	500400	51021	Retirement-Mammo/Ultra	0	0	0	29	0	450	450	450
104600	500400	51024	Retirement-Community Hlth	2,181	2,628	2,628	8,909	0	10,482	10,482	10,482
104600	500400	51510	Retirement-Family Plan	20,837	24,199	24,199	21,451	0	28,476	28,476	28,476
104600	500400	53000	Retirement-Peer Power	7,314	8,785	8,785	7,460	0	9,987	9,987	9,987
104600	500400	53180	Retirement-Care Coord	4,183	5,020	5,020	4,794	0	6,343	6,343	6,343
104600	500400	53510	Retirement-Child Hlth	7,798	9,923	9,923	8,655	0	12,461	12,461	12,461
104600	500400	53511	Retirement-Access East-HC	2,324	2,745	2,745	1,685	0	0	0	0
104600	500400	53513	Retirement-School Hlth	41,311	50,476	50,476	38,013	0	54,612	54,612	54,612
104600	500400	54030	Retirement-WIC Client Svcs	7,145	8,628	8,628	7,843	0	10,122	10,122	10,122
104600	500400	54040	Retirement-WIC Nutrition Ed	2,316	2,942	2,942	2,235	0	2,969	2,969	2,969
104600	500400	54050	Retirement-WIC General Admin	1,000	1,098	1,098	777	0	1,215	1,215	1,215
104600	500400	54090	Retirement-WIC Breastfeeding	1,401	1,647	1,647	2,028	0	2,789	2,789	2,789
104600	500400	54131	Retirement-SMST Baby Link	5,303	6,393	6,393	5,140	0	6,838	6,838	6,838
104600	500400	54520	Retirement-Breast/Cervical Can	2,450	2,942	2,942	2,739	0	3,419	3,419	3,419
104600	500400	55030	Retirement-Healthy Communities	2,647	2,785	2,785	3,854	0	5,263	5,263	5,263
104600	500400	55520	Retirement-Diabetes	6,564	7,922	7,922	6,354	0	8,817	8,817	8,817
104600	500400	55710	Retirement-Home Hlth	59,935	72,479	72,479	67,862	0	93,029	93,029	93,029
104600	500400	55711	Retirement-Hospice	25,528	31,258	31,258	27,422	0	35,223	35,223	35,223
104600	500400	55713	Retirement-Hospice Donations	2,823	3,726	3,726	2,413	0	3,464	3,464	3,464
104600	500400	56001	Retirement-Sub Abuse	8,653	14,590	14,590	7,559	0	10,706	10,706	10,706
104600	500400	56004	Retirement-Opioid	2,639	2,667	3,253	1,402	0	0	0	0
104600	500400	56006	Retirement	0	0	0	418	0	0	0	0
104600	500400	56007	Retirement-CLC	0	0	2,674	3,119	0	2,204	2,204	2,204
104600	500500		Health Insurance-clearing	0	0	0	87,348	0	0	0	0
104600	500500	41100	Health Ins-General Hlth	45,928	43,853	43,853	30,185	43,853	37,620	37,620	37,620
104600	500500	41200	Health Ins-Adult Hlth	41,734	44,657	44,657	38,113	44,657	48,283	48,283	48,283
104600	500500	45100	Health Ins-Comm Disease	52,577	49,721	49,721	43,919	49,721	55,591	55,591	55,591
104600	500500	45120	Health Ins-COVID-19	0	0	5,181	35,100	5,181	33,307	33,307	33,307
104600	500500	45140	Health Ins-Prep & Response	9,595	7,136	7,136	4,212	7,136	4,433	4,433	4,433
104600	500500	45150	Health Ins-CPR	2,234	2,417	2,417	1,286	2,417	1,917	1,917	1,917
104600	500500	47510	Health Ins-Env Hlth	66,493	73,086	73,086	59,879	73,086	71,645	71,645	71,645
104600	500500	47520	Health Ins-Food & Lodging	56,320	59,619	59,619	38,465	59,619	45,887	45,887	45,887
104600	500500	51010	Health Ins-Maternal Hlth	59,541	66,640	66,640	50,099	66,640	61,462	61,462	61,462
104600	500500	51015	Health Ins-CCNC-OB Care Mgmt	15,364	16,574	16,574	12,540	16,574	15,335	15,335	15,335

GENERAL FUND

<u>Org</u>	<u>Object</u>	<u>Project</u>	<u>Description</u>	<u>2019 Actual</u>	<u>2020 Orig Budg</u>	<u>2020 Rev Budg</u>	<u>2020 YTD Actual</u>	<u>2020 Projected</u>	<u>2021 Requested</u>	<u>2021 Managers</u>	<u>2021 Adopted</u>
104600	500500	51020	Health Ins-CCPEC	15,234	15,883	15,883	1,907	15,883	0	0	0
104600	500500	51021	Health Ins-Mammo/Ultra	0	0	0	92	0	1,198	1,198	1,198
104600	500500	51024	Health Ins-Community Hlth	9,983	7,711	7,711	25,983	7,711	27,915	27,915	27,915
104600	500500	51510	Health Ins-Family Plan	73,850	71,014	71,014	63,771	71,014	75,839	75,839	75,839
104600	500500	53000	Health Ins-Peer Power	25,695	25,781	25,781	21,841	25,781	26,597	26,597	26,597
104600	500500	53180	Health Ins-Care Coord	14,091	14,732	14,732	14,226	14,732	16,893	16,893	16,893
104600	500500	53510	Health Ins-Child Hlth	25,891	29,119	29,119	25,105	29,119	33,187	33,187	33,187
104600	500500	53511	Health Ins-Access East-HC	7,857	8,057	8,057	4,906	8,057	0	0	0
104600	500500	53513	Health Ins-School Hlth	139,861	148,128	148,128	112,149	148,128	145,447	145,447	145,447
104600	500500	54030	Health Ins-WIC Client Svcs	24,433	25,321	25,321	23,341	25,321	26,957	26,957	26,957
104600	500500	54040	Health Ins-WIC Nutrition Ed	7,929	8,632	8,632	6,607	8,632	7,907	7,907	7,907
104600	500500	54050	Health Ins-WIC General Admin	3,386	3,223	3,223	2,328	3,223	3,235	3,235	3,235
104600	500500	54090	Health Ins-WIC Breastfeeding	4,699	4,834	4,834	5,797	4,834	7,428	7,428	7,428
104600	500500	54131	Health Ins-SMST Baby Link	17,994	18,761	18,761	15,291	18,761	18,211	18,211	18,211
104600	500500	54520	Health Ins-Breast/Cervical Can	8,619	8,632	8,632	8,172	8,632	9,105	9,105	9,105
104600	500500	55030	Health Ins-Healthy Communities	8,750	8,172	8,172	11,333	8,172	14,018	14,018	14,018
104600	500500	55520	Health Ins-Diabetes	22,364	23,249	23,249	18,859	23,249	23,482	23,482	23,482
104600	500500	55710	Health Ins-Home Hlth	202,235	212,696	212,696	200,866	212,696	247,764	247,764	247,764
104600	500500	55711	Health Ins-Hospice	86,056	91,731	91,731	81,020	91,731	93,810	93,810	93,810
104600	500500	55713	Health Ins-Hospice Donations	9,486	10,934	10,934	7,099	10,934	9,225	9,225	9,225
104600	500500	56001	Health Ins-Sub Abuse	29,728	42,816	42,816	22,043	42,816	28,514	28,514	28,514
104600	500500	56004	Health Insurance-Opioid	8,778	7,826	9,599	4,408	9,599	0	0	0
104600	500500	56006	Health Insurance	0	0	0	1,216	0	0	0	0
104600	500500	56007	Health Insurance-CLC	0	0	3,778	9,102	3,778	5,871	5,871	5,871
104600	500700		Retiree Health Insurance	40	0	0	0	0	0	0	0
104600	500700	41100	Retiree Hlth Ins-General Hlth	499	286	286	286	286	244	244	244
104600	500700	41200	Retiree Hlth Ins-Adult Hlth	319	292	292	292	292	314	314	314
104600	500700	45100	Retiree Hlth Ins-Comm Disease	412	326	326	326	326	362	362	362
104600	500700	45120	Retiree Hlth Ins-COVID-19	0	0	0	0	0	217	217	217
104600	500700	45140	Retiree Hlth Ins-Prep & Respon	114	47	47	47	47	29	29	29
104600	500700	45150	Retiree Hlth Ins-CPR	0	16	16	16	16	12	12	12
104600	500700	47510	Retiree Hlth Ins-Env Hlth	395	477	477	477	477	466	466	466
104600	500700	47520	Retiree Hlth Ins-Food & Lodgin	404	389	389	389	389	299	299	299
104600	500700	51010	Retiree Hlth Ins-Maternal Hlth	416	435	435	435	435	400	400	400
104600	500700	51015	Retiree Hlth Ins-CCNC-OB Care	78	108	108	108	108	100	100	100
104600	500700	51020	Retiree Hlth Ins-CCPEC	119	104	104	104	104	0	0	0
104600	500700	51021	Retiree Hlth Ins-Mammo/Ultra	2	0	0	0	0	8	8	8
104600	500700	51024	Retiree Hlth Ins-Community Hlt	76	50	50	50	50	182	182	182

GENERAL FUND

<u>Org</u>	<u>Object</u>	<u>Project</u>	<u>Description</u>	<u>2019 Actual</u>	<u>2020 Orig Budg</u>	<u>2020 Rev Budg</u>	<u>2020 YTD Actual</u>	<u>2020 Projected</u>	<u>2021 Requested</u>	<u>2021 Managers</u>	<u>2021 Adopted</u>
104600	500700	51510	Retiree Hlth Ins-Family Plan	539	464	464	464	464	494	494	494
104600	500700	53000	Retiree Hlth Ins-Peer Power	165	168	168	168	168	173	173	173
104600	500700	53180	Retiree Hlth Ins-Care Coord	104	96	96	96	96	110	110	110
104600	500700	53510	Retiree Hlth Ins-Child Hlth	170	190	190	190	190	193	216	216
104600	500700	53511	Retiree Hlth Ins-Access East-H	59	53	53	53	53	0	0	0
104600	500700	53513	Retiree Hlth Ins-School Hlth	891	967	967	967	967	947	947	947
104600	500700	54030	Retiree Hlth Ins-WIC Client Sv	161	165	165	165	165	175	175	175
104600	500700	54040	Retiree Hlth Ins-WIC Nutrition	54	56	56	56	56	51	51	51
104600	500700	54050	Retiree Hlth Ins-WIC General A	21	21	21	21	21	21	21	21
104600	500700	54090	Retiree Hlth Ins-WIC Breastfee	30	32	32	32	32	48	48	48
104600	500700	54131	Retiree Hlth Ins-SMST Baby Lin	117	123	123	123	123	119	119	119
104600	500700	54520	Retiree Hlth Ins-Breast/Cervic	97	56	56	56	56	59	59	59
104600	500700	55030	Retiree Hlth Ins-Healthy Commu	99	53	53	53	53	91	91	91
104600	500700	55520	Retiree Hlth Ins-Diabetes	73	152	152	152	152	153	153	153
104600	500700	55710	Retiree Hlth Ins-Home Hlth	1,377	1,389	1,389	1,389	1,389	1,612	1,612	1,612
104600	500700	55711	Retiree Hlth Ins-Hospice	586	599	599	599	599	611	611	611
104600	500700	55713	Retiree Hlth Ins-Hospice Donat	75	71	71	71	71	60	60	60
104600	500700	56001	Retiree Hlth Ins-Sub Abuse	140	280	280	280	280	186	186	186
104600	500700	56004	Retiree Health Ins-Opioid	0	51	51	51	51	0	0	0
104600	500700	56007	Retiree Hlth Ins-CLC	0	0	0	0	0	38	38	38
104600	500705		Retiree Health Pre-65	144,257	148,121	148,121	148,121	148,121	133,302	133,302	133,302
104600	510700	41100	Contracted Srvc-General Hlth	7,065	6,522	16,235	6,220	7,000	6,522	6,522	6,522
104600	510700	41200	Contracted Srvc-Adult Hlth	18,969	19,500	19,500	14,894	17,500	20,000	20,000	20,000
104600	510700	45100	Contracted Srvc-Comm Disease	2,637	5,000	5,000	2,971	3,100	5,000	5,000	5,000
104600	510700	51010	Contracted Srvc-Maternal Hlth	7,891	12,000	12,000	6,897	8,100	12,000	12,000	12,000
104600	510700	51021	Contracted Srvc-Mammo/Ultra	23,202	25,000	30,807	24,960	30,000	25,000	25,000	25,000
104600	510700	51024	Contracted Svcs-Community Hlth	85,500	88,250	26,825	26,825	26,825	0	0	0
104600	510700	51510	Contracted Srvc-Family Plan	11,030	12,000	12,000	8,577	11,000	12,000	12,000	12,000
104600	510700	53530	Contracted Srvc-Telepsych	25,245	36,750	36,750	20,349	22,000	36,750	36,750	36,750
104600	510700	54030	Contr Serv-WIC Client Services	0	700	700	0	0	700	700	700
104600	510700	54520	Contracted Srvc-Breast/Cervic	20,268	27,857	27,857	28,158	28,500	27,857	27,857	27,857
104600	510700	55520	Contr Serv-Diabetes	0	700	700	0	0	700	700	700
104600	510700	55710	Contracted Srvc-Home Hlth	45,130	63,304	37,312	26,931	30,000	54,304	54,304	54,304
104600	510700	55711	Contracted Srvc-Hospice	30,221	27,000	24,551	18,752	22,500	27,000	27,000	27,000
104600	510700	55712	Contr Serv-Respite	0	3,500	5,949	4,649	5,900	3,500	3,500	3,500
104600	510700	56001	Contracted Srvc-Sub Abuse	340,000	340,000	340,000	340,000	340,000	340,000	340,000	340,000
104600	510700	56004	Contracted Services-Opioid	12,480	0	5,050	5,050	5,050	0	0	0
104600	510700	56007	Contracted Services-CLC	0	0	6,000	6,000	6,000	12,000	12,000	12,000

GENERAL FUND

<u>Org</u>	<u>Object</u>	<u>Project</u>	<u>Description</u>	<u>2019 Actual</u>	<u>2020 Orig Budg</u>	<u>2020 Rev Budg</u>	<u>2020 YTD Actual</u>	<u>2020 Projected</u>	<u>2021 Requested</u>	<u>2021 Managers</u>	<u>2021 Adopted</u>
104600	510800	41200	Technical Support-Adult Hlth	40,747	48,795	48,795	46,236	46,236	48,795	48,795	48,795
104600	510800	47520	Technical Support-Food & Lodgi	11,195	11,200	11,200	11,195	11,196	11,700	11,700	11,700
104600	510800	53530	Technical Support-Telepsych	657	1,500	1,500	657	657	1,500	1,500	1,500
104600	510800	55710	Technical Support-Home Hlth	28,470	31,500	31,500	23,872	28,500	31,500	31,500	31,500
104600	510800	55711	Technical Support-Hospice	9,490	11,000	11,000	7,957	9,500	11,000	11,000	11,000
104600	510900	41100	Professional Srvc-General Hlt	3,900	5,000	5,000	4,800	4,800	5,000	5,000	5,000
104600	510900	56002	Professional Srvc Court Diver	20,370	125,000	125,000	71,436	100,000	125,000	125,000	125,000
104600	511100	41100	Telephone & Postage-Gen Hlth	8,742	11,500	11,500	9,266	9,500	11,500	11,500	11,500
104600	511100	41200	Telephone & Postage-Adult Hlth	4,199	3,056	3,056	3,913	4,250	4,206	4,206	4,206
104600	511100	45100	Telephone & Postage-Comm Disea	105	456	456	55	150	456	456	456
104600	511100	45120	Telephone & Postage-COVID-19	0	0	6,700	1,128	2,500	0	0	0
104600	511100	45140	Telephone & Postage-Prep & Res	624	700	700	539	625	700	700	700
104600	511100	47510	Telephone & Postage-Env Hlth	3,728	4,550	4,550	4,288	4,300	4,550	4,550	4,550
104600	511100	47520	Telephone & Postage-Food & Lod	412	1,700	1,700	566	600	1,300	1,300	1,300
104600	511100	51015	Telephone & Postage-CCNC-OB Ca	506	900	900	860	875	900	900	900
104600	511100	51020	Telephone & Postage-CCPEC	210	250	250	6	7	0	0	0
104600	511100	53180	Telephone & Postage-Care Coord	662	660	660	683	675	660	660	660
104600	511100	53520	Telephone & Postage-Dental	10	0	0	0	0	1,100	0	0
104600	511100	54090	Telephone & Postage-WIC Breast	330	500	500	374	350	500	500	500
104600	511100	54131	Telephone & Postage-SMST Baby	325	600	600	346	340	600	600	600
104600	511100	55520	Telephone & Postage-Diabetes	311	350	350	285	311	350	350	350
104600	511100	55710	Telephone & Postage-Home Hlth	15,326	15,900	16,600	14,341	16,000	17,400	17,400	17,400
104600	511100	55711	Telephone & Postage-Hospice	3,175	3,500	3,500	3,908	4,000	3,500	3,500	3,500
104600	511100	55713	Telephone & Postage-Hospice Do	779	845	845	702	800	845	845	845
104600	511100	56001	Telephone & Postage-Sub Abuse	268	725	725	120	120	725	725	725
104600	511100	56004	Telephone & Postage-Opioid	476	0	289	222	222	0	0	0
104600	511100	56007	Telephone & Postage-CLC	0	0	270	317	300	550	550	550
104600	511300	41100	Utilities-General Hlth	60,984	55,000	55,000	49,089	60,000	55,000	55,000	55,000
104600	511300	53530	Utilities-Telepsych	1,100	1,200	1,200	1,015	1,100	1,200	1,200	1,200
104600	511501	41100	M&R-Equipment-General Hlth	7,051	2,500	2,500	1,354	2,000	2,500	2,500	2,500
104600	511501	53520	M&R-Equipment-Dental	0	0	0	0	0	4,500	0	0
104600	511502	41100	M&R-Building-General Hlth	34,354	5,000	5,000	1,225	2,000	5,000	5,000	5,000
104600	511503	41100	M&R-Vehicles-General Hlth	178	1,500	1,500	48	250	1,500	1,500	1,500
104600	511503	41200	M&R-Vehicles-Adult Hlth	196	600	600	172	300	600	600	600
104600	511503	47510	M&R-Vehicles-Env Hlth	1,887	2,500	2,500	2,295	2,400	2,500	2,500	2,500
104600	511503	47520	M&R-Vehicles-Food & Lodging	981	600	600	417	550	600	600	600
104600	511503	51015	M&R-Vehicles-CCNC-OB Care Mgmt	0	500	500	0	0	0	0	0
104600	511503	53000	M&R-Vehicles-Peer Power	37	200	200	103	150	200	200	200

GENERAL FUND

<u>Org</u>	<u>Object</u>	<u>Project</u>	<u>Description</u>	<u>2019 Actual</u>	<u>2020 Orig Budg</u>	<u>2020 Rev Budg</u>	<u>2020 YTD Actual</u>	<u>2020 Projected</u>	<u>2021 Requested</u>	<u>2021 Managers</u>	<u>2021 Adopted</u>
104600	511503	53180	M&R-Vehicles-Care Coord	0	275	275	0	0	275	275	275
104600	511503	53513	M&R-Vehicles-School Hlth	0	0	0	0	0	750	750	750
104600	511503	53520	M&R-Vehicles-Dental	0	0	0	0	0	5,000	0	0
104600	511503	55710	M&R-Vehicles-Home Hlth	3,097	4,500	4,500	4,485	4,485	4,500	4,500	4,500
104600	511503	55711	M&R-Vehicles-Hospice	2,897	1,800	1,800	1,301	1,301	1,800	1,800	1,800
104600	511503	56001	M&R-Vehicles-Sub Abuse	1,258	900	900	910	911	900	900	900
104600	512102	41100	Copier Program-General Hlth	397	900	900	455	475	900	900	900
104600	512102	41200	Copier Program-Adult Hlth	7,056	9,000	9,000	7,154	7,500	9,000	9,000	9,000
104600	512102	47510	Copier Program-Env Hlth	1,173	2,000	2,000	738	1,000	2,000	2,000	2,000
104600	512102	55030	Copier Program-Healthy Communi	4,848	6,500	6,500	5,868	6,000	6,500	6,500	6,500
104600	512102	55710	Copier Program-Home Hlth	2,497	2,500	2,500	2,114	2,250	2,500	2,500	2,500
104600	512102	55711	Copier Program-Hospice	4,208	6,500	6,500	5,586	5,500	6,500	6,500	6,500
104600	512103	41100	Leases-PC's-General Hlth	563	1,000	1,000	655	655	350	350	350
104600	512103	41200	Leases-PC's-Adult Hlth	575	500	500	327	328	0	0	0
104600	512103	45140	Leases-PC's-Prep & Response	302	500	500	327	328	350	350	350
104600	512103	51510	Leases-PC's-Family Plan	2,359	3,000	3,000	1,965	1,965	1,400	1,400	1,400
104600	512103	53000	Leases-PC's-Peer Power	604	1,000	1,000	655	655	700	700	700
104600	512103	55030	Leases-PC's-Healthy Communitie	824	500	500	327	328	350	350	350
104600	512103	55710	Leases-PC's-Home Hlth	4,328	3,500	3,500	2,292	2,292	700	700	700
104600	512103	55711	Leases-PC's-Hospice	1,713	1,500	1,500	982	983	350	350	350
104600	512103	56001	Leases-PC's-Sub Abuse	302	500	500	327	328	350	350	350
104600	513100	41100	Fuel-General Hlth	399	900	900	276	400	900	900	900
104600	513100	41200	Fuel-Adult Hlth	190	500	500	53	100	500	500	500
104600	513100	47510	Fuel-Env Hlth	4,643	6,500	6,500	2,976	4,000	6,500	6,500	6,500
104600	513100	47520	Fuel-Food & Lodging	1,669	1,600	1,600	1,039	1,400	2,000	2,000	2,000
104600	513100	51015	Fuel-CCNC-OB Care Mgmt	160	1,000	1,000	143	200	500	500	500
104600	513100	53000	Fuel-Peer Power	787	850	850	356	500	850	850	850
104600	513100	53180	Fuel-Care Coord	184	300	300	14	50	300	300	300
104600	513100	53513	Fuel-School Hlth	245	300	300	147	200	550	550	550
104600	513100	53520	Fuel-Dental	0	0	0	0	0	1,500	0	0
104600	513100	55710	Fuel-Home Hlth	6,408	5,500	6,500	4,715	6,000	7,000	7,000	7,000
104600	513100	55711	Fuel-Hospice	5,461	3,600	5,600	4,020	4,750	5,600	5,600	5,600
104600	513100	56001	Fuel-Sub Abuse	779	1,000	1,000	907	975	1,000	1,000	1,000
104600	513303	41200	Supplies-Medical-Adult Hlth	37,807	48,935	48,935	40,247	47,500	58,935	58,935	58,935
104600	513303	45100	Supplies-Medical-Comm Disease	3,956	4,050	4,050	2,734	4,000	4,050	4,050	4,050
104600	513303	51510	Supplies-Medical-Family Plan	29,923	31,850	31,904	23,734	27,000	34,256	34,256	34,256
104600	513303	53510	Supplies-Medical-Child Hlth	13,650	17,000	17,000	8,736	12,500	30,000	30,000	30,000
104600	513303	53520	Supplies-Medical-Dental	0	0	0	0	0	20,000	0	0

GENERAL FUND

<u>Org</u>	<u>Object</u>	<u>Project</u>	<u>Description</u>	<u>2019 Actual</u>	<u>2020 Orig Budg</u>	<u>2020 Rev Budg</u>	<u>2020 YTD Actual</u>	<u>2020 Projected</u>	<u>2021 Requested</u>	<u>2021 Managers</u>	<u>2021 Adopted</u>
104600	513303	55710	Supplies-Medical-Home Hlth	34,500	33,000	48,000	34,850	45,000	36,000	36,000	36,000
104600	513303	55711	Supplies-Medical-Hospice	126,008	114,377	114,377	105,872	110,000	112,377	112,377	112,377
104600	513303	56001	Supplies-Medical-Sub Abuse	150	2,000	2,000	400	400	2,000	2,000	2,000
104600	513303	56005	Supplies-Medical-Gaddy	0	0	5,000	5,000	5,000	0	0	0
104600	513306	45100	Supplies-Vaccines-Rabies	0	0	0	0	0	7,500	7,500	7,500
104600	513323	45150	Materials/Resources-CPR	1,042	1,250	2,250	714	715	1,250	1,250	1,250
104600	513400	41100	Operating-General Hlth	81,614	31,000	33,900	12,630	30,000	31,000	31,000	31,000
104600	513400	41200	Operating-Adult Hlth	17,368	10,545	19,702	11,553	15,000	10,545	10,545	10,545
104600	513400	45100	Operating-Comm Disease	4,751	4,750	4,876	4,025	4,875	4,750	4,750	4,750
104600	513400	45120	Operating Expenses-COVID-19	0	0	30,000	17,541	30,000	0	0	0
104600	513400	45140	Operating-Prep & Response	239	2,000	1,000	785	1,000	1,000	1,000	1,000
104600	513400	45150	Operating-CPR	450	500	500	474	475	1,000	1,000	1,000
104600	513400	47510	Operating-Env Hlth	4,861	8,004	8,004	6,364	7,000	8,004	8,004	8,004
104600	513400	47520	Operating-Food & Lodging	11,115	10,140	4,580	3,693	4,575	9,640	9,640	9,640
104600	513400	51010	Operating-Maternal Hlth	9,371	11,588	11,961	7,585	8,500	11,588	11,588	11,588
104600	513400	51015	Operating-CCNC-OB Care Mgmt	632	6,647	647	11	250	6,647	6,647	6,647
104600	513400	51020	Operating-CCPEC	269	350	350	0	250	0	0	0
104600	513400	51024	Operating-Community Hlth	4,512	1,823	1,823	1,444	1,800	0	0	0
104600	513400	51510	Operating-Family Plan	11,722	12,000	12,418	9,256	11,000	12,000	12,000	12,000
104600	513400	53000	Operating-Peer Power	2,054	2,000	2,000	1,023	1,250	2,000	2,000	2,000
104600	513400	53180	Operating-Care Coord	561	1,000	1,000	218	400	1,000	1,000	1,000
104600	513400	53510	Operating-Child Hlth	4,243	7,245	7,925	6,938	7,000	7,245	7,245	7,245
104600	513400	53511	Operating-Access East-HC	208	500	500	0	0	0	0	0
104600	513400	53513	Operating-School Hlth	1,971	2,000	2,000	1,597	1,750	2,000	2,000	2,000
104600	513400	53520	Operating-Dental	326	0	0	0	0	7,500	0	0
104600	513400	54030	Operating-WIC Client Svcs	6,394	1,000	3,680	3,680	3,680	1,000	1,000	1,000
104600	513400	54040	Operating-WIC Nutrition Ed	135	500	500	435	450	500	500	500
104600	513400	54050	Operating-WIC General Admin	272	250	250	236	236	250	250	250
104600	513400	54090	Operating-WIC Breastfeeding	56	550	946	396	450	550	550	550
104600	513400	54131	Operating-SMST Baby Link	3,255	3,000	3,000	2,082	2,750	3,000	3,000	3,000
104600	513400	54520	Operating-Breast/Cervical Canc	292	250	250	235	235	250	250	250
104600	513400	55030	Operating-Healthy Communities	3,149	1,530	2,830	2,707	2,707	1,530	1,530	1,530
104600	513400	55520	Operating-Diabetes	1,273	1,825	5,555	3,326	3,500	16,575	16,575	16,575
104600	513400	55710	Operating-Home Hlth	12,436	15,500	15,500	11,799	13,500	12,500	12,500	12,500
104600	513400	55711	Operating-Hospice	4,375	5,130	5,130	4,373	5,000	5,130	5,130	5,130
104600	513400	55713	Operating-Hospice Donations	1,332	2,500	2,500	1,103	1,500	2,500	2,500	2,500
104600	513400	56001	Operating-Sub Abuse	5,760	6,000	6,000	5,589	5,900	6,000	6,000	6,000
104600	513400	56004	Operating-Opioid	9,252	0	8,697	8,194	8,194	0	0	0

GENERAL FUND

<u>Org</u>	<u>Object</u>	<u>Project</u>	<u>Description</u>	<u>2019 Actual</u>	<u>2020 Orig Budg</u>	<u>2020 Rev Budg</u>	<u>2020 YTD Actual</u>	<u>2020 Projected</u>	<u>2021 Requested</u>	<u>2021 Managers</u>	<u>2021 Adopted</u>
104600	513400	56006	Operating-OBH Development	0	0	1,940	545	1,940	0	0	0
104600	513400	56007	Operating Expenses-CLC	0	0	3,662	1,254	3,662	833	833	833
104600	516100	47510	Shop Overhead-Env Hlth	14,237	15,022	15,022	15,022	15,022	12,153	11,673	11,673
104600	516100	55710	Shop Overhead-Home Hlth	48,143	50,632	50,632	50,632	50,632	40,700	39,092	39,092
104600	525000	41100	Training-General Hlth	2,792	3,000	3,000	0	1,500	3,000	3,000	3,000
104600	525000	56004	Training-Opioid	2,595	0	1,245	781	781	0	0	0
104600	525100	41100	Travel-General Hlth	7,046	8,500	8,500	3,294	4,500	8,500	8,500	8,500
104600	525100	41200	Travel-Adult Hlth	700	366	209	208	250	366	366	366
104600	525100	45100	Travel-Comm Disease	614	1,496	1,370	1,370	1,475	1,496	1,496	1,496
104600	525100	45140	Travel-Prep & Response	1,469	1,000	2,000	1,162	1,163	2,000	2,000	2,000
104600	525100	47510	Travel-Env Hlth	1,213	2,000	2,000	812	1,000	2,000	2,000	2,000
104600	525100	47520	Travel-Food & Lodging	143	3,800	3,800	1,249	1,750	3,800	3,800	3,800
104600	525100	51010	Travel-Maternal Hlth	157	1,000	627	627	700	1,000	1,000	1,000
104600	525100	51015	Travel-CCNC-OB Care Mgmt	219	3,000	0	0	0	3,000	3,000	3,000
104600	525100	51020	Travel-CCPEC	1,963	2,188	2,188	24	25	0	0	0
104600	525100	51510	Travel-Family Plan	1,232	1,000	582	590	582	1,000	1,000	1,000
104600	525100	53000	Travel-Peer Power	441	1,500	1,500	193	193	1,500	1,500	1,500
104600	525100	53180	Travel-Care Coord	1,113	1,565	1,565	0	0	1,565	1,565	1,565
104600	525100	53510	Travel-Child Hlth	359	1,000	320	319	320	1,000	1,000	1,000
104600	525100	53511	Travel-Access East-HC	1,128	2,000	2,000	440	440	0	0	0
104600	525100	53513	Travel-School Hlth	2,534	3,250	3,250	1,799	2,000	3,250	3,250	3,250
104600	525100	53520	Travel-Dental	0	0	0	0	0	2,500	0	0
104600	525100	54030	Travel-WIC Client Svcs	110	600	600	109	109	600	600	600
104600	525100	54040	Travel-WIC Nutrition Ed	124	1,000	1,000	441	441	1,000	1,000	1,000
104600	525100	54050	Travel-WIC General Admin	54	100	100	0	0	100	100	100
104600	525100	54090	Travel-WIC Breastfeeding	917	700	700	488	489	700	700	700
104600	525100	54131	Travel-SMST Baby Link	399	400	400	399	400	400	400	400
104600	525100	54520	Travel-Breast/Cervical Cancer	23	400	400	298	298	400	400	400
104600	525100	55030	Travel-Healthy Communities	853	2,000	700	675	675	2,000	2,000	2,000
104600	525100	55520	Travel-Diabetes	42	500	500	55	55	500	500	500
104600	525100	55710	Travel-Home Hlth	854	2,000	2,000	885	1,250	2,000	2,000	2,000
104600	525100	55711	Travel-Hospice	627	1,000	1,000	184	250	1,000	1,000	1,000
104600	525100	55713	Travel-Hospice Donations	9	875	875	0	0	875	875	875
104600	525100	56001	Travel-Sub Abuse	1,137	2,000	2,000	208	250	2,000	2,000	2,000
104600	525100	56003	Travel-Trillium Prjs	2,768	0	1,100	15	125	0	0	0
104600	525100	56004	Travel-Opioid	3,911	0	3,168	3,049	3,050	0	0	0
104600	525100	56007	Travel-CLC	0	0	1,700	738	307	3,000	3,000	3,000
104600	525200	41100	Dues & Subscriptions-Gen Hlth	6,812	8,000	8,000	7,755	7,756	8,000	8,000	8,000

GENERAL FUND

<u>Org</u>	<u>Object</u>	<u>Project</u>	<u>Description</u>	<u>2019 Actual</u>	<u>2020 Orig Budg</u>	<u>2020 Rev Budg</u>	<u>2020 YTD Actual</u>	<u>2020 Projected</u>	<u>2021 Requested</u>	<u>2021 Managers</u>	<u>2021 Adopted</u>
104600	525200	55710	Dues & Subscriptions-Home Hlth	1,332	1,500	1,500	1,372	1,372	1,500	1,500	1,500
104600	525200	55711	Dues & Subscriptions-Hospice	1,332	2,000	2,000	1,372	1,372	2,000	2,000	2,000
104600	525400	41100	Insurance & Bonds-General Hlth	91,237	81,488	81,488	81,488	81,488	89,098	89,060	89,060
104600	525400	55710	Insurance & Bonds-Home Hlth	11,747	9,426	9,426	9,426	9,426	152	152	152
104600	525600	55520	Advertising & Promo-Diabetes	0	0	2,990	1,450	2,000	15,000	15,000	15,000
104600	525600	55710	Advertising & Promo-Home Hlth	1,231	2,000	2,000	699	500	2,000	2,000	2,000
104600	525600	55711	Advertising & Promo-Hospice	387	800	800	150	125	800	800	800
104600	525600	56001	Advertising & Promo-Sub Abuse	1,513	2,600	2,600	1,268	2,000	2,600	2,600	2,600
104600	525600	56003	Advertising & Promo-Trillium	19,220	0	20,050	19,000	19,000	0	0	0
104600	525600	56004	Advertising & Promo-Opioid	4,477	0	3,023	3,022	3,022	0	0	0
104600	525600	56005	Advertising & Promo-Gaddy	0	0	2,500	2,500	2,500	0	0	0
104600	525600	56006	Advertising & Promo-OBH Dev	0	0	5,560	1,950	2,000	0	0	0
104600	537400	41100	Capital Outlay-General Hlth	67,640	0	98,157	98,157	98,158	0	0	0
104600	537400	47510	Capital Outlay-Env Hlth	22,303	0	5,560	5,559	5,560	0	0	0
104600	560061		Community Care Clinic_SA	67,500	67,500	67,500	67,500	67,500	67,500	67,500	67,500
104600	888010	51010	Increase Salary-Maternal Hlth	0	0	0	0	0	15,346	0	0
104600	888010	53520	Salary & Fringe-Dental	0	0	0	0	0	303,608	0	0
Total				7,800,778	8,319,087	8,750,959	7,525,655	8,316,674	8,871,109	8,522,825	8,522,825

DSS-Personnel/Administration

104610	500200		Salaries	3,636,756	3,783,278	3,902,783	3,516,137	3,850,000	3,897,406	3,897,406	3,897,406
104610	500201		Salaries-Part Time	9,537	11,520	11,520	8,557	11,000	11,520	11,520	11,520
104610	500202		Salaries-Board Members	2,200	5,060	5,060	2,700	4,000	5,060	5,060	5,060
104610	500208		Salaries-On Call Pay	43,306	45,000	45,540	39,946	43,000	45,715	45,715	45,715
104610	500300		FICA	266,609	294,121	302,768	257,438	279,950	302,917	302,917	302,917
104610	500400		Retirement	289,643	345,264	355,461	321,114	351,400	402,984	402,984	402,984
104610	500500		Health Insurance	1,099,521	1,135,765	1,135,765	1,090,713	1,135,765	1,201,244	1,201,244	1,201,244
104610	500501		Life Insurance	8,086	8,130	8,130	7,441	8,130	8,130	8,130	8,130
104610	500700		Retiree Health Insurance	6,607	6,610	6,610	6,610	6,610	6,804	6,804	6,804
104610	500705		Retiree Health Pre-65	137,770	142,870	142,870	142,870	142,870	90,600	90,600	90,600
104610	500900		Longevity	55,059	54,555	54,555	55,054	55,054	59,892	59,892	59,892
104610	510700		Contracted Services	11,032	11,450	11,450	11,805	11,000	11,450	11,450	11,450
104610	510800	60304	Technical Support	101,920	100,979	98,741	98,741	98,741	100,979	100,979	100,979
104610	510906		Board Members Expense	720	2,800	2,800	742	743	2,800	2,800	2,800
104610	511100		Telephone & Postage	30,891	35,000	35,000	30,013	32,500	35,000	35,000	35,000
104610	511300		Utilities	70,418	65,000	65,000	58,140	65,000	65,000	65,000	65,000
104610	511501		Maint & Repair-Equipment	7,008	1,800	1,800	595	1,500	1,800	1,800	1,800
104610	511502		Maint & Repair-Building	59,078	3,975	4,975	2,201	3,500	3,975	3,975	3,975

GENERAL FUND

<u>Org</u>	<u>Object</u>	<u>Project</u>	<u>Description</u>	<u>2019 Actual</u>	<u>2020 Orig Budg</u>	<u>2020 Rev Budg</u>	<u>2020 YTD Actual</u>	<u>2020 Projected</u>	<u>2021 Requested</u>	<u>2021 Managers</u>	<u>2021 Adopted</u>
104610	511503		Maint & Repair-Vehicles	15,742	14,500	17,000	13,906	16,000	14,500	14,500	14,500
104610	511904		Birth Certificate Fees	120	250	250	20	100	250	250	250
104610	512102		Copier Program	14,864	20,500	20,500	19,960	19,000	20,500	20,500	20,500
104610	512103		Leases-PC's	1,440	1,500	1,500	982	983	700	700	700
104610	513100		Fuel	31,862	40,000	20,000	13,654	17,500	20,000	20,000	20,000
104610	513300		Supplies	45,282	35,108	35,108	15,529	25,000	35,108	35,108	35,108
104610	513300	10006	Supplies-ADP Equip & Software	6,330	7,000	37,597	32,965	35,000	7,000	7,000	7,000
104610	516100		Shop Overhead	76,250	75,644	75,644	75,644	75,644	56,849	54,603	54,603
104610	525100		Travel	39,259	45,203	43,941	18,884	22,500	45,203	45,203	45,203
104610	525200		Dues & Subscriptions	1,816	1,700	1,700	1,641	1,641	1,700	1,700	1,700
104610	525400		Insurance & Bonds	88,702	82,919	82,919	82,919	82,919	78,963	78,930	78,930
104610	525700		Miscellaneous	574	850	850	14	500	850	850	850
104610	525701		Bank Fees	112	350	350	100	200	350	350	350
104610	550100		Food Stamp Issuance	2,895	6,500	6,500	5,311	6,400	6,500	6,500	6,500
104610	550200		Nonreportable Costs	10,028	15,200	35,200	27,204	30,000	15,200	15,200	15,200
104610	888001		New Position-IMC Quality Cntrl	0	0	0	0	0	60,297	0	0
Total				6,171,436	6,400,401	6,569,887	5,959,548	6,434,150	6,617,246	6,554,670	6,554,670
DSS-Family Services											
104611	560001		Children Youth Partnership_SA	96,750	193,500	193,500	193,500	193,500	193,500	193,500	193,500
104611	560046		OBX Room in the Inn_SA	8,000	8,000	8,000	8,000	8,000	8,000	8,000	8,000
104611	560056		Interfaith Commnty Outreach_SA	30,000	30,000	30,000	30,000	30,000	30,000	30,000	30,000
104611	580100		General Assistance	24,704	46,000	51,400	34,703	50,000	46,000	46,000	46,000
104611	580110		Shoe Fund	-112	0	639	-564	0	0	0	0
104611	580120		Low Income Energy Assist Prgm	94,511	84,618	92,187	95,607	100,000	79,988	79,988	79,988
104611	580200		CIP Program	58,538	84,618	95,858	93,247	94,000	79,988	79,988	79,988
104611	580900		200% Services TANF BG	13,736	16,000	16,000	12,514	15,000	16,000	16,000	16,000
104611	581200		WF-Emergency Assistance	40,000	40,000	40,000	40,000	40,000	40,000	40,000	40,000
104611	584200		Medicaid Transportation	32,426	30,000	40,000	36,174	37,500	50,000	50,000	50,000
104611	584201		Medical Transportation	1,083	3,200	3,200	1,345	2,500	3,200	3,200	3,200
Total				399,635	535,936	570,784	544,526	570,500	546,676	546,676	546,676
DSS-Economic Independence											
104612	582700		Temp Assist for Needy Families	2,282	3,000	3,000	0	2,500	3,000	3,000	3,000
104612	582800		Spec Assist to Adults	237,724	246,900	231,261	184,562	225,000	246,900	246,900	246,900
104612	583000		Medicaid	18,472	10,000	10,000	685	7,500	10,000	10,000	10,000
104612	583200		Aid to the Blind	5,765	7,000	5,003	5,002	5,003	7,000	7,000	7,000
Total				264,243	266,900	249,264	190,249	240,003	266,900	266,900	266,900

GENERAL FUND

<u>Org</u>	<u>Object</u>	<u>Project</u>	<u>Description</u>	<u>2019 Actual</u>	<u>2020 Orig Budg</u>	<u>2020 Rev Budg</u>	<u>2020 YTD Actual</u>	<u>2020 Projected</u>	<u>2021 Requested</u>	<u>2021 Managers</u>	<u>2021 Adopted</u>
DSS-Child Welfare											
104613	580300		Foster Care Supplement	25,870	42,467	23,467	11,499	25,000	42,467	42,467	42,467
104613	580800		Adopt Vendor Payments	16,013	25,000	25,000	14,268	17,000	25,000	25,000	25,000
104613	580801		Adopt Asst Board Pymnt	160,348	130,000	130,000	108,411	125,000	130,000	130,000	130,000
104613	581000		Adopt Asst Supp	28,260	31,000	31,000	24,005	27,500	31,000	31,000	31,000
104613	581101		Adoption Incentive	271	0	4,801	1,160	2,500	0	0	0
104613	581110		Non Recurring Adopt Costs	0	6,000	6,000	0	1,000	6,000	6,000	6,000
104613	581600		Psychological Services	3,425	25,000	15,000	1,468	5,000	25,000	25,000	25,000
104613	583400		Foster Care-IV E	44,125	75,000	75,000	36,036	45,000	75,000	75,000	75,000
104613	583415		CPS Flexible Spending	26,977	55,000	47,028	27,946	30,000	55,000	55,000	55,000
104613	583600		State Foster Home Fund	43,473	100,000	100,000	51,728	50,000	100,000	100,000	100,000
104613	584400		Title XX Legal	60,162	125,000	125,000	75,917	90,000	125,000	125,000	125,000
104613	584800		Independent Living	3,459	5,000	5,000	1,839	3,000	5,000	5,000	5,000
104613	584801		Foster Care 18-21	23,458	30,432	30,432	12,557	30,000	30,432	30,432	30,432
104613	584900		Links Special Funds	3,661	10,000	10,000	6,194	9,000	10,000	10,000	10,000
Total				439,501	659,899	627,728	373,029	460,000	659,899	659,899	659,899
DSS-Aged Blind & Disabled											
104614	560067		Hatteras Island Meals_SA	12,500	12,500	12,500	12,500	12,500	20,000	12,500	12,500
104614	581800		Weatherization	2,926	3,275	3,275	2,939	3,250	3,275	3,275	3,275
104614	582000		Tax Relief Program	26,629	30,000	26,605	26,604	26,605	30,000	30,000	30,000
104614	584600		Title III Legal	2,571	2,675	2,675	2,675	2,809	2,675	2,675	2,675
Total				44,627	48,450	45,055	44,719	45,164	55,950	48,450	48,450
DSS-Employment											
104615	586600		Miscellaneous	564	1,660	1,660	179	1,000	1,660	1,660	1,660
Total				564	1,660	1,660	179	1,000	1,660	1,660	1,660
DSS-Child Support Services											
104616	510700		Contracted Services	241,323	261,654	261,654	230,951	245,000	261,654	261,654	261,654
104616	510900		Prof Srvcs-Background Checks	0	5,000	5,000	0	2,000	5,000	5,000	5,000
104616	511906		Paternity Testing Fees	284	2,000	2,000	412	750	2,000	2,000	2,000
104616	511907		Filing & Processing Fees	12,936	17,000	17,000	10,029	14,000	17,000	17,000	17,000
Total				254,543	285,654	285,654	241,392	261,750	285,654	285,654	285,654
DSS-In Home Services											
104617	500200		Salaries	536,437	602,397	627,750	554,002	603,900	611,951	611,951	611,951
104617	500300		FICA	38,247	46,082	48,022	39,241	42,850	46,811	46,811	46,811
104617	500400		Retirement	42,222	54,334	56,621	50,042	54,380	62,539	62,539	62,539
104617	500500		Health Insurance	243,289	269,824	269,824	245,076	269,824	254,157	254,157	254,157

GENERAL FUND

<u>Org</u>	<u>Object</u>	<u>Project</u>	<u>Description</u>	<u>2019 Actual</u>	<u>2020 Orig Budg</u>	<u>2020 Rev Budg</u>	<u>2020 YTD Actual</u>	<u>2020 Projected</u>	<u>2021 Requested</u>	<u>2021 Managers</u>	<u>2021 Adopted</u>
104617	500501		Life Insurance	1,918	0	0	1,852	0	1,995	1,995	1,995
104617	500700		Retiree Health Insurance	1,068	1,056	1,056	1,056	1,056	1,071	1,071	1,071
104617	500705		Retiree Health Pre-65	31,656	43,524	43,524	43,524	43,524	35,980	35,980	35,980
104617	500900		Longevity	12,940	12,535	12,535	12,514	12,515	11,449	11,449	11,449
104617	510700		Contracted Services	18,840	30,000	30,000	3,008	17,500	30,000	30,000	30,000
104617	513100		Fuel	0	0	20,000	10,231	13,000	20,000	20,000	20,000
104617	513300		Supplies	2,506	3,904	3,904	3,047	3,750	3,904	3,904	3,904
104617	513317		Supplies-CAP	2,879	11,000	11,000	9,590	10,750	11,000	11,000	11,000
104617	513600		Uniforms	50	400	400	0	350	400	400	400
104617	525000		Training	465	723	723	390	500	723	723	723
104617	525100		Travel	218	250	250	0	0	250	250	250
104617	525400		Insurance & Bonds	24,150	22,852	22,852	22,852	22,852	17,695	17,688	17,688
Total				956,884	1,098,881	1,148,461	996,426	1,096,751	1,109,925	1,109,918	1,109,918
Mental Health											
104630	511300		Utilities	10,958	13,000	13,000	7,087	10,000	13,000	13,000	13,000
104630	511502		Maint & Repair-Building	0	1,000	1,000	0	0	1,000	1,000	1,000
104630	559001		Allotment-LME	71,040	71,040	71,040	71,040	71,040	71,040	71,040	71,040
Total				81,998	85,040	85,040	78,127	81,040	85,040	85,040	85,040
DSS-Veterans Service											
104635	500201		Salaries-Part Time	21,178	21,500	21,500	19,388	21,250	21,500	21,500	21,500
104635	500300		FICA	1,620	1,645	1,645	1,483	1,620	1,645	1,645	1,645
104635	500705		Retiree Health Pre-65	8,581	8,581	8,581	8,581	8,581	8,995	8,995	8,995
104635	511100		Telephone & Postage	71	250	250	54	75	250	250	250
104635	513300		Supplies	191	250	250	0	0	250	250	250
104635	525100		Travel	45	750	750	716	716	750	750	750
104635	525400		Insurance & Bonds	459	242	242	242	242	0	0	0
104635	565065		Veteran's Advisory Committee	1,458	1,500	1,500	1,241	1,250	1,500	1,500	1,500
104635	565066		Veterans Claim Clinic	0	0	500	0	0	0	0	0
Total				33,602	34,718	35,218	31,705	33,734	34,890	34,890	34,890
Parks & Recreation											
104640	500200		Salaries	850,121	852,191	866,794	787,433	850,000	863,027	849,025	849,025
104640	500201		Salaries-Part Time	127,102	113,530	113,530	81,298	81,299	113,530	113,530	113,530
104640	500201	00141	Salaries-PT-Dance	8,086	11,255	11,255	5,926	5,927	11,255	11,255	11,255
104640	500201	00146	Salaries-PT-Game & Wildlife	5,470	7,175	7,175	6,345	6,345	7,175	7,175	7,175
104640	500202	00146	Salaries-Game & Wildlife Board	350	810	810	350	0	810	810	810
104640	500300		FICA	72,118	73,879	74,996	63,657	69,500	74,708	73,637	73,637

GENERAL FUND

<u>Org</u>	<u>Object</u>	<u>Project</u>	<u>Description</u>	<u>2019 Actual</u>	<u>2020 Orig Budg</u>	<u>2020 Rev Budg</u>	<u>2020 YTD Actual</u>	<u>2020 Projected</u>	<u>2021 Requested</u>	<u>2021 Managers</u>	<u>2021 Adopted</u>
104640	500300	00141	FICA-Dance	619	861	861	453	454	861	861	861
104640	500300	00146	FICA-Game & Wildlife	445	610	610	512	486	611	611	611
104640	500400		Retirement	67,204	76,868	78,186	71,150	77,500	88,199	86,768	86,768
104640	500500		Health Insurance	226,027	235,649	235,649	224,841	235,649	261,353	261,353	261,353
104640	500700		Retiree Health Insurance	1,485	1,493	1,493	1,493	1,493	1,507	1,486	1,486
104640	500705		Retiree Health Pre-65	42,904	42,905	42,905	42,905	42,905	53,970	53,970	53,970
104640	510300	00100	Officials-Adult Basketball	3,400	4,000	4,000	3,600	3,600	4,000	4,000	4,000
104640	510300	00101	Officials-Youth Basketball	27,970	36,686	32,186	29,000	29,000	36,686	36,686	36,686
104640	510300	00103	Officials-Adult Softball	3,075	10,000	5,000	2,450	2,450	10,000	10,000	10,000
104640	510300	00104	Officials-Sr Babe Ruth	0	1,000	1,000	0	0	1,000	1,000	1,000
104640	510300	00105	Officials-Youth Soccer	6,949	9,070	1,070	0	0	9,070	9,070	9,070
104640	510300	00117	Officials-Youth Football	4,549	5,700	4,700	2,177	2,178	5,700	5,700	5,700
104640	510700		Contracted Services	490	1,000	18,052	11,506	18,000	20,000	20,000	20,000
104640	510700	00116	Contr Srvcs-Ole Swimming Hole	28,500	29,000	29,000	29,000	29,000	29,000	29,000	29,000
104640	510721		Contracted Srvcs Youth Center	8,864	10,000	465	465	465	0	0	0
104640	510802		Tyler SaaS Fees	3,870	4,065	4,065	3,986	3,987	4,110	4,110	4,110
104640	510900		Professional Services	9,673	10,000	483	483	483	1,000	1,000	1,000
104640	510900	00141	Professional Services-Dance	2,950	3,000	3,000	1,300	1,300	3,000	3,000	3,000
104640	511100		Telephone & Postage	7,437	10,000	7,000	7,517	7,750	10,000	10,000	10,000
104640	511100	00141	Telephone & Postage-Dance	59	250	250	43	50	250	250	250
104640	511300		Utilities	118,879	119,147	119,147	90,577	115,000	119,147	119,147	119,147
104640	511501		Maint & Repair-Equipment	2,894	15,000	11,000	967	5,000	11,000	11,000	11,000
104640	511502		Maint & Repair-Facilities	119,244	55,774	70,554	69,121	70,000	58,305	34,000	34,000
104640	511503		Maint & Repair-Vehicles	9,824	8,000	8,000	2,414	5,000	8,000	8,000	8,000
104640	512101		Leases-Real Property	2	2	2	2	2	2	2	2
104640	512102		Copier Program	3,499	7,500	7,500	3,707	4,000	7,500	6,675	6,675
104640	512111		Miscellaneous Rentals	2,320	4,000	4,000	335	335	4,000	4,000	4,000
104640	512112		Recreational Facilities Rental	0	500	500	0	0	500	500	500
104640	513100		Fuel	9,993	24,000	13,000	3,509	6,000	24,000	19,500	19,500
104640	513300		Supplies	29,771	35,000	35,000	27,298	30,000	35,000	35,000	35,000
104640	513302	00100	Supplies-Prgm-Adult Basketball	97	300	300	0	0	300	300	300
104640	513302	00101	Supplies-Prgm-Youth Basketball	12,132	13,500	21,500	20,885	20,885	13,500	13,500	13,500
104640	513302	00103	Supplies-Prgm-Adult Softball	150	2,000	2,000	381	381	2,000	2,000	2,000
104640	513302	00104	Supplies-Prgm-Sr. Babe Ruth	906	1,800	1,800	817	842	1,800	1,800	1,800
104640	513302	00105	Supplies-Prgm-Youth Soccer	10,146	11,500	11,500	10,445	10,446	11,500	11,500	11,500
104640	513302	00106	Supplies-Prgm-Gymnastics	5,299	5,400	8,601	6,244	6,244	5,400	5,400	5,400
104640	513302	00107	Supplies-Prgm-Swimming	115	225	225	0	0	225	225	225
104640	513302	00109	Supplies-Prgm-TBall	0	4,000	4,125	4,124	4,125	4,000	4,000	4,000

GENERAL FUND

<u>Org</u>	<u>Object</u>	<u>Project</u>	<u>Description</u>	<u>2019 Actual</u>	<u>2020 Orig Budg</u>	<u>2020 Rev Budg</u>	<u>2020 YTD Actual</u>	<u>2020 Projected</u>	<u>2021 Requested</u>	<u>2021 Managers</u>	<u>2021 Adopted</u>
104640	513302	00110	Supplies-Prgm-Wrestling	297	300	300	259	259	300	300	300
104640	513302	00112	Supplies-Prgm-Creative Arts	10	3,960	2,160	2,054	2,054	3,960	3,960	3,960
104640	513302	00114	Supplies-Prgm-Babe Ruth League	34,902	39,000	33,875	14,039	14,039	39,000	39,000	39,000
104640	513302	00117	Supplies-Prgm-Youth Football	24,975	22,500	18,500	17,325	17,325	22,500	22,500	22,500
104640	513302	00119	Supplies-Prgm-Cheerleading	1,045	3,000	3,000	2,427	2,428	3,000	3,000	3,000
104640	513302	00140	Supplies-Prgm-Shooting Team	4,202	5,000	5,000	3,538	4,250	5,000	5,000	5,000
104640	513302	00141	Supplies-Prgm-Dance	2,488	3,000	3,000	2,211	2,289	3,000	3,000	3,000
104640	513308	00106	Supplies-Gymnastics Uniforms	0	10,000	10,000	54	55	10,000	10,000	10,000
104640	513308	00141	Supplies-Dance Costumes	25,225	27,500	27,500	18,601	27,500	27,500	27,500	27,500
104640	516100		Shop Overhead	48,216	37,364	37,364	37,364	37,364	33,441	32,120	32,120
104640	519700	00146	Game & Wildlife Commission	9,083	7,875	7,875	9,340	7,875	7,875	7,875	7,875
104640	525000		Training	569	2,550	2,550	1,509	2,000	2,550	2,550	2,550
104640	525000	00141	Training-Dance	0	425	425	40	40	425	425	425
104640	525001		Registration Costs	489	850	850	580	565	850	850	850
104640	525100		Travel	2,963	2,750	2,750	580	1,000	2,750	2,750	2,750
104640	525100	00141	Travel-Dance	708	1,275	1,275	416	416	1,275	1,275	1,275
104640	525200		Dues & Subscriptions	600	850	850	40	600	850	850	850
104640	525400		Insurance & Bonds	106,945	102,161	102,161	102,161	102,161	113,348	113,299	113,299
104640	525700		Miscellaneous	803	850	850	276	750	850	850	850
104640	551500		Adventure Camp/Other Camps	3,500	5,000	5,000	3,709	3,709	5,000	5,000	5,000
104640	551600	00133	Charles Finch Gaddy Endowment	0	10,000	10,000	0	10,000	10,000	10,000	10,000
104640	551606		Special Olympics	2,796	3,000	3,000	1,755	1,756	3,000	3,000	3,000
104640	551644		Manteo Youth Center Activities	4,097	4,000	4,000	3,350	3,500	4,000	4,000	4,000
104640	551700	00122	Senior Center Development	3,542	3,893	3,893	3,439	3,439	3,893	3,893	3,893
104640	888001		PT Custodian Position	0	0	0	0	0	16,148	0	0
Total				2,112,442	2,155,748	2,149,467	1,843,785	1,993,455	2,237,516	2,173,843	2,173,843

Libraries

104645	500200		Salaries	501,089	496,738	511,424	470,414	512,950	513,394	513,394	513,394
104645	500201		Salaries-Part Time	70,558	74,280	74,280	58,968	65,000	74,316	74,316	74,316
104645	500300		FICA	41,732	43,682	44,805	38,727	42,200	44,959	44,959	44,959
104645	500400		Retirement	40,143	45,648	46,973	43,271	47,200	53,428	53,428	53,428
104645	500500		Health Insurance	153,759	151,983	151,983	151,985	151,983	159,324	159,324	159,324
104645	500700		Retiree Health Insurance	880	870	870	870	870	899	899	899
104645	500705		Retiree Health Pre-65	43,524	43,524	43,524	43,524	43,524	27,635	27,635	27,635
104645	510700		Contracted Services	0	2,300	2,300	0	500	2,300	2,300	2,300
104645	510800		Technical Support	3,795	11,346	11,346	11,306	11,306	11,346	11,346	11,346
104645	510900		Professional Services	14,426	13,900	13,900	4,180	10,000	13,900	13,900	13,900

GENERAL FUND

<u>Org</u>	<u>Object</u>	<u>Project</u>	<u>Description</u>	<u>2019 Actual</u>	<u>2020 Orig Budg</u>	<u>2020 Rev Budg</u>	<u>2020 YTD Actual</u>	<u>2020 Projected</u>	<u>2021 Requested</u>	<u>2021 Managers</u>	<u>2021 Adopted</u>
104645	511100		Telephone & Postage	7,979	11,000	11,000	6,640	8,000	11,000	10,000	10,000
104645	511300		Utilities	25,659	24,950	24,950	19,157	22,500	24,950	24,950	24,950
104645	511501		Maint & Repair-Equipment	65	500	500	65	250	500	500	500
104645	511502		Maint & Repair-Building	1,886	2,500	2,500	1,036	2,000	2,500	2,500	2,500
104645	512103		Leases-PC's	9,648	9,650	9,650	9,648	9,648	9,650	9,650	9,650
104645	513300		Supplies	12,680	10,500	10,500	9,552	10,000	10,500	10,500	10,500
104645	513318		Supplies-Library Materials	51,391	58,000	58,000	48,623	55,000	69,000	69,000	69,000
104645	525000		Training	0	1,500	1,500	95	250	1,500	1,500	1,500
104645	525100		Travel	3,698	3,100	3,100	1,671	1,750	3,100	3,100	3,100
104645	525400		Insurance & Bonds	38,483	39,868	39,868	39,868	39,868	42,419	42,401	42,401
Total				1,021,394	1,045,839	1,062,973	959,599	1,034,799	1,076,620	1,075,602	1,075,602

Dare County Center

104659	500200		Salaries	209,701	209,489	214,028	197,746	215,680	214,852	214,852	214,852
104659	500201		Salaries-Part Time	13,713	15,500	15,500	13,508	13,000	15,500	15,500	15,500
104659	500201	00125	Salaries-Part Time	9,290	11,580	11,580	6,300	9,000	11,580	11,580	11,580
104659	500207		Salaries - Overtime Pay	94	0	0	37	50	0	0	0
104659	500300		FICA	16,070	17,212	17,559	15,190	16,580	17,623	17,623	17,623
104659	500300	00125	FICA-Nutrition Site	711	886	886	482	725	886	886	886
104659	500400		Retirement	16,508	18,895	19,305	17,856	19,475	21,957	21,957	21,957
104659	500500		Health Insurance	69,403	69,402	69,402	64,681	69,402	65,329	65,329	65,329
104659	500700		Retiree Health Insurance	362	366	366	366	366	376	376	376
104659	510900		Professional Services	2,352	3,000	3,000	502	1,000	3,000	3,000	3,000
104659	511100		Telephone & Postage	1,195	1,000	1,000	1,084	1,200	1,000	1,000	1,000
104659	511300		Utilities	26,063	21,000	21,000	22,866	24,000	21,000	21,000	21,000
104659	511502		Maint & Repair-Building	1,646	33,400	33,400	20,390	30,000	32,500	6,000	6,000
104659	511503		Maint & Repair-Vehicles	50	600	600	23	125	600	600	600
104659	512102		Copier Program	1,977	2,700	2,700	2,059	1,800	2,700	2,700	2,700
104659	512103		Leases-PC's	455	500	500	327	328	0	0	0
104659	513100		Fuel	888	1,000	1,000	404	600	1,000	1,000	1,000
104659	513300		Supplies	3,770	4,500	4,500	4,195	4,100	4,500	4,500	4,500
104659	513302		Supplies-Fitness	987	1,500	1,500	147	500	1,500	1,500	1,500
104659	513302	00124	Health Promotion Program	1,744	2,000	2,000	0	2,000	1,500	1,500	1,500
104659	513309		Supplies-Activities/Crafts	2,023	2,000	2,000	1,483	1,750	2,000	2,000	2,000
104659	525000		Training	1,237	2,200	2,200	1,249	1,250	2,200	2,200	2,200
104659	525100		Travel	1,843	2,800	2,800	1,671	1,671	2,800	2,800	2,800
104659	525200		Dues & Subscriptions	138	225	225	95	140	225	225	225
104659	525400		Insurance & Bonds	19,670	20,455	20,455	20,455	20,455	22,677	22,668	22,668

GENERAL FUND

<u>Org</u>	<u>Object</u>	<u>Project</u>	<u>Description</u>	<u>2019 Actual</u>	<u>2020 Orig Budg</u>	<u>2020 Rev Budg</u>	<u>2020 YTD Actual</u>	<u>2020 Projected</u>	<u>2021 Requested</u>	<u>2021 Managers</u>	<u>2021 Adopted</u>
104659	525700		Miscellaneous	172	425	425	-1	250	425	425	425
104659	551610		Group Activities	28,821	40,000	41,900	24,686	24,687	40,000	40,000	40,000
104659	551700	00122	Senior Center Development	10,347	10,693	10,693	9,133	10,693	10,600	10,600	10,600
104659	559201		Congregate Nutrition Program	45,714	45,704	45,704	34,278	45,500	45,704	45,704	45,704
Total				486,945	539,032	546,228	461,211	516,327	544,034	517,525	517,525
Thomas A. Baum Senior Center											
104660	500200		Salaries	238,340	238,703	246,593	225,964	246,215	245,316	245,316	245,316
104660	500201		Salaries-Part Time	14,748	15,500	15,500	13,264	13,000	15,500	15,500	15,500
104660	500207		Salaries - Overtime Pay	0	500	505	0	0	507	507	507
104660	500300		FICA	17,749	19,484	20,088	16,712	18,225	19,992	19,992	19,992
104660	500400		Retirement	18,756	21,576	22,288	20,409	22,239	25,124	25,124	25,124
104660	500500		Health Insurance	76,772	74,745	74,745	82,848	74,745	86,847	86,847	86,847
104660	500700		Retiree Health Insurance	413	419	419	419	419	430	430	430
104660	510700		Contracted Services	0	2,000	2,000	450	450	2,000	2,000	2,000
104660	510900		Professional Services	234	1,000	1,000	0	0	1,000	1,000	1,000
104660	511100		Telephone & Postage	528	1,100	1,100	650	750	1,100	1,100	1,100
104660	511300		Utilities	11,137	10,000	10,000	8,402	10,000	10,000	10,000	10,000
104660	511502		Maint & Repair-Building	9,393	0	0	0	0	6,000	6,000	6,000
104660	512101		Leases-Real Property	1	1	1	1	1	1	1	1
104660	512102		Copier Program	2,100	1,900	1,900	2,682	2,250	1,900	1,900	1,900
104660	513300		Supplies	1,642	1,350	1,350	1,271	1,300	1,350	1,350	1,350
104660	513300	00124	Supplies-Senior Health Promo	175	900	900	65	250	900	900	900
104660	513309		Supplies-Activities/Crafts	643	1,350	1,350	448	500	1,350	1,350	1,350
104660	514400	00128	Grant program costs-SHIIP	6,469	8,515	10,835	1,852	10,835	6,500	6,500	6,500
104660	525100		Travel	2,291	3,750	3,750	1,774	1,774	3,750	3,750	3,750
104660	525200		Dues & Subscriptions	242	425	425	233	233	425	425	425
104660	525400		Insurance & Bonds	13,326	14,322	14,322	14,322	14,322	12,626	12,620	12,620
104660	525700		Miscellaneous	125	400	400	0	125	400	400	400
104660	525735		Dinner Theater	0	7,500	7,500	0	0	7,500	7,500	7,500
104660	551605		Senior Games	6,184	11,000	11,000	6,840	6,841	11,000	11,000	11,000
104660	551610		Group Activities	2,330	10,000	10,000	1,097	1,097	10,000	10,000	10,000
104660	551700	00122	Senior Center Development	1,280	4,000	4,000	811	4,000	4,000	4,000	4,000
104660	565054		OAS Donation Expenditures	552	1,100	1,100	0	0	1,100	1,100	1,100
104660	888001		PT Position to FT Position	0	0	0	0	0	38,490	0	0
Total				425,430	451,540	463,071	400,513	429,571	515,108	476,612	476,612
Transportation											
104661	500200		Salaries (G121)	152,915	150,940	154,776	141,833	154,416	151,657	151,657	151,657

GENERAL FUND

<u>Org</u>	<u>Object</u>	<u>Project</u>	<u>Description</u>	<u>2019 Actual</u>	<u>2020 Orig Budg</u>	<u>2020 Rev Budg</u>	<u>2020 YTD Actual</u>	<u>2020 Projected</u>	<u>2021 Requested</u>	<u>2021 Managers</u>	<u>2021 Adopted</u>
104661	500201		Salaries-Part Time	141,434	183,970	183,970	118,808	125,000	183,970	183,970	183,970
104661	500300		FICA (G181)	21,512	25,621	25,915	19,533	21,000	25,676	25,676	25,676
104661	500400		Retirement (G182)	12,040	13,615	13,961	12,827	13,995	15,499	15,499	15,499
104661	500500		Health Insurance (G183)	58,088	58,762	58,762	41,205	58,762	41,954	41,954	41,954
104661	500700		Retiree Health Insurance	261	264	264	264	264	265	265	265
104661	510900		Prof Srvcs-Background Checks	0	750	750	478	250	750	750	750
104661	511100		Telephone & Postage (G321)	3,134	3,775	3,775	3,574	3,500	3,775	3,775	3,775
104661	511100	00300	Telephone & Postage-CTP	0	50	50	0	0	50	50	50
104661	511503		Maint & Repair-Vehicles	19,922	15,000	15,000	8,729	12,500	15,000	15,000	15,000
104661	512102		Copier Program	759	1,300	1,300	1,567	1,500	1,300	1,300	1,300
104661	513100		Fuel	40,237	50,000	50,000	25,212	35,000	50,000	50,000	50,000
104661	513300	00300	Supplies-CTP (G261)	2,313	1,800	1,800	1,904	1,750	1,800	1,800	1,800
104661	516100		Shop Overhead (G481)	43,739	43,922	43,922	43,922	43,922	44,778	43,009	43,009
104661	525000	00300	Training-CTP (G395)	600	850	850	0	0	850	850	850
104661	525100	00300	Travel (G311/G312)	2,000	2,000	2,000	453	454	2,000	2,000	2,000
104661	525200	00300	Dues & Subscription-CTP (G491)	400	400	400	400	400	400	400	400
104661	525400		Insurance & Bonds (G451/G452)	34,141	28,084	28,084	28,084	28,084	21,883	21,874	21,874
104661	525600	00300	Advertising & Promo-CTP (G371)	2,113	2,200	2,200	120	500	2,868	2,868	2,868
104661	537400	00301	C/O-CTP Capital (G548/G565)	190,017	0	0	0	0	130,000	130,000	130,000
104661	560055		Albemarle Commission - ARPO	6,007	6,010	6,010	6,043	6,043	6,080	6,080	6,080
Total				731,632	589,313	593,789	454,956	507,340	700,555	698,777	698,777

Youth Services

104665	500200		Salaries	100,142	100,596	103,478	91,607	99,600	96,268	96,268	96,268
104665	500300		FICA	7,490	7,695	7,915	6,944	7,560	7,364	7,364	7,364
104665	500400		Retirement	7,891	9,073	9,333	8,279	9,050	9,838	9,838	9,838
104665	500500		Health Insurance	32,689	32,688	32,688	16,152	32,688	11,154	11,154	11,154
104665	500700		Retiree Health Insurance	174	176	176	176	176	168	168	168
104665	500705		Retiree Health Pre-65	0	0	0	0	0	8,995	8,995	8,995
104665	510200	00060	Restitution-Juvenile Services	1,636	3,000	2,088	2,088	3,000	3,000	3,000	3,000
104665	510900		Professional Services	232	250	250	232	232	250	250	250
104665	510900	00060	Prof Srvcs-Juvenile Services	58,444	58,840	71,958	68,997	67,500	66,310	66,310	66,310
104665	511100		Telephone & Postage	254	500	500	189	250	500	500	500
104665	512102		Copier Program	441	750	750	566	500	750	750	750
104665	512103		Leases-PC's	455	500	500	327	328	0	0	0
104665	513100		Fuel	102	50	135	22	50	135	135	135
104665	513302		Supplies-Program	1,177	630	630	221	500	630	630	630
104665	513302	00060	Supplies-Juvenile Services	1,628	1,500	1,957	1,956	1,781	2,000	2,000	2,000

GENERAL FUND

<u>Org</u>	<u>Object</u>	<u>Project</u>	<u>Description</u>	<u>2019 Actual</u>	<u>2020 Orig Budg</u>	<u>2020 Rev Budg</u>	<u>2020 YTD Actual</u>	<u>2020 Projected</u>	<u>2021 Requested</u>	<u>2021 Managers</u>	<u>2021 Adopted</u>
104665	525100		Travel	945	1,551	1,551	261	262	1,551	1,551	1,551
104665	525100	00060	Travel-Juvenile Services	1,575	2,000	1,546	1,545	1,546	2,000	2,000	2,000
104665	525200		Dues & Subscriptions	76	85	85	47	48	85	85	85
104665	525400		Insurance & Bonds	4,882	5,025	5,025	5,025	5,025	4,774	4,772	4,772
104665	525402	00060	Insurance-Juvenile Services	513	600	513	513	513	600	600	600
104665	525600		Advertising & Promotion	0	149	149	0	0	149	149	149
104665	525700		Miscellaneous	0	85	0	0	0	0	0	0
104665	551600	00060	Other Services	1,593	0	1,876	1,875	4,000	0	0	0
Total				222,339	225,743	243,103	207,024	234,609	216,521	216,519	216,519

Board of Education

104675	511300		Utilities	1,538	1,700	1,700	1,359	1,600	1,700	1,700	1,700
104675	570001		Local Current Expense-Base	21,769,791	22,533,002	22,533,002	22,533,002	22,533,002	23,230,449	23,230,449	23,230,449
104675	570002		Local Current Expense-New	763,211	697,447	697,447	697,447	697,447	0	0	0
104675	570003		Local Current Expense-SRO & SN	0	1,245,639	1,245,639	0	0	1,244,745	1,244,745	1,244,745
104675	576301		BEd Deferred Maintenance Trnsf	585,981	0	417,358	203,447	417,358	0	0	0
Total				23,120,521	24,477,788	24,895,146	23,435,256	23,649,407	24,476,894	24,476,894	24,476,894

Dare County Campus (COA)

104676	511502		Maint & Repair-Building	0	10,000	10,000	10,383	10,384	10,000	10,000	10,000
104676	525400		Insurance & Bonds	44,563	52,173	52,173	52,173	52,173	59,229	59,203	59,203
104676	525710		Indirect Costs per CAP	0	79,067	79,067	0	0	84,957	84,957	84,957
104676	551620		Scholarships	0	250,000	250,000	250,000	250,000	250,000	250,000	250,000
104676	570001		Local Current Expense	427,578	421,508	421,508	421,508	421,508	427,904	427,904	427,904
Total				472,141	812,748	812,748	734,064	734,065	832,090	832,064	832,064

Recycling

104715	500200		Salaries	315,292	326,553	334,155	275,037	303,000	317,212	317,212	317,212
104715	500300		FICA	23,223	24,981	25,563	20,208	22,250	24,268	24,268	24,268
104715	500400		Retirement	24,809	29,454	30,140	24,839	27,500	32,418	32,418	32,418
104715	500500		Health Insurance	125,795	135,521	135,521	109,994	135,521	118,175	118,175	118,175
104715	500700		Retiree Health Insurance	654	570	570	570	570	557	557	557
104715	500705		Retiree Health Pre-65	11,060	8,581	8,581	8,581	8,581	8,995	8,995	8,995
104715	510900		Professional Services	41,227	40,000	40,000	9,260	25,000	40,000	40,000	40,000
104715	511100		Telephone & Postage	3,407	3,500	3,500	3,016	3,400	3,500	3,500	3,500
104715	511300		Utilities	2,303	2,500	2,500	1,841	2,300	2,500	2,500	2,500
104715	511501		Maint & Repair-Equipment	8,749	10,000	10,000	3,068	8,500	10,000	10,000	10,000
104715	511503		Maint & Repair-Vehicles	22,292	22,500	22,500	8,726	17,500	22,500	22,500	22,500
104715	513100		Fuel	25,214	45,000	45,000	21,271	25,000	45,000	39,150	39,150

GENERAL FUND

<u>Org</u>	<u>Object</u>	<u>Project</u>	<u>Description</u>	<u>2019 Actual</u>	<u>2020 Orig Budg</u>	<u>2020 Rev Budg</u>	<u>2020 YTD Actual</u>	<u>2020 Projected</u>	<u>2021 Requested</u>	<u>2021 Managers</u>	<u>2021 Adopted</u>
104715	513300		Supplies	4,958	24,500	24,500	5,345	17,500	24,500	24,500	24,500
104715	513600		Uniforms	1,077	4,595	4,595	1,409	3,500	4,595	2,575	2,575
104715	515500		Container Purchases	44,826	45,332	65,989	60,384	65,989	45,332	45,332	45,332
104715	516100		Shop Overhead	74,636	83,498	83,498	83,498	83,498	93,879	90,170	90,170
104715	516500		Tire Disposal Fees	29,610	52,000	52,875	28,014	35,000	52,000	52,000	52,000
104715	525400		Insurance & Bonds	61,722	53,628	53,628	53,628	53,628	48,417	48,396	48,396
104715	525600		Advertising & Promotion	2,520	2,500	2,500	0	0	2,500	2,500	2,500
104715	527015		Electronics Management Program	13,178	30,000	30,000	0	15,000	30,000	30,000	30,000
Total				836,551	945,213	975,615	718,690	853,237	926,348	914,748	914,748
Solid Waste Management											
104717	500200		Salaries	168,572	168,236	174,280	161,496	175,850	174,951	174,951	174,951
104717	500300		FICA	12,120	12,870	13,332	11,629	12,675	13,385	13,385	13,385
104717	500400		Retirement	13,267	15,175	15,720	14,584	15,880	17,880	17,880	17,880
104717	500500		Health Insurance	62,839	62,837	62,837	62,839	62,837	65,872	65,872	65,872
104717	500700		Retiree Health Insurance	477	294	294	294	294	306	306	306
104717	500705		Retiree Health Pre-65	74,846	72,176	72,176	72,176	72,176	56,351	56,351	56,351
104717	510700		Contracted Services	525	1,250	1,250	0	500	0	0	0
104717	510900		Professional Services	44,400	0	9,280	9,280	9,280	20,000	0	0
104717	511100		Telephone & Postage	2,024	2,500	2,495	1,427	2,000	2,500	2,500	2,500
104717	511300		Utilities	6,175	7,000	7,000	5,061	6,250	7,000	7,000	7,000
104717	511501		Maint & Repair-Equipment	1,375	1,500	1,500	0	1,250	1,500	1,500	1,500
104717	511503		Maint & Repair-Vehicles	660	1,250	1,250	1,186	1,250	1,250	1,250	1,250
104717	512103		Leases-PC's	455	500	500	327	328	0	0	0
104717	513100		Fuel	830	1,200	1,200	1	250	1,200	1,200	1,200
104717	513300		Supplies	1,908	2,500	2,500	1,486	2,000	2,500	2,500	2,500
104717	516100		Shop Overhead	3,156	3,431	3,431	3,431	3,431	0	0	0
104717	525000		Training	1,050	2,500	2,500	275	2,225	2,500	2,500	2,500
104717	525100		Travel	2,069	4,000	4,000	599	599	4,000	4,000	4,000
104717	525400		Insurance & Bonds	13,774	9,912	9,912	9,912	9,912	7,332	7,329	7,329
104717	525600		Advertising & Promotion	0	5,500	5,505	5,505	5,505	5,500	5,500	5,500
104717	525700		Miscellaneous	982	1,000	1,000	0	500	1,000	1,000	1,000
Total				411,505	375,631	391,962	361,508	384,992	385,027	365,024	365,024
Landfill Dirt Pit											
104735	500200		Salaries	33,845	33,845	34,251	31,617	34,516	34,383	34,383	34,383
104735	500300		FICA	2,349	2,589	2,620	2,212	2,415	2,630	2,630	2,630
104735	500400		Retirement	2,676	3,053	3,090	2,882	3,148	3,514	3,514	3,514
104735	500500		Health Insurance	18,742	18,741	18,741	18,742	18,741	19,646	19,646	19,646

GENERAL FUND

<u>Org</u>	<u>Object</u>	<u>Project</u>	<u>Description</u>	<u>2019 Actual</u>	<u>2020 Orig Budg</u>	<u>2020 Rev Budg</u>	<u>2020 YTD Actual</u>	<u>2020 Projected</u>	<u>2021 Requested</u>	<u>2021 Managers</u>	<u>2021 Adopted</u>
104735	500700		Retiree Health Insurance	59	59	59	59	59	60	60	60
104735	511100		Telephone & Postage	325	500	500	346	350	500	500	500
104735	511300		Utilities	0	0	7,500	4,866	5,500	7,500	7,500	7,500
104735	511501		Maint & Repair-Equipment	25,307	12,500	14,200	6,812	12,500	12,500	12,500	12,500
104735	511503		Maint & Repair-Vehicles	2,364	4,000	2,300	2,145	2,275	4,000	4,000	4,000
104735	513100		Fuel	1,063	15,000	7,500	270	2,000	7,500	7,500	7,500
104735	513300		Supplies	693	1,325	1,325	284	750	1,325	1,000	1,000
104735	513600		Uniforms	250	700	700	0	250	700	700	700
104735	516100		Shop Overhead	9,687	6,100	6,100	6,100	6,100	0	0	0
104735	525400		Insurance & Bonds	3,399	5,518	5,518	5,518	5,518	4,511	4,509	4,509
104735	525700		Miscellaneous	587	2,000	2,000	1,250	1,750	2,000	2,000	2,000
Total				101,347	105,930	106,404	83,103	95,872	100,769	100,442	100,442
Rubble Transfer / Transport											
104737	500200		Salaries	236,558	250,226	256,578	213,646	235,000	257,566	257,566	257,566
104737	500300		FICA	16,913	19,142	19,628	15,275	16,800	19,703	19,703	19,703
104737	500400		Retirement	18,635	22,570	23,143	19,318	21,215	26,323	26,323	26,323
104737	500500		Health Insurance	94,069	90,682	90,682	79,201	90,682	95,062	95,062	95,062
104737	500700		Retiree Health Insurance	528	438	438	438	438	450	450	450
104737	500705		Retiree Health Pre-65	15,114	15,114	15,114	15,114	15,114	15,173	15,173	15,173
104737	510900		Professional Services	38,560	59,000	66,830	64,613	64,500	77,000	59,000	59,000
104737	511100		Telephone & Postage	5,554	5,964	5,089	4,336	5,000	5,964	5,964	5,964
104737	511300		Utilities	13,589	17,520	14,420	11,326	14,000	17,520	17,520	17,520
104737	511501		Maint & Repair-Equipment	2,290	5,000	23,375	4,567	20,000	5,000	5,000	5,000
104737	511502		Maint & Repair-Building	0	15,000	15,000	7,640	9,000	15,000	15,000	15,000
104737	511503		Maint & Repair-Vehicles	37,875	30,000	40,800	39,336	40,000	30,000	30,000	30,000
104737	511507		Maint & Repair-Rubble St Cover	0	2,000	0	0	0	2,000	1,500	1,500
104737	513100		Fuel	82,344	72,000	56,300	44,380	50,000	72,000	72,000	72,000
104737	513300		Supplies	7,596	7,060	5,060	4,000	5,000	7,060	7,060	7,060
104737	513600		Uniforms	292	3,960	960	344	950	3,960	3,000	3,000
104737	516100		Shop Overhead	66,416	89,598	89,598	89,598	89,598	80,258	77,087	77,087
104737	525400		Insurance & Bonds	20,691	17,974	17,974	17,974	17,974	18,384	18,376	18,376
104737	525700		Miscellaneous	359	425	425	183	250	425	425	425
Total				657,384	723,673	741,414	631,289	695,521	748,848	726,209	726,209
Wastewater Treatment											
104740	510900		Professional Services	19,219	14,000	14,000	10,910	13,500	14,000	14,000	14,000
104740	511100		Telephone & Postage	338	1,233	1,233	285	500	833	833	833
104740	511300		Utilities	4,272	4,500	4,500	3,438	4,300	4,500	4,500	4,500

GENERAL FUND

<u>Org</u>	<u>Object</u>	<u>Project</u>	<u>Description</u>	2019 <u>Actual</u>	2020 <u>Orig Budg</u>	2020 <u>Rev Budg</u>	2020 <u>YTD Actual</u>	2020 <u>Projected</u>	2021 <u>Requested</u>	2021 <u>Managers</u>	2021 <u>Adopted</u>
104740	511501		Maint & Repair-Equipment	16,864	18,900	18,900	6,406	17,500	18,750	18,750	18,750
104740	511502		Maint & Repair-Building	0	24,200	24,200	9,384	15,000	24,200	24,200	24,200
104740	511503		Maint & Repair-Vehicles	-308	600	600	1,569	1,659	1,000	1,000	1,000
104740	513100		Fuel	1,172	1,900	1,900	695	11,000	1,900	1,900	1,900
104740	513300		Supplies	2,945	2,790	2,790	2,667	2,780	2,790	2,790	2,790
104740	513600		Uniforms	705	250	250	222	222	400	400	400
104740	525000		Training	397	425	425	0	0	425	425	425
104740	525100		Travel	0	425	425	0	0	425	425	425
104740	525400		Insurance & Bonds	0	0	0	0	0	497	497	497
104740	525700		Miscellaneous	324	425	425	296	250	425	425	425
Total				45,928	69,648	69,648	35,872	66,711	70,145	70,145	70,145
Mosquito Control											
104750	500200		Salaries	86,966	86,966	89,684	81,142	88,450	88,333	88,333	88,333
104750	500201		Salaries-Part Time	36,048	45,000	45,000	29,657	42,500	45,000	45,000	45,000
104750	500300		FICA	8,831	10,096	10,304	8,057	9,050	10,200	10,200	10,200
104750	500400		Retirement	6,847	7,845	8,090	7,330	7,990	9,027	9,027	9,027
104750	500500		Health Insurance	33,707	33,706	33,706	32,057	33,706	34,267	34,267	34,267
104750	500700		Retiree Health Insurance	150	152	152	152	152	140	140	140
104750	511100		Telephone & Postage	1,156	1,000	1,600	1,305	1,400	1,000	1,000	1,000
104750	511300		Utilities	5,512	3,240	5,190	4,778	5,250	3,240	3,240	3,240
104750	511501		Maint & Repair-Equipment	1,234	3,500	3,500	2,515	3,000	3,500	3,500	3,500
104750	511503		Maint & Repair-Vehicles	21,078	15,000	15,000	18,107	18,108	15,000	15,000	15,000
104750	512102		Copier Program	41	250	250	256	275	250	250	250
104750	513100		Fuel	16,197	20,000	20,000	8,755	15,000	20,000	18,000	18,000
104750	513300		Supplies	106,214	150,000	130,775	91,032	110,000	150,000	145,000	145,000
104750	513600		Uniforms	823	1,000	1,175	1,148	1,003	1,000	1,000	1,000
104750	516100		Shop Overhead	56,876	45,447	45,447	45,447	45,447	43,962	42,226	42,226
104750	525000		Training	120	850	850	492	492	850	850	850
104750	525100		Travel	583	1,275	1,275	0	0	1,275	1,275	1,275
104750	525400		Insurance & Bonds	26,470	22,432	22,432	22,432	22,432	21,335	21,326	21,326
104750	525700		Miscellaneous	938	1,000	1,000	705	900	1,000	1,000	1,000
Total				409,790	448,759	435,430	355,366	405,155	449,379	440,634	440,634
Soil & Water											
104760	500200	00760	Salaries-Tech Asst	37,099	50,480	51,761	34,651	47,500	41,794	41,794	41,794
104760	500300	00760	FICA-Tech Asst	2,560	3,861	3,959	2,414	3,300	3,197	3,197	3,197
104760	500400	00760	Retirement-Tech Asst	2,919	4,553	4,669	3,128	4,275	4,271	4,271	4,271
104760	500500	00760	Health Insurance-Tech Asst	7,751	10,640	10,640	6,853	10,640	19,646	19,646	19,646

GENERAL FUND

<u>Org</u>	<u>Object</u>	<u>Project</u>	<u>Description</u>	<u>2019 Actual</u>	<u>2020 Orig Budg</u>	<u>2020 Rev Budg</u>	<u>2020 YTD Actual</u>	<u>2020 Projected</u>	<u>2021 Requested</u>	<u>2021 Managers</u>	<u>2021 Adopted</u>
104760	500700	00760	Retiree Health Insurance	65	88	88	88	88	73	73	73
104760	510700		Contracted Svcs-Aquatic Weed	440	2,500	2,500	859	2,000	2,500	1,000	1,000
104760	510900		Professional Services	0	1,810	1,810	0	1,500	1,810	1,810	1,810
104760	511100		Telephone & Postage	2	1,050	1,050	19	50	220	220	220
104760	511503		Maint & Repair-Vehicles	0	500	500	284	400	500	500	500
104760	513100		Fuel	0	1,000	1,000	298	450	1,000	1,000	1,000
104760	513300	00760	Supplies-Tech Asst	2,802	2,640	2,640	854	2,000	3,470	3,470	3,470
104760	525100		Travel	0	2,500	2,500	601	602	2,500	2,500	2,500
104760	525200		Dues & Subscriptions	0	250	250	300	300	250	250	250
104760	525400		Insurance & Bonds	0	0	0	0	0	1,146	1,145	1,145
104760	525700		Miscellaneous	0	250	250	250	250	250	250	250
104760	560006		Soil and Water Conservation	2,920	0	1,100	473	1,100	0	0	0
Total				56,558	82,122	84,717	51,070	74,455	82,627	81,126	81,126
DC Airport Authority											
104785	501000		Salary Adjustment-COLA	0	5,542	5,542	0	0	0	0	0
104785	501050		Salary Adjustment-Merit	0	5,773	5,773	0	0	5,574	0	0
104785	516100		Shop Overhead	10,128	11,286	11,286	11,286	11,286	8,075	7,756	7,756
104785	525400		Insurance & Bonds	51,174	59,910	59,910	59,910	59,910	59,365	59,340	59,340
104785	525710		Indirect Costs per CAP	108,984	112,590	112,590	112,590	112,590	116,220	116,220	116,220
104785	559004		Allotment-DC Airport Authority	635,405	669,276	669,276	669,276	669,276	622,776	622,776	622,776
Total				805,691	864,377	864,377	853,062	853,062	812,010	806,092	806,092
Transfers to Other Funds											
104925	591100		Transfer to Cap Invest Fund	0	10,426,273	13,863,377	13,863,377	13,863,377	10,426,273	8,478,978	8,478,978
104925	592500	00610	Trf to Inlet Maintenance	100,000	200,000	200,000	200,000	200,000	210,000	210,000	210,000
Total				100,000	10,626,273	14,063,377	14,063,377	14,063,377	10,636,273	8,688,978	8,688,978
TOTAL EXPENDITURES				89,435,849	108,736,119	113,366,191	101,524,509	108,239,997	112,576,409	107,076,589	107,076,589

CAPITAL INVESTMENT FUND

<u>Org</u>	<u>Object</u>	<u>Project</u>	<u>Description</u>	<u>2019 Actual</u>	<u>2020 Orig Budg</u>	<u>2020 Rev Budg</u>	<u>2020 YTD Actual</u>	<u>2020 Projected</u>	<u>2021 Requested</u>	<u>2021 Managers</u>	<u>2021 Adopted</u>
REVENUES											
113015	405002		1/2% SlsTax A42 Restricted60%	0	-3,585,727	-3,585,727	-2,364,292	-3,339,209	-3,503,774	-3,503,774	-3,503,774
113015	405003		1/2% SlsTax A40 Restricted 30%	0	-906,437	-906,437	-601,054	-851,991	-889,077	-889,077	-889,077
113015	407000		Realty Transfer Tax	0	-7,429,159	-7,156,329	-6,843,836	-7,097,630	-5,287,132	-5,309,861	-5,309,861
113015	407100		Tax Distributions to Towns	0	2,600,206	2,504,715	2,040,339	2,484,171	1,850,496	1,858,451	1,858,451
113025	422005		Lottery Money	0	-300,000	-300,000	0	-325,000	-350,000	-350,000	-350,000
113090	470100		Proceeds Lease Purchases	0	-1,497,384	-1,497,384	-1,497,384	-1,497,384	-1,613,483	0	0
113090	491000		Transfer from General Fund	0	-10,426,273	-13,863,377	-13,863,377	-10,426,273	-10,426,273	-8,478,978	-8,478,978
TOTAL REVENUES				0	-21,544,774	-24,804,539	-23,129,604	-21,053,316	-20,219,243	-16,673,239	-16,673,239
EXPENDITURES											
114427	537400		Capital Outlay	0	30,300	30,300	29,676	29,676	0	0	0
114445	537400		Capital Outlay	0	0	0	0	0	42,000	0	0
114445	537450		Capital Outlay paygo	0	170,000	120,000	106,618	170,000	70,000	22,000	22,000
114451	537400		Capital Outlay	0	26,750	26,750	26,419	26,420	0	0	0
114470	537400		Capital Outlay	0	28,939	28,939	28,939	28,939	30,439	0	0
114470	537450		Capital Outlay paygo	0	73,832	80,520	80,520	80,520	284,557	0	0
114470	737438		FY2021 CIP Dialysis HVAC	0	0	0	0	0	0	9,579	9,579
114472	537400		Capital Outlay	0	29,223	29,223	29,094	29,223	81,000	0	0
114472	537450		Capital Outlay paygo	0	16,500	16,500	14,900	16,500	24,000	0	0
114490	550000		Contingency	0	0	3,016	0	0	25,000	10,000	10,000
114490	555009		Reserved for CIF Plan	0	3,142,436	469,819	0	0	1,938,064	890,029	890,029
114495	548100		DS LP Undistributed	0	135,151	0	0	0	145,631	0	0
114495	548134		DS Prin LP BanC Veh 2017	0	237,640	237,640	237,640	237,640	0	0	0
114495	548135		DS Prin LP BanC CIPa2017	0	73,002	73,002	73,002	73,002	55,562	55,562	55,562
114495	548136		DS Prin LP BanC CIPb2017	0	209,905	209,905	209,904	209,905	213,674	213,674	213,674
114495	548137		DS Prin IF COPF Veh 2018	0	488,524	488,524	488,524	488,524	374,402	374,402	374,402
114495	548138		DS Prin LP CIP2019	0	309,704	309,704	309,704	309,704	318,233	318,233	318,233
114495	548139		DS Prin LP BofA Veh 2019	0	500,002	500,002	498,713	500,002	512,206	512,206	512,206
114495	548140		DS Prin LP BofA Veh 2020	0	0	122,118	122,117	122,118	493,271	493,271	493,271
114495	548204		DS Prin IF 2010 ECSys	0	777,520	777,520	777,520	777,520	777,520	777,520	777,520
114495	548205		DS Prin LOBs 2015	0	40,000	0	0	40,000	40,000	0	0
114495	548206	98990	DS Prin LOBs 2016B DCS	0	100,000	100,000	100,000	100,000	100,000	100,000	100,000

CAPITAL INVESTMENT FUND

<u>Org</u>	<u>Object</u>	<u>Project</u>	<u>Description</u>	<u>2019 Actual</u>	<u>2020 Orig Budg</u>	<u>2020 Rev Budg</u>	<u>2020 YTD Actual</u>	<u>2020 Projected</u>	<u>2021 Requested</u>	<u>2021 Managers</u>	<u>2021 Adopted</u>
114495	548208	98990	DS Prin LOBs 2018 DCS	0	120,000	120,000	120,000	120,000	120,000	120,000	120,000
114495	548310		DS Prin LOBs S2012	0	1,014,648	1,014,648	1,014,648	1,014,648	1,055,000	1,055,000	1,055,000
114495	548310	98990	DS Prin LOBs S2012 DCS	0	2,140,352	2,140,352	2,140,352	2,140,352	2,115,000	2,115,000	2,115,000
114495	548311		DS Prin LOBs 2012C	0	685,000	685,000	685,000	685,000	700,000	700,000	700,000
114495	548312		DS Prin LOBs 2012 D	0	148,730	148,730	148,730	148,730	146,996	146,996	146,996
114495	548312	98990	DS Prin LOBs 2012D DCS	0	1,644,614	1,644,614	1,644,614	1,644,614	1,625,446	1,625,446	1,625,446
114495	548312	98992	DS Prin LOBs 2012D COA	0	351,656	351,656	351,656	351,656	347,558	347,558	347,558
114495	548313	98990	DS Prin LOBs 2013 DCS	0	2,865,000	2,865,000	2,865,000	2,865,000	2,825,000	2,825,000	2,825,000
114495	548314	98990	DS Prin LOBs 2014 DCS	0	205,000	205,000	205,000	205,000	205,000	205,000	205,000
114495	548315		DS Prin LOBs 2016A	0	1,145,000	1,145,000	1,145,000	1,145,000	1,150,000	1,150,000	1,150,000
114495	548316		DS Prin LOBs 2020A	0	0	0	0	0	0	19,369	19,369
114495	548316	98990	DS Prin LOBs 2020A	0	0	0	0	0	0	64,676	64,676
114495	548316	98992	DS Prin LOBs 2020A	0	0	0	0	0	0	10,955	10,955
114495	549134		DS Int LP BanC Veh 2017	0	1,896	1,896	1,895	1,896	0	0	0
114495	549135		DS Int LP BanC CIPa2017	0	1,706	1,706	1,706	1,706	469	469	469
114495	549136		DS Int LP BanC CIPb2017	0	8,574	8,574	8,574	8,574	4,805	4,805	4,805
114495	549137		DS Int IF COPF Veh 2018	0	16,881	16,881	16,881	16,881	4,653	4,653	4,653
114495	549138		DS Int LP CIP2019	0	25,148	25,148	25,148	25,148	16,619	16,619	16,619
114495	549139		DS Int LP BofA Veh 2019	0	30,739	30,739	31,474	30,739	18,014	18,014	18,014
114495	549140		DS Int LP BofA Veh 2020	0	0	5,864	5,863	5,864	18,653	18,653	18,653
114495	549204		DS Int IF 2010 ECSys	0	20,061	20,061	20,060	20,061	6,687	6,687	6,687
114495	549205		DS Int LOBs 2015	0	94,031	47,015	47,016	94,031	92,967	0	0
114495	549206	98990	DS Int LOBs 2016B DCS	0	7,384	7,384	7,384	7,384	5,764	5,764	5,764
114495	549208	98990	DS Int LOBs 2018 DCS	0	12,683	12,683	12,683	12,683	9,479	9,479	9,479
114495	549310		DS Int LOBs S2012	0	48,336	93,336	93,336	48,336	52,750	52,750	52,750
114495	549310	98990	DS Int LOBs S2012 DCS	0	379,364	379,364	379,364	379,364	293,750	293,750	293,750
114495	549311		DS Int LOBs 2012C	0	126,138	126,138	126,138	126,138	112,438	112,438	112,438
114495	549312		DS Int LOBs 2012D	0	69,865	44,521	44,522	69,865	63,915	13,230	13,230
114495	549312	98990	DS Int LOBs 2012D DCS	0	772,547	492,311	492,311	772,547	706,763	146,290	146,290
114495	549312	98992	DS Int LOBs 2012D COA	0	165,188	105,268	105,267	165,188	151,122	31,280	31,280
114495	549313	98990	DS Int LOBs 2013 DCS	0	792,700	722,075	722,075	792,700	678,100	536,850	536,850
114495	549314	98990	DS Int LOBs 2014 DCS	0	75,476	75,476	75,476	75,476	68,608	68,608	68,608

CAPITAL INVESTMENT FUND

<u>Org</u>	<u>Object</u>	<u>Project</u>	<u>Description</u>	<u>2019 Actual</u>	<u>2020 Orig Budg</u>	<u>2020 Rev Budg</u>	<u>2020 YTD Actual</u>	<u>2020 Projected</u>	<u>2021 Requested</u>	<u>2021 Managers</u>	<u>2021 Adopted</u>
114495	549315		DS Int LOBs 2016A	0	378,450	378,450	378,450	378,450	321,200	321,200	321,200
114495	549316		DS Int LOBs 2020A	0	0	3,038	3,037	0	0	60,746	60,746
114495	549316	98990	DS Int LOBs 2020A	0	0	10,142	10,142	0	0	202,840	202,840
114495	549316	98992	DS Int LOBs 2020A	0	0	1,718	1,718	0	0	34,356	34,356
114510	537400		Capital Outlay	0	390,000	390,000	358,275	390,000	390,000	0	0
114510	537450		Capital Outlay paygo	0	54,590	56,280	56,279	56,280	0	0	0
114531	537400		Capital Outlay	0	779,300	779,300	760,885	779,300	855,044	0	0
114531	537450		Capital Outlay paygo	0	0	0	0	0	34,956	0	0
114531	550014		Reserved DMF Major Maint	0	0	150,000	0	150,000	184,109	0	0
114535	537450		Capital Outlay paygo	0	0	0	0	0	45,000	0	0
114542	537400		Capital Outlay	0	0	0	0	0	55,000	0	0
114560	537400		Capital Outlay	0	30,300	30,300	0	27,646	0	0	0
114575	537400		Capital Outlay	0	33,472	33,472	33,472	33,472	0	0	0
114600	537400		Capital Outlay	0	24,000	24,000	24,000	24,000	25,000	0	0
114610	537400		Capital Outlay	0	72,000	72,000	69,469	72,000	110,000	0	0
114640	537400		Capital Outlay	0	29,100	29,100	28,187	28,188	0	0	0
114640	537450		Capital Outlay paygo	0	31,940	30,846	30,845	30,846	47,642	0	0
114645	537450		Capital Outlay paygo	0	5,177	4,689	4,688	4,689	5,177	0	0
114675	570101		Local Capital Outlay-Base	0	300,000	0	0	0	0	0	0
114675	737438	98420	FY2021 CIP DCS LCO	0	0	0	0	0	0	150,000	150,000
114675	737438	98430	FY2021 CIP DCS	0	0	0	0	0	0	145,000	145,000
114737	737438		FY2021 CIP SWTS	0	0	0	0	0	0	196,632	196,632
114740	737438		FY2021 CIP COA Lift St	0	0	0	0	0	0	60,650	60,650
114750	537400		Capital Outlay	0	24,000	24,000	23,592	24,000	25,000	0	0
114750	537450		Capital Outlay paygo	0	34,300	33,674	33,673	33,674	0	0	0
114925	596100		Trf to Capital Projects Fund	0	0	1,166,504	1,166,504	1,166,504	0	0	0
114925	596300	98420	Tfr-Sch Cap Projects	0	0	715,000	715,000	715,000	0	0	0
114925	596300	98430	Tfr-Sch Cap Projects	0	0	1,275,000	1,275,000	1,275,000	0	0	0
TOTAL EXPENDITURES				0	21,544,774	21,367,435	20,643,677	21,403,323	20,219,243	16,673,239	16,673,239

DISASTER RECOVERY FUND

<u>Org</u>	<u>Object</u>	<u>Project</u>	<u>Description</u>	<u>2019 Actual</u>	<u>2020 Orig Budg</u>	<u>2020 Rev Budg</u>	<u>2020 YTD Actual</u>	<u>2020 Projected</u>	<u>2021 Requested</u>	<u>2021 Managers</u>	<u>2021 Adopted</u>
REVENUES											
123025	422225		St.& Federal Aid-F.E.M.A.	0	0	-2,404,175	-9,798	-2,404,175	0	0	0
123040	450100		Interest Income	0	-5,000	-5,000	-4,516	-5,000	-2,500	-2,500	-2,500
123050	445400		Property Liability & W Comp	0	0	-340,729	-326,761	-340,729	0	0	0
123050	460100		Miscellaneous Revenue	0	0	0	-10,815	-10,815	0	0	0
123090	499900		Appropriated Fund Bal	0	-123,619	-183,426	0	0	-107,600	-107,600	-107,600
TOTAL REVENUES				0	-128,619	-2,933,330	-351,889	-2,760,719	-110,100	-110,100	-110,100
EXPENDITURES											
124490	510801		Tyler TCM Disaster Recovery	0	9,619	9,619	9,618	9,619	10,100	10,100	10,100
124490	550000		Emergency Operations	0	100,000	0	0	0	100,000	100,000	100,000
124490	560086	28017	Matthew 2016-Insurance	0	0	19,913	19,913	19,914	0	0	0
124490	560092	28017	Michael 2018-Hatteras Med Ctr	0	19,000	19,000	0	0	0	0	0
124490	560093	28010	Dorian 2019 CatA Cntrct Not El	0	0	78,747	78,746	78,747	0	0	0
124490	560093	28011	Dorian 2019-Damage Assessment	0	0	35	34	35	0	0	0
124490	560093	28012	Dorian 2019-Debris self Elig	0	0	1,403	1,403	1,403	0	0	0
124490	560093	28014	Dorian 2019-Debris self NE	0	0	30,953	30,953	31,168	0	0	0
124490	560093	28015	Dorian 2019-Debris	0	0	2,262,992	2,258,992	2,262,992	0	0	0
124490	560093	28016	Dorian 2019-Emer Prot Measures	0	0	89,394	16,137	89,394	0	0	0
124490	560093	28017	Dorian 2019-Insurance	0	0	356,274	339,638	356,274	0	0	0
124490	560093	28038	Dorian 2019-Storm Time	0	0	0	73,257	0	0	0	0
124490	560094	28060	B-EPM COVID-19 2020 Master	0	0	65,000	15,333	100,000	0	0	0
124490	560094	28061	C19 EOC & Call Center	0	0	0	7,843	0	0	0	0
124490	560094	28062	C19 LE 7 Checkpoints	0	0	0	2,072	0	0	0	0
124490	560094	28063	C19 Public Health	0	0	0	4,427	0	0	0	0
124490	560094	28065	C19 Public Facilities	0	0	0	76,245	0	0	0	0
TOTAL EXPENDITURES				0	128,619	2,933,330	2,934,609	2,949,546	110,100	110,100	110,100

LEOSSA FUND

<u>Org</u>	<u>Object</u>	<u>Project</u>	<u>Description</u>	<u>2019 Actual</u>	<u>2020 Orig Budg</u>	<u>2020 Rev Budg</u>	<u>2020 YTD Actual</u>	<u>2020 Projected</u>	<u>2021 Requested</u>	<u>2021 Managers</u>	<u>2021 Adopted</u>
REVENUES											
133510	475500		Trnf-LEO Special Sep Allow	0	-176,000	-197,600	-197,600	-176,000	-210,000	-210,000	-210,000
			TOTAL REVENUES	0	-176,000	-197,600	-197,600	-176,000	-210,000	-210,000	-210,000
EXPENDITURES											
134510	500200		Salaries-LEOSSA	0	163,500	184,100	174,401	195,000	195,000	195,000	195,000
134510	500300		FICA - LEOSSA	0	12,500	13,500	13,341	14,925	15,000	15,000	15,000
			TOTAL EXPENDITURES	0	176,000	197,600	187,743	209,925	210,000	210,000	210,000

C&D LANDFILL FUND

<u>Org</u>	<u>Object</u>	<u>Project</u>	<u>Description</u>	<u>2019 Actual</u>	<u>2020 Orig Budg</u>	<u>2020 Rev Budg</u>	<u>2020 YTD Actual</u>	<u>2020 Projected</u>	<u>2021 Requested</u>	<u>2021 Managers</u>	<u>2021 Adopted</u>
REVENUES											
203730	430050		C&D Landfill Tipping Fees	-934,576	-890,000	-890,000	-663,357	-675,000	-675,000	-675,000	-675,000
203730	450100		Interest Income	-43,464	-32,000	-32,000	-22,463	-20,000	-10,000	-10,000	-10,000
203730	499900		Appropriated Fund Bal	0	-29,219	-29,219	0	0	-318,323	-307,848	-307,848
TOTAL REVENUES				-978,040	-951,219	-951,219	-685,820	-695,000	-1,003,323	-992,848	-992,848
EXPENDITURES											
204730	500200		Salaries	258,902	312,324	316,746	241,979	261,835	298,571	298,571	298,571
204730	500300		FICA	18,523	23,892	24,230	17,297	18,750	22,842	22,842	22,842
204730	500400		Retirement	20,429	28,172	28,570	21,903	23,750	30,513	30,513	30,513
204730	500500		Health Insurance	110,873	140,108	140,108	102,207	140,108	131,692	131,692	131,692
204730	500700		Retiree Health Insurance	493	547	547	547	547	524	524	524
204730	500701		Retiree Medicare Supplemental	30,950	30,950	30,950	30,950	30,950	34,005	34,005	34,005
204730	500705		Retiree Health Pre-65	53,968	43,524	43,524	43,524	43,524	73,260	73,260	73,260
204730	500900		Longevity	6,174	6,435	6,435	5,705	6,434	4,526	4,526	4,526
204730	501000		Salary Adjustment-COLA	0	4,370	0	0	0	0	0	0
204730	501050		Salary Adjustment-Merit	0	4,552	3,764	0	0	4,400	0	0
204730	510900		Professional Services	23,569	47,500	41,700	21,587	35,000	107,500	107,500	107,500
204730	510941		OH per Cost Allocation Plan	42,270	55,037	55,037	55,037	55,037	55,631	55,631	55,631
204730	511100		Telephone & Postage	684	1,700	830	744	1,100	1,700	1,500	1,500
204730	511300		Utilities	9,391	7,000	7,900	6,788	9,000	7,000	7,500	7,500
204730	511501		Maint & Repair-Equipment	12,222	27,500	25,700	16,454	25,000	27,500	25,000	25,000
204730	511503		Maint & Repair-Vehicles	17,199	20,000	10,300	9,013	19,000	20,000	20,000	20,000
204730	511506		M & R-C&D Landfill Cover	0	5,000	0	0	4,500	5,000	5,000	5,000
204730	511509		Maint & Repair-Heavy Equipment	29,069	35,000	67,970	17,240	32,500	35,000	35,000	35,000
204730	511900		Credit Card Acceptance Fees	1,655	1,400	2,800	2,962	2,750	1,400	2,500	2,500
204730	513100		Fuel	56,342	55,000	47,000	45,120	52,500	55,000	55,000	55,000
204730	513300		Supplies	1,472	1,500	1,500	1,302	1,475	4,700	1,500	1,500
204730	513600		Uniforms	2,012	3,940	1,740	1,735	2,135	3,940	3,750	3,750
204730	516100		Shop Overhead	49,317	56,428	56,428	56,428	56,428	39,721	38,152	38,152
204730	525000		Training	1,370	1,000	100	100	500	1,000	1,000	1,000
204730	525100		Travel	1,289	1,000	500	469	500	1,000	1,000	1,000
204730	525400		Insurance & Bonds	40,863	36,840	36,840	36,840	36,840	36,398	36,382	36,382

C&D LANDFILL FUND

<u>Org</u>	<u>Object</u>	<u>Project</u>	<u>Description</u>	<u>2019 Actual</u>	<u>2020 Orig Budg</u>	<u>2020 Rev Budg</u>	<u>2020 YTD Actual</u>	<u>2020 Projected</u>	<u>2021 Requested</u>	<u>2021 Managers</u>	<u>2021 Adopted</u>
204730	525700		Miscellaneous	383	500	0	0	400	500	500	500
			TOTAL EXPENDITURES	789,420	951,219	951,219	735,932	860,563	1,003,323	992,848	992,848

EMERGENCY TELEPHONE SYSTEM FUND

<u>Org</u>	<u>Object</u>	<u>Project</u>	<u>Description</u>	<u>2019 Actual</u>	<u>2020 Orig Budg</u>	<u>2020 Rev Budg</u>	<u>2020 YTD Actual</u>	<u>2020 Projected</u>	<u>2021 Requested</u>	<u>2021 Managers</u>	<u>2021 Adopted</u>
REVENUES											
213527	441200		E911 Surcharge	-420,255	0	0	0	0	-340,767	-340,767	-340,767
213527	450100		Interest Income	-24,890	-15,000	-15,000	-11,523	-9,000	-2,500	-2,500	-2,500
213527	499900		Appropriated Fund Bal	0	-570,508	-722,659	0	-570,508	-245,699	-245,699	-245,699
TOTAL REVENUES				-445,145	-585,508	-737,659	-11,523	-579,508	-588,966	-588,966	-588,966
EXPENDITURES											
214527	510706		SPRINT ALI/ANI Service	44,350	253,000	405,151	385,850	405,000	253,000	253,000	253,000
214527	510708	21002	E911 Wireless Service Provider	0	32,730	32,730	0	20,000	32,730	32,730	32,730
214527	510725		ECS Motorola	57,787	58,464	58,464	58,464	58,464	59,522	59,522	59,522
214527	510800		Technical Support	0	3,000	3,000	0	2,000	3,000	3,000	3,000
214527	511501		Maint & Repair-Equipment	110,982	149,500	149,500	112,816	149,500	149,500	149,500	149,500
214527	511517		Maint & Repair-800 Megahertz	66,489	69,814	69,814	69,813	69,814	72,214	72,214	72,214
214527	513300		Supplies	4,133	7,000	7,000	2,294	5,000	7,000	7,000	7,000
214527	525000		Training	4,672	10,000	10,000	4,999	9,000	10,000	10,000	10,000
214527	525700		Miscellaneous	0	2,000	2,000	0	1,000	2,000	2,000	2,000
TOTAL EXPENDITURES				288,413	585,508	737,659	634,237	719,778	588,966	588,966	588,966

BEACH NOURISHMENT FUND

<u>Org</u>	<u>Object</u>	<u>Project</u>	<u>Description</u>	2019 <u>Actual</u>	2020 <u>Orig Budg</u>	2020 <u>Rev Budg</u>	2020 <u>YTD Actual</u>	2020 <u>Projected</u>	2021 <u>Requested</u>	2021 <u>Managers</u>	2021 <u>Adopted</u>
REVENUES											
223010	400116		Taxes-Ad Valorem 2016	-1,242	0	0	0	0	0	0	0
223010	400117		Taxes-Ad Valorem 2017	-1,993	0	0	0	0	0	0	0
223010	400118		Taxes-Ad Valorem 2018	-106,272	-105,000	-105,000	-190	-191	0	0	0
223010	400119		Taxes-Ad Valorem 2019	0	0	0	-106,133	-106,000	-106,000	-106,000	-106,000
223010	400317		Taxes-NCVTS MV 2017	-342	0	0	0	0	0	0	0
223010	400318		Taxes-NCVTS MV 2018	-904	0	0	-258	-258	0	0	0
223010	400319		Taxes-NCVTS MV 2019	0	0	0	-573	-508	0	0	0
223010	400501		Taxes-Penalty & Interest	-446	0	0	-93	-87	0	0	0
223010	400511		NCVTS MV Interest	-7	0	0	-1	-1	0	0	0
223015	405005		1% Sales Tax A45	-45	0	0	-178	-148	0	0	0
223015	405100		Taxes-Occupancy	-10,214,436	-9,952,000	-9,952,000	-7,098,347	-8,115,390	-7,463,238	-8,646,079	-8,646,079
223040	450100		Interest Income	-789,716	-550,000	-550,000	-441,634	-475,000	-286,580	-286,580	-286,580
223050	441055		NCDOT Interest on VTS Deposits	-2	0	0	-1	0	0	0	0
223050	460100		Miscellaneous Revenue	-35,137	0	0	0	0	0	0	0
223090	499900		Appropriated Fund Bal	0	-2,046,659	-2,591,808	0	0	-3,065,923	-1,918,482	-1,918,482
TOTAL REVENUES				-11,150,542	-12,653,659	-13,198,808	-7,647,409	-8,697,583	-10,921,741	-10,957,141	-10,957,141
EXPENDITURES											
224495	548206		DS Prin LOBs 2016B	3,480,000	3,480,000	3,480,000	3,480,000	3,480,000	3,480,000	3,480,000	3,480,000
224495	548207		DS Prin LOBs 2016C	1,435,000	1,435,000	1,435,000	1,435,000	1,435,000	1,435,000	1,435,000	1,435,000
224495	548208		DS Prin LOBs 2018	1,940,000	1,940,000	1,940,000	1,940,000	1,940,000	1,940,000	1,940,000	1,940,000
224495	549206		DS Int LOBs 2016B	311,460	260,652	260,652	260,652	260,652	204,276	204,276	204,276
224495	549207		DS Int LOBs 2016C	116,953	93,562	93,562	93,562	93,562	70,172	70,172	70,172
224495	549208		DS Int LOBs 2018	224,458	207,192	207,192	207,192	207,192	155,394	155,394	155,394
224580	510714		MV Cost of Collection	36	75	75	27	40	50	50	50
224580	525700		Miscellaneous	32,675	0	30,500	7,778	30,500	9,950	9,950	9,950
224580	525771		Sand Fencing Duck	24,000	24,000	24,000	24,000	24,000	24,000	24,000	24,000
224580	525772		Sand Fencing NH	0	24,000	48,000	48,000	48,000	24,000	24,000	24,000
224580	525773		Sand Fencing KDH	0	24,000	24,000	0	24,000	24,000	24,000	24,000
224580	525774		Sand Fencing KH	20,050	24,000	24,000	24,000	24,000	24,000	24,000	24,000
224580	525775		Sand Fencing SS	24,000	24,000	24,000	24,000	24,000	24,000	24,000	24,000
224580	525776		Sand Fencing Hatteras Island	39,851	24,000	45,149	0	45,149	24,000	24,000	24,000

BEACH NOURISHMENT FUND

<u>Org</u>	<u>Object</u>	<u>Project</u>	<u>Description</u>	<u>2019 Actual</u>	<u>2020 Orig Budg</u>	<u>2020 Rev Budg</u>	<u>2020 YTD Actual</u>	<u>2020 Projected</u>	<u>2021 Requested</u>	<u>2021 Managers</u>	<u>2021 Adopted</u>
224580	537610		Beach Nourishment Nags Head	200,000	600,000	600,000	600,000	600,000	351,077	351,077	351,077
224580	537613		Beach Nourishment KDH	95,000	95,000	95,000	95,000	95,000	95,000	95,000	95,000
224580	537614		Beach Nourishment Kitty Hawk	1,207,677	1,169,681	1,169,681	1,169,681	1,169,681	1,131,684	1,131,684	1,131,684
224580	537621		Beach Nourishment Duck	248,221	226,218	226,218	226,218	226,218	204,215	204,215	204,215
224580	537636		BN SS Feasibility & Preconst	0	0	250,000	0	250,000	0	0	0
224580	537638		BN Avon Feasibility & Preconst	0	0	250,000	0	166,960	0	0	0
224585	510941		OH per Cost Allocation Plan	2,988	2,279	2,279	2,279	2,279	923	923	923
224925	592500	00609	Trf to Inlet Maint-OI Dredging	864	3,000,000	2,969,500	629,620	636,536	1,700,000	1,735,400	1,735,400
TOTAL EXPENDITURES				9,403,233	12,653,659	13,198,808	10,267,009	10,782,769	10,921,741	10,957,141	10,957,141

RESTRICTED ABC REVENUE FUND

<u>Org</u>	<u>Object</u>	<u>Project</u>	<u>Description</u>	<u>2019 Actual</u>	<u>2020 Orig Budg</u>	<u>2020 Rev Budg</u>	<u>2020 YTD Actual</u>	<u>2020 Projected</u>	<u>2021 Requested</u>	<u>2021 Managers</u>	<u>2021 Adopted</u>
REVENUES											
233618	412300		ABC Profits	-779,300	-745,000	-745,000	-564,684	-600,000	-700,000	-700,000	-700,000
233618	450100		Interest Income	-2,128	-3,500	-3,500	-4,847	-1,500	-1,000	-1,000	-1,000
233618	499900		Appropriated Fund Bal	0	0	0	0	0	-39,000	-39,000	-39,000
TOTAL REVENUES				-781,428	-748,500	-748,500	-569,531	-601,500	-740,000	-740,000	-740,000
EXPENDITURES											
234618	555000		Reserve	0	8,500	8,500	0	0	0	0	0
234618	592300		Trnfr to Gen Fund from SS FC	750,000	740,000	740,000	740,000	740,000	740,000	740,000	740,000
TOTAL EXPENDITURES				750,000	748,500	748,500	740,000	740,000	740,000	740,000	740,000

SANITATION FUND

<u>Org</u>	<u>Object</u>	<u>Project</u>	<u>Description</u>	<u>2019</u> <u>Actual</u>	<u>2020</u> <u>Orig Budg</u>	<u>2020</u> <u>Rev Budg</u>	<u>2020</u> <u>YTD Actual</u>	<u>2020</u> <u>Projected</u>	<u>2021</u> <u>Requested</u>	<u>2021</u> <u>Managers</u>	<u>2021</u> <u>Adopted</u>
REVENUES											
243720	400105		Taxes-Ad Valorem 2005	-1	0	0	0	0	0	0	0
243720	400106		Taxes-Ad Valorem 2006	-1	0	0	-8	0	0	0	0
243720	400107		Taxes-Ad Valorem 2007	-1	0	0	-5	0	0	0	0
243720	400108		Taxes-Ad Valorem 2008	0	0	0	-32	0	0	0	0
243720	400109		Taxes-Ad Valorem 2009	-23	0	0	-78	0	0	0	0
243720	400110		Taxes-Ad Valorem 2010	-317	0	0	-168	0	0	0	0
243720	400111		Taxes-Ad Valorem 2011	-383	0	0	-204	0	0	0	0
243720	400112		Taxes-Ad Valorem 2012	-513	0	0	-854	0	0	0	0
243720	400113		Taxes-Ad Valorem 2013	-522	0	0	-467	0	0	0	0
243720	400114		Taxes-Ad Valorem 2014	-2,604	0	0	-1,352	0	0	0	0
243720	400115		Taxes-Ad Valorem 2015	-3,051	0	0	-1,749	0	0	0	0
243720	400116		Taxes-Ad Valorem 2016	-8,101	0	0	-2,043	-6,935	0	0	0
243720	400117		Taxes-Ad Valorem 2017	-25,090	-6,250	-6,250	-4,580	-6,000	-5,000	-5,000	-5,000
243720	400118		Taxes-Ad Valorem 2018	-3,979,899	-50,000	-50,000	-21,177	-70,000	-5,000	-5,000	-5,000
243720	400119		Taxes-Ad Valorem 2019	0	-4,176,105	-4,176,105	-3,992,255	-4,150,000	-70,000	-70,000	-70,000
243720	400120		Taxes-Ad Valorem 2020	0	0	0	0	0	-4,240,553	-4,275,495	-4,275,495
243720	400313		Taxes - NCVTS MV 2013	0	0	0	-1	0	0	0	0
243720	400316		Taxes-NCVTS MV 2016	-40	0	0	1	0	0	0	0
243720	400317		Taxes-NCVTS MV 2017	-43,664	0	0	-104	0	0	0	0
243720	400318		Taxes-NCVTS MV 2018	-167,107	0	0	-48,233	0	0	0	0
243720	400319		Taxes-NCVTS MV 2019	0	0	0	-131,359	0	0	0	0
243720	400501		Taxes-Penalty & Interest	-18,260	-18,000	-18,000	-16,851	-18,000	-18,000	-18,000	-18,000
243720	400511		NCVTS MV Interest	-1,217	-1,050	-1,050	-1,100	-1,000	-500	-500	-500
243720	400576		MVInt & LL Fees to F&F	4,779	4,000	4,000	6,217	7,000	6,500	6,500	6,500
243720	430070		Landfill Tipping Fees	-9,314	-7,000	-7,000	-238,414	-225,000	-250,000	-250,000	-250,000
243720	441055		NCDOT Interest on VTS Deposits	-272	-100	-100	-242	-250	-100	-100	-100
243720	441301		Container Sales	-147,739	-175,000	-175,000	-164,585	-175,000	-175,000	-175,000	-175,000
243720	441310		Town of Kitty Hawk Contract	-474,294	-485,000	-485,000	-351,532	-450,000	-475,000	-475,000	-475,000
243720	441320		NC Aquarium	-1,690	-1,715	-1,715	-1,272	-1,273	-1,715	-1,715	-1,715
243720	441321		DOT Manns Harbor	-3,785	-3,840	-3,840	-2,850	-3,840	-3,840	-3,840	-3,840
243720	441322		DOT Hatteras	-3,840	-3,840	-3,840	-3,899	-3,840	-3,840	-3,840	-3,840

SANITATION FUND

<u>Org</u>	<u>Object</u>	<u>Project</u>	<u>Description</u>	<u>2019 Actual</u>	<u>2020 Orig Budg</u>	<u>2020 Rev Budg</u>	<u>2020 YTD Actual</u>	<u>2020 Projected</u>	<u>2021 Requested</u>	<u>2021 Managers</u>	<u>2021 Adopted</u>
243720	441323		NC Forest Service	-1,802	-1,832	-1,832	-905	-1,832	-1,832	-1,832	-1,832
243720	441330		USFW Aligator River	-1,126	-1,140	-1,140	-1,093	-1,140	-1,140	-1,140	-1,140
243720	441333		US Coast Guard	0	0	0	-608	-305	-325	-325	-325
243720	441341		Gateway Visitor Center	-527	-528	-528	-392	-528	-528	-528	-528
243720	441342		Air Force Dare Bombing Range	-229	0	0	-679	-453	-500	-455	-455
243720	450100		Interest Income	-65,775	-50,000	-50,000	-30,008	-22,500	-10,000	-10,000	-10,000
243720	470100		Proceeds Lease Purchases	-528,559	-528,559	-528,559	-528,559	-528,559	-543,559	-528,559	-528,559
243720	499900		Appropriated Fund Bal	0	-364,372	-364,372	0	0	-257,202	-185,299	-185,299
TOTAL REVENUES				-5,484,965	-5,870,331	-5,870,331	-5,541,438	-5,659,455	-6,057,134	-6,005,128	-6,005,128

EXPENDITURES

244495	548100		DS Prin LP-Undistributed	0	45,581	45,581	0	0	49,061	47,707	47,707
244495	548134		DS Prin LP BanC Veh 2017	155,604	118,338	118,338	118,337	118,338	0	0	0
244495	548137		DS Prin IF COPF Veh 2018	169,234	173,470	173,470	173,470	173,470	132,947	132,947	132,947
244495	548139		DS Prin LP BofA Veh 2019	42,541	172,861	172,861	173,105	172,861	177,080	177,080	177,080
244495	548140		DS Prin LP BofA Veh 2020	0	0	0	43,106	43,106	174,119	174,119	174,119
244495	549134		DS Int LP BanC Veh 2017	3,437	944	944	944	944	0	0	0
244495	549137		DS Int IF COPF Veh 2018	10,230	5,995	5,995	5,994	5,995	1,652	1,652	1,652
244495	549139		DS Int LP BofA Veh 2019	3,331	10,627	10,627	10,935	10,627	6,228	6,228	6,228
244495	549140		DS Int LP BofA Veh 2020	0	0	0	2,070	2,070	6,585	6,585	6,585
244720	500200		Salaries	617,492	652,243	666,768	606,757	661,410	665,270	665,270	665,270
244720	500300		FICA	44,556	49,895	51,007	43,940	47,900	50,894	50,894	50,894
244720	500400		Retirement	48,690	58,833	60,143	54,916	59,865	67,989	67,989	67,989
244720	500500		Health Insurance	237,598	253,296	253,296	228,943	253,296	252,791	252,791	252,791
244720	500700		Retiree Health Insurance	1,126	1,141	1,141	1,141	1,141	1,164	1,164	1,164
244720	500701		Retiree Medicare Supplemental	26,405	26,405	26,405	26,405	26,405	29,015	29,015	29,015
244720	500705		Retiree Health Pre-65	76,784	55,203	55,203	55,203	55,203	57,869	57,869	57,869
244720	500900		Longevity	5,007	5,110	5,110	6,519	5,432	7,068	7,068	7,068
244720	501000		Salary Adjustment-COLA	0	9,292	162	0	0	0	0	0
244720	501050		Salary Adjustment-Merit	0	9,679	1,862	0	0	9,800	0	0
244720	510714		MV Cost of Collection	7,656	7,500	7,500	6,857	8,273	8,500	8,300	8,300
244720	510900		Professional Services	22,725	22,000	23,500	20,011	21,500	22,000	22,000	22,000
244720	510905		ARSWA	161,909	167,601	167,601	164,273	164,273	167,601	167,601	167,601

SANITATION FUND

<u>Org</u>	<u>Object</u>	<u>Project</u>	<u>Description</u>	<u>2019 Actual</u>	<u>2020 Orig Budg</u>	<u>2020 Rev Budg</u>	<u>2020 YTD Actual</u>	<u>2020 Projected</u>	<u>2021 Requested</u>	<u>2021 Managers</u>	<u>2021 Adopted</u>
244720	510941		OH per Cost Allocation Plan	238,333	228,207	228,207	228,207	228,207	223,689	223,689	223,689
244720	511100		Telephone & Postage	5,985	7,000	7,000	6,001	6,750	7,000	7,000	7,000
244720	511300		Utilities	3,562	3,750	3,750	2,756	3,700	3,750	3,750	3,750
244720	511503		Maint & Repair-Vehicles	287,343	300,000	300,000	258,170	290,000	300,000	300,000	300,000
244720	512102		Copier Program	778	1,100	1,100	2,012	1,200	1,100	1,200	1,200
244720	513100		Fuel	229,746	220,000	220,000	170,632	210,000	220,000	215,000	215,000
244720	513300		Supplies	3,438	10,000	10,000	3,615	7,500	10,000	10,000	10,000
244720	513600		Uniforms	3,454	10,500	9,000	3,409	10,000	10,500	10,000	10,000
244720	515500		Container Purchases	221,096	175,000	175,000	166,523	175,000	175,000	175,000	175,000
244720	516100		Shop Overhead	432,110	462,173	462,173	462,173	462,173	511,970	491,743	491,743
244720	525100		Travel	12	1,000	1,000	106	250	1,000	1,000	1,000
244720	525400		Insurance & Bonds	87,184	73,528	73,528	73,528	73,528	58,433	58,408	58,408
244720	525600		Advertising & Promotion	6,341	2,500	2,500	0	2,000	2,500	2,500	2,500
244720	525700		Miscellaneous	153	1,000	1,000	480	750	1,000	1,000	1,000
244720	537400		Capital Outlay	531,283	528,559	528,559	499,643	499,643	543,559	528,559	528,559
244720	551800		Tipping Fees	1,994,219	2,000,000	2,000,000	1,523,946	1,850,000	2,100,000	2,100,000	2,100,000
TOTAL EXPENDITURES				5,679,362	5,870,331	5,870,331	5,144,127	5,652,810	6,057,134	6,005,128	6,005,128

INLET MAINTENANCE FUND

<u>Org</u>	<u>Object</u>	<u>Project</u>	<u>Description</u>	<u>2019 Actual</u>	<u>2020 Orig Budg</u>	<u>2020 Rev Budg</u>	<u>2020 YTD Actual</u>	<u>2020 Projected</u>	<u>2021 Requested</u>	<u>2021 Managers</u>	<u>2021 Adopted</u>
REVENUES											
253571	427013		NCDEQ Grant-Hatteras Inlet	-32,554	0	0	0	0	0	0	0
253571	427013	00763	NCDEQ Grant-Permitting-SPD	-59,549	0	0	-1,959	-1,959	0	0	0
253571	427013	00764	NCDEQ-SDNCD&AW Grant-HI	-5,553	0	-3,750	-2,166	-2,166	-18,041	-18,041	-18,041
253571	450100		Interest Income	-2,427	0	0	0	0	-250	-250	-250
253571	491000		Transfer from General Fund	-100,000	-200,000	-200,000	-200,000	-200,000	-210,000	-210,000	-210,000
253571	492200		Transfer frm Bch Nrshmnt-OccTx	-864	-3,000,000	-3,000,000	-629,620	-636,536	-1,700,000	-1,735,400	-1,735,400
253571	499900		Appropriated Fund Bal	0	-50,000	-74,055	0	-50,000	-21,709	-21,709	-21,709
253572	427013	00775	NCDEQ Grant	-5,000,000	0	-10,000,000	-10,000,000	-10,000,000	0	0	0
253572	450100	00775	Interest Income P3 Dredge	-22	0	0	-3,006	-4,000	0	0	0
TOTAL REVENUES				-5,200,969	-3,250,000	-13,277,805	-10,836,750	-10,894,661	-1,950,000	-1,985,400	-1,985,400
EXPENDITURES											
254571	559911		Inlet Maintenance - OI	864	3,000,000	3,000,000	629,620	636,536	1,700,000	1,735,400	1,735,400
254571	559911	00763	SDNCD&AW-Permitting-SPD	90,226	0	4,399	4,399	4,399	0	0	0
254571	559912		Inlet Maintenance - HI	276,447	250,000	248,750	247,830	250,000	222,940	222,940	222,940
254571	559912	00764	SDNCD&AW-Inlet Maintenance-HI	7,404	0	24,656	19,885	19,656	27,060	27,060	27,060
254572	550010	00775	To Increase Fund Balance	0	0	10,000,000	0	10,000,000	0	0	0
TOTAL EXPENDITURES				374,941	3,250,000	13,277,805	901,734	10,910,591	1,950,000	1,985,400	1,985,400

DONATIONS FUND

<u>Org</u>	<u>Object</u>	<u>Project Description</u>	<u>2019 Actual</u>	<u>2020 Orig Budg</u>	<u>2020 Rev Budg</u>	<u>2020 YTD Actual</u>	<u>2020 Projected</u>	<u>2021 Requested</u>	<u>2021 Managers</u>	<u>2021 Adopted</u>
REVENUES										
263050	465065	Veteran's Advisory Committee	-1,950	-200	-1,428	-3,824	-1,000	-250	-250	-250
263050	465066	Outer Banks Natl Scenic Byway	0	0	-1,713	-1,931	0	0	0	0
263052	465060	Health Donations	-5,955	-1,000	-1,425	-3,475	-2,500	-2,500	-2,500	-2,500
263090	499900	Appropriated Fund Bal	0	0	-1,114	0	0	0	0	0
263510	465046	Sheriff Donations	-7,058	-5,000	-87,684	-94,919	-80,000	-7,500	-7,500	-7,500
263520	465000	Jail Donations	-182	0	-355	-355	-200	-250	-250	-250
263531	465021	EMS Donations	0	0	-21,941	-22,956	-15,000	0	0	0
263560	465068	Bike/Pedestrian Planning Study	0	0	-100	-870	0	0	0	0
263640	465006	NB Parks & Recreation Donation	-17,500	0	0	-50	0	0	0	0
263640	465012	F.C. Minton Fund	-255	0	-11,021	-11,036	-500	0	0	0
263640	465041	HI Parks & Rec Donations	-1,623	-500	-5,591	-6,401	-3,000	-1,700	-1,700	-1,700
263640	465043	Youth Council Donations	-592	0	-4,375	-4,375	-95	0	0	0
263659	465059	Dare County Center Donations	-3,089	0	-1,571	-1,571	0	0	0	0
263665	465014	Friends of Youth Donations	-3,190	-2,000	-10,824	-10,853	-3,000	-3,000	-3,000	-3,000
TOTAL REVENUES			-41,394	-8,700	-149,141	-162,615	-105,295	-15,200	-15,200	-15,200
EXPENDITURES										
264490	665065	Veteran's Advisory Committee	1,950	200	1,428	250	1,000	250	250	250
264490	665066	Outer Banks Natl Scenic Byway	0	0	1,713	0	0	0	0	0
264510	665046	Sheriff Donations	7,058	5,000	88,798	79,298	80,000	7,500	7,500	7,500
264520	665000	Jail Inmate Programs	182	0	355	167	200	250	250	250
264531	665021	EMS Donations	0	0	21,941	15,000	15,000	0	0	0
264560	665068	Bike/Pedestrian Planning Study	0	0	100	0	0	0	0	0
264600	665060	Health Donations	5,955	1,000	1,425	2,087	2,500	2,500	2,500	2,500
264640	665012	F.C. Minton Fund	255	0	11,021	405	500	0	0	0
264640	665041	HI Parks & Rec Donations	1,623	500	5,591	2,993	3,000	1,700	1,700	1,700
264640	665043	Youth Council Donations	592	0	4,375	94	95	0	0	0
264659	665059	Dare County Center Donation Ex	3,089	0	1,571	0	0	0	0	0
264665	665014	Friends of Youth Donations	3,190	2,000	10,824	2,042	3,000	3,000	3,000	3,000
TOTAL EXPENDITURES			23,894	8,700	149,141	102,336	105,295	15,200	15,200	15,200

WATER FUND

<u>Org</u>	<u>Object</u>	<u>Project</u>	<u>Description</u>	<u>2019 Actual</u>	<u>2020 Orig Budg</u>	<u>2020 Rev Budg</u>	<u>2020 YTD Actual</u>	<u>2020 Projected</u>	<u>2021 Requested</u>	<u>2021 Managers</u>	<u>2021 Adopted</u>
REVENUES											
363800	422220	00414	NCDPS EM Prime Mover Grant	0	0	-60,000	0	-60,000	0	0	0
363800	422220	00415	NCDPS EM Message Board Grant	0	0	-13,000	0	-13,000	0	0	0
363800	427550		NCDOT Reimbursement	-48,850	0	-168,988	-168,988	0	0	0	0
363800	448001		Water Sales-Manteo	-156,304	-140,000	-140,000	-126,063	-140,000	-140,000	-140,000	-140,000
363800	448002		Water Sales-Nags Head	-765,765	-765,000	-765,000	-596,354	-765,000	-765,000	-765,000	-765,000
363800	448003		Water Sales-Kill Devil Hills	-811,111	-770,000	-770,000	-628,894	-770,000	-770,000	-770,000	-770,000
363800	448009		Water Sales-PY Contract Reconc	-100,868	0	0	10,258	0	0	0	0
363800	448100		Water Sales-Distribution	-7,648,861	-8,025,400	-8,025,400	-5,706,178	-8,025,400	-8,275,000	-8,275,000	-8,275,000
363800	448106		Water Sales-CH Water	-2,264,964	-2,499,713	-2,499,713	-1,696,372	-2,499,713	-2,575,000	-2,575,000	-2,575,000
363800	448109		Water Sales-SP Water	-44,773	-33,771	-33,771	-34,509	-33,771	-33,771	-33,771	-33,771
363800	448119		Wastewater Charges-Stumpy Pt	-60,438	-58,662	-58,662	-48,105	-58,662	-58,662	-58,662	-58,662
363800	448120		Penalties Assessed	-120,652	-127,500	-127,500	-117,403	-127,500	-130,050	-130,050	-130,050
363800	448130		Reconnect Fees	-11,600	-9,360	-9,360	-19,300	-19,350	0	0	0
363800	448136		Reconnect Fees-Hatteras	-3,900	0	0	-8,250	-8,250	0	0	0
363800	448201		Water Saver Kits Sales	0	-49	-49	0	0	0	0	0
363800	448300		Service Fees	-3,620	-2,433	-2,433	-3,045	-3,020	-3,267	-3,267	-3,267
363800	448306		Fees-CH Water	-825	-770	-770	-710	-770	0	0	0
363800	448311		Connection Fees	-54,603	-80,482	-80,482	-46,282	-50,000	-91,638	-91,638	-91,638
363800	448312		Connection Fees-RWS	-2,300	0	0	-4,580	-3,900	0	0	0
363800	448313		Connection Fees-Hatteras	-7,270	0	0	-9,740	-8,380	0	0	0
363800	448805		Water Assessments	-346,324	-390,000	-390,000	-89,086	-355,000	-335,000	-335,000	-335,000
363800	450100		Interest Income	-718,890	-266,586	-266,586	-375,756	-275,000	-100,000	-100,000	-100,000
363800	450108		Interest-Payment Plans	-615	0	0	0	0	0	0	0
363800	460100		Miscellaneous Revenue	-752,994	-633,733	-633,733	-602,008	-633,733	-433,000	-433,000	-433,000
363800	460900		Credit Card Acceptance Fees	-2,529	0	0	-1,582	0	0	0	0
363800	499900		Appropriated Fund Bal	0	0	-181,555	0	0	0	0	0
363800	499900	38047	Appropriated Fund Bal	0	0	-89,933	0	0	0	0	0
363800	499900	38052	Appropriated Fund Bal	0	0	-2,500,000	0	0	0	0	0
363800	499900	38053	Appropriated Fund Bal	0	0	-120,000	0	0	0	0	0
TOTAL REVENUES				-13,928,056	-13,803,459	-16,936,935	-10,272,947	-13,850,449	-13,710,388	-13,710,388	-13,710,388

WATER FUND

<u>Org</u>	<u>Object</u>	<u>Project</u>	<u>Description</u>	<u>2019 Actual</u>	<u>2020 Orig Budg</u>	<u>2020 Rev Budg</u>	<u>2020 YTD Actual</u>	<u>2020 Projected</u>	<u>2021 Requested</u>	<u>2021 Managers</u>	<u>2021 Adopted</u>
EXPENDITURES											
364811	500200	36004	Salaries-CHP	280,363	280,762	292,506	271,312	288,742	295,313	295,313	295,313
364811	500200	36005	Salaries-CHD	264,988	263,880	278,772	265,094	287,615	278,164	278,164	278,164
364811	500208	36004	Salaries-On Call Pay	0	160	160	0	0	161	161	161
364811	500208	36005	Salaries-On Call Pay	9,040	6,250	6,250	6,203	6,300	6,274	6,274	6,274
364811	500300	36004	FICA-CHP	20,393	21,489	22,388	19,839	21,065	22,603	22,603	22,603
364811	500300	36005	FICA-CHD	19,520	20,665	21,804	19,232	20,903	21,759	21,759	21,759
364811	500400	36004	Retirement-CHP	-785	25,340	26,399	24,550	26,137	30,197	30,197	30,197
364811	500400	36005	Retirement-CHD	-1,731	24,365	25,709	24,507	26,622	29,069	29,069	29,069
364811	500500	36004	Health Insurance-CHP	91,098	85,385	85,385	87,405	85,385	96,934	96,934	96,934
364811	500500	36005	Health Insurance-CHD	102,183	98,783	98,783	101,977	98,783	104,621	104,621	104,621
364811	500700	36004	Retiree Health Insurance	18,548	491	491	491	491	517	517	517
364811	500700	36005	Retiree Health Insurance	21,554	461	461	461	461	486	486	486
364811	500900	36004	Longevity	4,769	5,880	5,880	8,367	5,880	6,011	6,011	6,011
364811	500900	36005	Longevity-CHD	4,551	2,060	2,060	2,553	2,060	2,104	2,104	2,104
364811	510700	36004	Contracted Services-CHP	18,098	24,000	31,695	25,021	30,000	40,000	40,000	40,000
364811	510700	36005	Contracted Services-CHD	2,695	5,000	6,385	4,385	6,000	5,000	5,000	5,000
364811	510900	36004	Professional Services-CHP	5,713	5,000	12,577	10,662	12,000	5,000	5,000	5,000
364811	510900	36005	Professional Services-CHD	16,283	5,000	7,376	6,606	7,250	5,000	5,000	5,000
364811	510915		Water Administration	128,508	116,204	116,204	116,204	116,204	121,467	106,618	106,618
364811	510941		OH per Cost Allocation Plan	118,029	121,166	121,166	121,166	121,166	126,484	126,484	126,484
364811	511100	36005	Telephone & Postage-CHD	34,284	36,000	36,000	34,821	36,000	36,000	36,000	36,000
364811	511300	36004	Utilities-CHP	291,735	310,000	310,000	242,308	300,000	310,000	310,000	310,000
364811	511300	36005	Utilities-CHD	16,556	17,500	17,500	11,737	16,000	17,500	17,500	17,500
364811	511501	36004	Maint & Repair-Equipment-CHP	35,323	36,000	59,000	50,816	58,000	36,000	36,000	36,000
364811	511501	36005	Maint & Repair-Equipment-CHD	17,810	37,000	37,000	38,171	35,000	31,000	31,000	31,000
364811	511503	36004	Maint & Repair-Vehicles-CHP	1,349	2,000	2,000	927	1,500	2,000	2,000	2,000
364811	511503	36005	Maint & Repair-Vehicles-CHD	2,767	3,500	3,500	1,837	2,500	3,500	3,500	3,500
364811	511510	36004	Maint & Repair-SCADA-CHP	4,075	5,000	5,000	1,752	4,000	5,000	5,000	5,000
364811	511511	36005	Maint & Repair-Distr Lines-CHD	39,913	40,000	40,000	34,076	35,000	40,000	40,000	40,000
364811	511512	36004	Maint & Repair-Wellfield-CHP	1,345	2,000	2,000	1,672	2,000	2,000	2,000	2,000

WATER FUND

<u>Org</u>	<u>Object</u>	<u>Project</u>	<u>Description</u>	<u>2019 Actual</u>	<u>2020 Orig Budg</u>	<u>2020 Rev Budg</u>	<u>2020 YTD Actual</u>	<u>2020 Projected</u>	<u>2021 Requested</u>	<u>2021 Managers</u>	<u>2021 Adopted</u>
364811	512102	36005	Copier Program	849	1,300	1,300	985	1,300	1,300	1,300	1,300
364811	512103	36004	Leases-PC's-CHP	1,150	1,000	1,000	655	655	0	0	0
364811	512103	36005	Leases-PC's-CHD	1,725	1,500	1,500	982	983	0	0	0
364811	513100	36004	Fuel-CHP	3,853	7,500	7,500	4,657	6,000	7,500	7,500	7,500
364811	513100	36005	Fuel-CHD	10,047	12,500	12,500	7,821	10,000	12,500	12,500	12,500
364811	513300	36004	Supplies-CHP	6,780	7,000	7,000	4,903	6,500	7,000	7,000	7,000
364811	513300	36005	Supplies-CHD	39,206	5,000	7,136	6,693	7,100	5,000	5,000	5,000
364811	513301	36004	Supplies-Office-CHP	877	1,100	1,100	796	1,000	1,100	1,100	1,100
364811	513301	36005	Supplies-Office-CHD	458	1,000	1,000	634	750	1,000	1,000	1,000
364811	513304	36004	Supplies-Electrical-CHP	1,401	3,000	3,000	1,454	2,500	3,000	3,000	3,000
364811	513304	36005	Supplies-Electrical-CHD	1,177	1,750	1,750	845	1,700	1,750	1,750	1,750
364811	513305	36004	Supplies-Lab-CHP	3,961	5,000	5,000	4,953	5,000	5,000	5,000	5,000
364811	513316	36004	Treatment Chemical-CHP	72,943	85,000	103,753	73,721	100,000	85,000	85,000	85,000
364811	513325	36004	Safety Equipment-CHP	1,522	1,750	1,750	1,607	1,725	1,750	1,750	1,750
364811	513325	36005	Safety Equipment-CHD	937	1,750	1,750	1,036	1,725	1,750	1,750	1,750
364811	513510	36005	Computers/Hardware	0	0	0	0	0	2,200	2,200	2,200
364811	513600	36004	Uniforms-CHP	1,487	2,250	2,250	1,940	2,000	2,250	2,250	2,250
364811	513600	36005	Uniforms-CHD	1,613	1,750	1,750	1,491	1,750	1,750	1,750	1,750
364811	516100	36004	Shop Overhead-CHP	3,523	4,270	4,270	4,270	4,270	3,426	3,290	3,290
364811	516100	36005	Shop Overhead	15,632	15,556	15,556	15,556	15,556	7,096	6,816	6,816
364811	525000	36004	Training-CHP	3,196	4,000	4,000	1,349	2,500	4,000	4,000	4,000
364811	525000	36005	Training-CHD	4,503	2,500	2,500	461	2,000	2,500	2,500	2,500
364811	525100	36004	Travel-CHP	6,547	7,000	7,000	4,186	6,000	7,000	7,000	7,000
364811	525100	36005	Travel-CHD	2,500	2,500	2,500	0	1,000	2,500	2,500	2,500
364811	525200	36004	Dues & Subscriptions	3,577	5,000	5,000	1,851	4,000	5,000	5,000	5,000
364811	525400	36004	Insurance & Bonds-CHP	28,308	33,568	33,568	33,568	33,568	40,165	40,148	40,148
364811	525400	36005	Insurance & Bonds	51,475	56,231	56,231	56,231	56,231	48,410	48,390	48,390
364811	525600	36005	Advertising & Promotion-CHD	500	1,500	1,500	437	1,500	1,500	1,500	1,500
364811	525700	36004	Miscellaneous-CHP	929	1,200	1,200	925	1,200	1,200	1,200	1,200
364811	525700	36005	Miscellaneous-CHD	3,965	4,000	4,000	3,076	4,000	4,000	4,000	4,000
364811	537400	36004	Capital Outlay-CHP	0	51,000	28,000	25,713	51,000	30,000	30,000	30,000

WATER FUND

<u>Org</u>	<u>Object</u>	<u>Project</u>	<u>Description</u>	<u>2019 Actual</u>	<u>2020 Orig Budg</u>	<u>2020 Rev Budg</u>	<u>2020 YTD Actual</u>	<u>2020 Projected</u>	<u>2021 Requested</u>	<u>2021 Managers</u>	<u>2021 Adopted</u>
364811	537400	36005	Capital Outlay-CHD	0	26,000	26,000	26,177	25,409	0	0	0
364811	539501		Depreciation E & R	0	301,169	301,169	0	0	257,467	272,307	272,307
364811	590138	38053	Tfr to Wtr Capital Prj	0	0	120,000	0	120,000	0	0	0
364812	500200		Salaries	294,053	277,683	286,390	264,839	288,617	287,492	287,492	287,492
364812	500300		FICA	21,545	21,243	21,909	19,374	21,105	21,994	21,994	21,994
364812	500400		Retirement	-271	25,048	25,834	23,966	26,118	29,382	29,382	29,382
364812	500500		Health Insurance	80,043	80,042	80,042	80,043	80,042	83,908	83,908	83,908
364812	500700		Retiree Health Insurance	18,528	486	486	486	486	503	503	503
364812	500705		Retiree Health Pre-65	10,640	8,581	8,581	8,581	8,581	8,995	8,995	8,995
364812	500900		Longevity	4,959	5,115	5,115	5,172	5,173	5,934	5,934	5,934
364812	510700		Contracted Services	9,105	11,000	12,260	5,527	12,000	11,000	11,000	11,000
364812	510900		Professional Services	8,831	12,000	12,000	10,671	12,000	12,000	12,000	12,000
364812	510915		Water Administration	51,463	88,861	88,861	88,861	88,861	92,887	81,531	81,531
364812	510941		OH per Cost Allocation Plan	62,954	63,757	63,757	63,757	63,757	61,484	61,484	61,484
364812	511100		Telephone & Postage	9,565	13,500	13,500	8,914	12,500	13,500	13,500	13,500
364812	511300		Utilities	79,378	85,000	85,000	59,281	80,000	85,000	85,000	85,000
364812	511501		Maint & Repair-Equipment	20,526	26,000	26,000	17,521	22,500	26,000	26,000	26,000
364812	511503		Maint & Repair-Vehicles	753	1,000	1,000	644	950	1,000	1,000	1,000
364812	511510		Maint & Repair-SCADA	3,404	3,500	3,500	2,427	3,400	3,500	3,500	3,500
364812	512102		Copier Program	540	800	800	269	750	800	800	800
364812	512103		Leases-PC's	1,150	1,000	1,000	655	655	0	0	0
364812	513100		Fuel	1,212	3,000	3,000	932	2,000	3,000	3,000	3,000
364812	513300		Supplies	3,741	4,750	4,750	2,430	4,500	4,750	4,750	4,750
364812	513304		Supplies-Electrical	2,763	3,000	3,000	1,486	2,750	3,000	3,000	3,000
364812	513305		Supplies-Lab	5,392	6,500	6,500	5,202	6,000	6,500	6,500	6,500
364812	513316		Treatment Chemical	29,449	25,000	25,000	19,798	22,500	25,000	25,000	25,000
364812	513325		Safety Equipment	1,520	1,750	1,750	727	1,500	1,750	1,750	1,750
364812	513510		Computers/Hardware	0	0	0	0	0	2,200	2,200	2,200
364812	513600		Uniforms	1,505	1,750	1,750	325	1,700	1,750	1,750	1,750
364812	525000		Training	1,837	2,000	2,000	1,052	1,500	2,000	2,000	2,000
364812	525100		Travel	1,494	2,000	2,000	901	1,250	2,000	2,000	2,000

WATER FUND

<u>Org</u>	<u>Object</u>	<u>Project</u>	<u>Description</u>	<u>2019</u> <u>Actual</u>	<u>2020</u> <u>Orig Budg</u>	<u>2020</u> <u>Rev Budg</u>	<u>2020</u> <u>YTD Actual</u>	<u>2020</u> <u>Projected</u>	<u>2021</u> <u>Requested</u>	<u>2021</u> <u>Managers</u>	<u>2021</u> <u>Adopted</u>
364812	525200		Dues & Subscriptions	2,572	2,600	2,600	905	2,575	2,600	2,600	2,600
364812	525400		Insurance & Bonds	35,154	33,467	33,467	33,467	33,467	36,500	36,485	36,485
364812	525700		Miscellaneous	1,418	2,500	2,500	523	1,500	2,500	2,500	2,500
364812	537400		Capital Outlay	0	26,000	32,000	25,653	32,000	0	0	0
364812	539501		Depreciation E & R	0	230,305	230,305	0	0	196,886	208,235	208,235
364813	500200		Salaries	382,257	367,515	371,924	293,816	323,352	354,325	354,325	354,325
364813	500300		FICA	28,024	28,115	28,452	21,260	23,399	27,105	27,105	27,105
364813	500400		Retirement	-988	33,152	33,550	26,523	29,190	36,213	36,213	36,213
364813	500500		Health Insurance	106,563	121,081	121,081	109,556	121,081	126,929	126,929	126,929
364813	500700		Retiree Health Insurance	27,710	642	642	642	642	619	619	619
364813	500705		Retiree Health Pre-65	65,376	44,143	44,143	44,143	44,143	46,275	46,275	46,275
364813	500900		Longevity	3,811	4,880	4,880	3,300	4,880	2,513	2,513	2,513
364813	510700		Contracted Services	40,459	40,000	40,000	38,292	40,000	40,000	40,000	40,000
364813	510900		Professional Services	248	5,000	8,560	5,243	8,000	5,000	5,000	5,000
364813	510915		Water Administration	131,077	116,204	116,204	116,204	116,204	121,467	106,618	106,618
364813	510941		OH per Cost Allocation Plan	111,583	114,452	114,452	114,452	114,452	105,559	105,559	105,559
364813	511100		Telephone & Postage	12,081	16,000	16,000	11,818	14,500	16,000	16,000	16,000
364813	511300		Utilities	350,820	450,000	450,000	365,386	420,000	450,000	450,000	450,000
364813	511501		Maint & Repair-Equipment	31,820	60,000	67,891	72,466	67,500	70,814	70,814	70,814
364813	511503		Maint & Repair-Vehicles	790	3,000	3,000	2,708	2,750	2,000	2,000	2,000
364813	511510		Maint & Repair-SCADA	4,261	4,500	4,500	4,270	4,475	4,500	4,500	4,500
364813	512102		Copier Program	2,632	2,700	2,700	2,720	2,700	2,700	2,700	2,700
364813	512103		Leases-PC's	2,875	1,500	1,500	982	983	0	0	0
364813	513100		Fuel	5,197	7,500	7,500	6,106	7,000	7,500	7,500	7,500
364813	513300		Supplies	15,542	14,000	14,000	13,522	14,000	15,000	15,000	15,000
364813	513304		Supplies-Electrical	2,419	2,400	2,400	1,774	2,400	2,400	2,400	2,400
364813	513305		Supplies-Lab	11,959	14,000	14,000	9,704	13,000	12,500	12,500	12,500
364813	513313		Supplies-Lab-Health	958	1,500	1,500	1,054	1,500	1,500	1,500	1,500
364813	513316		Treatment Chemical	195,009	190,000	190,000	171,417	180,000	190,000	190,000	190,000
364813	513325		Safety Equipment	1,834	1,900	1,900	1,622	1,850	1,900	1,900	1,900
364813	513510		Computers/Hardware	0	0	0	0	0	3,300	3,300	3,300

WATER FUND

<u>Org</u>	<u>Object</u>	<u>Project</u>	<u>Description</u>	<u>2019 Actual</u>	<u>2020 Orig Budg</u>	<u>2020 Rev Budg</u>	<u>2020 YTD Actual</u>	<u>2020 Projected</u>	<u>2021 Requested</u>	<u>2021 Managers</u>	<u>2021 Adopted</u>
364813	513600		Uniforms	2,749	2,750	2,750	2,756	2,757	2,750	2,750	2,750
364813	516100		Shop Overhead	2,642	4,194	4,194	4,194	4,194	4,568	4,387	4,387
364813	518001		Water Purchase from Town of NH	6,930	7,000	7,000	6,552	7,000	7,000	7,000	7,000
364813	525000		Training	5,426	7,250	7,250	6,058	7,000	7,250	7,250	7,250
364813	525100		Travel	4,230	5,000	5,000	2,832	3,500	5,000	5,000	5,000
364813	525200		Dues & Subscriptions	5,261	6,000	6,000	1,525	5,500	6,000	6,000	6,000
364813	525400		Insurance & Bonds	28,290	29,551	29,551	29,551	29,551	26,178	26,167	26,167
364813	525600		Advertising & Promotion	795	1,500	1,500	1,387	1,500	1,500	1,500	1,500
364813	525700		Miscellaneous	5,952	2,500	2,500	2,098	2,450	4,000	4,000	4,000
364813	537400		Capital Outlay	0	100,577	100,577	77,946	100,500	83,522	83,522	83,522
364813	539501		Depreciation E & R	0	301,168	301,168	0	0	257,467	272,306	272,306
364813	590138	38052	Tfr to Wtr Capital Prj	0	0	2,500,000	0	2,500,000	0	0	0
364814	500200		Salaries	425,809	423,871	428,957	449,528	487,969	427,914	427,914	427,914
364814	500300		FICA	30,702	32,426	32,815	32,484	35,231	32,734	32,734	32,734
364814	500400		Retirement	-2,299	38,233	38,692	40,616	44,089	43,733	43,733	43,733
364814	500500		Health Insurance	130,535	129,182	129,182	141,850	129,182	135,421	135,421	135,421
364814	500700		Retiree Health Insurance	27,804	742	742	742	742	749	749	749
364814	500705		Retiree Health Pre-65	10,640	8,581	8,581	8,581	8,581	8,995	8,995	8,995
364814	500900		Longevity	5,914	7,300	7,300	6,894	7,300	10,120	10,120	10,120
364814	510700		Contracted Services	4,719	10,000	15,425	13,046	15,400	10,000	10,000	10,000
364814	510900		Professional Services	1,328	2,500	3,062	2,759	3,061	2,500	2,500	2,500
364814	510915		Water Administration	119,817	102,532	102,532	102,532	102,532	107,177	94,074	94,074
364814	510941		OH per Cost Allocation Plan	92,424	92,980	92,980	92,980	92,980	89,558	89,558	89,558
364814	511100		Telephone & Postage	10,459	12,000	12,000	10,545	11,750	14,000	14,000	14,000
364814	511300		Utilities	239,296	264,000	264,000	199,447	235,000	262,000	262,000	262,000
364814	511501		Maint & Repair-Equipment	31,335	55,000	76,620	60,558	75,000	104,000	104,000	104,000
364814	511503		Maint & Repair-Vehicles	2,578	2,500	2,500	686	2,450	2,500	2,500	2,500
364814	511510		Maint & Repair-SCADA	2,999	5,000	5,000	4,713	4,500	5,000	5,000	5,000
364814	512102		Copier Program	223	500	500	248	450	500	500	500
364814	512103		Leases-PC's	1,150	1,000	1,000	655	655	0	0	0
364814	513100		Fuel	5,172	4,000	5,380	3,193	3,500	4,000	4,000	4,000

WATER FUND

<u>Org</u>	<u>Object</u>	<u>Project</u>	<u>Description</u>	<u>2019 Actual</u>	<u>2020 Orig Budg</u>	<u>2020 Rev Budg</u>	<u>2020 YTD Actual</u>	<u>2020 Projected</u>	<u>2021 Requested</u>	<u>2021 Managers</u>	<u>2021 Adopted</u>
364814	513300		Supplies	7,704	12,500	12,500	6,001	12,000	12,500	12,500	12,500
364814	513301		Supplies-Office	383	750	750	227	700	750	750	750
364814	513304		Supplies-Electrical	1,154	1,900	1,900	587	1,500	1,900	1,900	1,900
364814	513305		Supplies-Lab	11,281	17,000	17,000	13,538	16,000	17,000	17,000	17,000
364814	513316		Treatment Chemical	203,665	250,000	259,026	171,379	205,000	250,000	250,000	250,000
364814	513325		Safety Equipment	2,089	1,750	1,750	1,017	1,700	1,750	1,750	1,750
364814	513510		Computers/Hardware	0	0	0	0	0	1,100	1,100	1,100
364814	513600		Uniforms	2,610	3,000	3,000	2,475	2,750	3,000	3,000	3,000
364814	516100		Shop Overhead	5,724	4,880	4,880	4,880	4,880	5,465	5,249	5,249
364814	518002		Transmission Lines	12,259	18,000	18,000	5,794	15,000	18,000	18,000	18,000
364814	518003		Raw Water Line	700	5,000	9,300	3,129	9,250	5,000	5,000	5,000
364814	525000		Training	2,260	2,500	2,500	1,995	2,500	2,500	2,500	2,500
364814	525100		Travel	2,779	4,500	4,500	1,402	2,000	4,500	4,500	4,500
364814	525200		Dues & Subscriptions	1,896	3,000	3,000	1,259	2,500	3,000	3,000	3,000
364814	525400		Insurance & Bonds	93,296	89,790	89,790	89,790	89,790	91,366	91,327	91,327
364814	525700		Miscellaneous	2,356	2,500	2,500	1,368	2,400	2,500	2,500	2,500
364814	537400		Capital Outlay	0	96,000	96,000	75,531	95,500	61,300	61,300	61,300
364814	539501		Depreciation E & R	0	265,737	265,737	0	0	227,178	240,272	240,272
364815	500200		Salaries	1,003,051	1,006,615	1,030,268	950,461	1,035,886	1,036,203	1,036,203	1,036,203
364815	500208		Salaries-On Call Pay	19,601	18,500	18,500	23,876	23,000	18,571	18,571	18,571
364815	500300		FICA	75,330	78,421	80,229	72,292	78,320	80,690	80,690	80,690
364815	500400		Retirement	-5,245	92,465	94,600	88,098	95,935	107,799	107,799	107,799
364815	500500		Health Insurance	305,089	312,884	312,884	297,615	312,884	311,013	311,013	311,013
364815	500700		Retiree Health Insurance	64,946	1,758	1,758	1,758	1,758	1,812	1,812	1,812
364815	500705		Retiree Health Pre-65	73,477	58,637	58,637	58,637	58,637	51,803	51,803	51,803
364815	500900		Longevity	27,914	27,565	27,565	28,208	27,565	27,725	27,725	27,725
364815	510700	36001	Contracted Services-ND	0	3,000	18,500	3,000	15,000	3,000	3,000	3,000
364815	510700	36002	Contracted Services-SD	1,575	3,000	3,000	2,505	2,750	3,000	3,000	3,000
364815	510802		Tyler SaaS Fees	8,564	8,995	8,995	8,600	8,601	10,320	10,320	10,320
364815	510900	36001	Professional Services-ND	28,544	10,000	10,120	10,297	10,297	10,000	10,000	10,000
364815	510900	36002	Professional Services-SD	5,812	5,000	8,555	8,377	8,500	5,000	5,000	5,000

WATER FUND

<u>Org</u>	<u>Object</u>	<u>Project</u>	<u>Description</u>	<u>2019 Actual</u>	<u>2020 Orig Budg</u>	<u>2020 Rev Budg</u>	<u>2020 YTD Actual</u>	<u>2020 Projected</u>	<u>2021 Requested</u>	<u>2021 Managers</u>	<u>2021 Adopted</u>
364815	510915		Water Administration	196,369	259,749	259,749	259,749	259,749	271,515	238,322	238,322
364815	510920		Rate Model-Raftelis	24,561	20,000	20,000	14,233	20,000	20,000	20,000	20,000
364815	510941		OH per Cost Allocation Plan	270,939	271,318	271,318	271,318	271,318	273,171	273,171	273,171
364815	511100	36001	Telephone & Postage-ND	28,286	31,000	31,000	30,025	31,000	31,000	31,000	31,000
364815	511100	36002	Telephone & Postage-SD	2,904	6,200	7,200	4,018	6,000	6,200	6,200	6,200
364815	511300	36001	Utilities-ND	81,445	87,500	87,500	64,039	85,000	87,500	87,500	87,500
364815	511501	36001	Maint & Repair-Equipment-ND	21,809	60,000	61,985	45,947	61,000	91,000	91,000	91,000
364815	511501	36002	Maint & Repair-Equipment-SD	27,423	8,000	8,000	2,832	7,500	8,000	8,000	8,000
364815	511501	36006	Maint & Repair-Equipment IS	3,678	8,000	8,000	5,953	7,500	7,000	7,000	7,000
364815	511503	36001	Maint & Repair-Vehicles-ND	7,965	8,000	8,000	9,511	7,900	8,000	8,000	8,000
364815	511503	36002	Maint & Repair-Vehicles-SD	3,015	2,000	2,000	2,650	2,260	2,000	2,000	2,000
364815	511503	36006	Maint & Repair-Vehicles IS	324	600	600	37	250	600	600	600
364815	511900		Credit Card Acceptance Fees	11,893	13,000	13,000	9,826	10,000	13,000	13,000	13,000
364815	512102	36001	Copier Program	77	500	500	1,479	1,466	500	500	500
364815	512103	36001	Leases-PC's-ND	1,150	1,000	1,000	655	655	0	0	0
364815	512103	36002	Leases-PC's	0	1,000	1,000	655	655	0	0	0
364815	513100	36001	Fuel-ND	22,457	30,000	30,000	19,931	22,000	30,000	30,000	30,000
364815	513100	36002	Fuel-SD	6,362	8,000	8,000	5,043	7,500	8,000	8,000	8,000
364815	513100	36006	Fuel IS	627	1,750	1,750	364	500	2,750	2,750	2,750
364815	513300	36001	Supplies-ND	86,986	120,000	121,487	108,469	121,000	120,000	120,000	120,000
364815	513300	36002	Supplies-SD	33,457	16,500	16,500	16,480	16,500	16,500	16,500	16,500
364815	513301	36001	Supplies-Office-ND	8,390	8,000	8,000	8,371	8,000	8,000	8,000	8,000
364815	513301	36002	Supplies-Office-SD	1,016	1,250	1,250	832	1,000	1,250	1,250	1,250
364815	513301	36006	Supplies-Office IS	635	1,200	1,200	428	1,000	1,200	1,200	1,200
364815	513304	36001	Supplies-Electrical-ND	1,587	2,000	2,000	1,395	1,500	2,000	2,000	2,000
364815	513304	36002	Supplies-Electrical-SD	443	1,500	1,500	483	1,000	1,500	1,500	1,500
364815	513325	36001	Safety Equipment-ND	1,916	2,000	2,000	1,373	1,750	2,000	2,000	2,000
364815	513325	36002	Safety Equipment-SD	1,618	2,000	2,000	1,020	1,750	2,000	2,000	2,000
364815	513510	36001	Computers/Hardware	0	0	0	0	0	11,000	11,000	11,000
364815	513510	36002	Computers/Hardware	0	0	0	0	0	1,100	1,100	1,100
364815	513600	36001	Uniforms-ND	2,744	4,000	4,000	3,901	4,000	4,000	4,000	4,000

WATER FUND

<u>Org</u>	<u>Object</u>	<u>Project</u>	<u>Description</u>	<u>2019 Actual</u>	<u>2020 Orig Budg</u>	<u>2020 Rev Budg</u>	<u>2020 YTD Actual</u>	<u>2020 Projected</u>	<u>2021 Requested</u>	<u>2021 Managers</u>	<u>2021 Adopted</u>
364815	513600	36002	Uniforms-SD	1,686	1,500	1,500	1,020	1,500	1,500	1,500	1,500
364815	516100		Shop Overhead	28,914	36,679	36,679	36,679	36,679	39,148	37,603	37,603
364815	518004	36001	Distribution Lines-ND	231,468	72,000	198,085	179,607	198,000	72,000	72,000	72,000
364815	518004	36002	Distribution Lines-SD	21,967	25,000	27,350	16,283	24,000	25,000	25,000	25,000
364815	525000	36001	Training-ND	4,508	8,000	8,000	4,249	7,500	8,000	8,000	8,000
364815	525000	36002	Training-SD	1,698	2,500	2,500	254	1,000	2,500	2,500	2,500
364815	525000	36006	Training IS	1,372	2,000	2,000	489	1,500	2,000	2,000	2,000
364815	525100	36001	Travel-ND	4,400	8,000	8,000	652	1,500	8,000	8,000	8,000
364815	525100	36002	Travel-SD	1,261	2,500	2,500	608	1,000	2,500	2,500	2,500
364815	525100	36006	Travel IS	0	1,600	1,600	1,077	1,500	1,600	1,600	1,600
364815	525400	36001	Insurance & Bonds	160,335	175,752	175,752	175,752	175,752	185,113	185,034	185,034
364815	525400	36002	Insurance & Bonds	23,107	30,298	30,298	30,298	30,298	35,302	35,287	35,287
364815	525400	36006	Insurance & Bonds	632	649	649	649	649	1,035	1,034	1,034
364815	525500	36001	Public Awareness & Educ-ND	2,280	2,500	2,652	-1,950	2,650	2,500	2,500	2,500
364815	525500	36002	Public Awareness & Educ-SD	0	1,000	1,000	0	900	1,000	1,000	1,000
364815	525700	36001	Miscellaneous-ND	14,574	10,000	10,000	9,879	10,000	10,000	10,000	10,000
364815	525700	36002	Miscellaneous-SD	1,692	2,500	2,500	302	1,000	2,500	2,500	2,500
364815	525700	36006	Miscellaneous IS	1,889	3,500	3,500	2,132	1,500	3,500	3,500	3,500
364815	525701		Bank Fees	12,856	21,000	21,000	9,588	12,500	21,000	21,000	21,000
364815	537400		Capital Outlay	0	0	138	0	0	0	0	0
364815	537400	00414	Capital Outlay-Prime Mover	0	0	60,000	0	0	0	0	0
364815	537400	00415	Capital Outlay-Message Board	0	0	13,000	12,591	0	0	0	0
364815	537400	36001	Capital Outlay-ND	0	82,500	149,322	146,983	146,983	140,000	140,000	140,000
364815	537400	36006	Capital Outlay-IS	0	26,000	26,000	25,692	23,167	32,000	32,000	32,000
364815	539501		Depreciation E & R	0	673,200	673,200	0	0	575,515	608,687	608,687
364815	590138	38047	Tfr to Wtr Capital Prj	0	0	89,933	0	89,933	0	0	0
364817	500200		Salaries	348,181	345,345	349,469	278,712	307,785	348,124	348,124	348,124
364817	500300		FICA	25,495	26,419	26,734	20,323	22,500	26,632	26,632	26,632
364817	500400		Retirement	-2,206	31,149	31,521	25,201	27,790	35,578	35,578	35,578
364817	500500		Health Insurance	92,221	92,218	92,218	79,818	92,218	93,205	93,205	93,205
364817	500700		Retiree Health Insurance	15,637	604	604	604	604	609	609	609

WATER FUND

<u>Org</u>	<u>Object</u>	<u>Project</u>	<u>Description</u>	<u>2019 Actual</u>	<u>2020 Orig Budg</u>	<u>2020 Rev Budg</u>	<u>2020 YTD Actual</u>	<u>2020 Projected</u>	<u>2021 Requested</u>	<u>2021 Managers</u>	<u>2021 Adopted</u>
364817	500701		Retiree Medicare Supplemental	63,510	63,510	63,510	63,510	63,510	69,785	69,785	69,785
364817	500705		Retiree Health Pre-65	21,280	17,162	17,162	17,162	17,162	36,630	36,630	36,630
364817	500900		Longevity	7,471	8,210	8,210	8,214	8,210	4,739	4,739	4,739
364817	501000		Salary Adjustment-COLA	0	41,496	0	0	0	41,496	0	0
364817	501050		Salary Adjustment-Merit	0	43,225	0	0	0	43,225	0	0
364817	510915		Water Administration	-627,233	-683,550	-683,550	-683,550	-683,550	-714,513	-627,163	-627,163
364817	525400		Insurance & Bonds	14,494	14,212	14,212	14,212	14,212	11,867	11,861	11,861
364817	548504		DS Prin Rev WRB S09	0	700,000	700,000	700,000	700,000	0	0	0
364817	548505		DS Prin Rev WRB S11	0	570,000	570,000	570,000	570,000	595,000	595,000	595,000
364817	548506		DS Prin Rev WRB S17	0	60,000	60,000	60,000	60,000	755,000	755,000	755,000
364817	549504		DS Int Rev WRB S09	0	17,500	17,500	17,500	17,500	0	0	0
364817	549505		DS Int Rev WRB S11	0	53,788	53,788	53,788	53,788	25,288	25,288	25,288
364817	549506		DS Int Rev WRB S17	0	954,888	954,888	954,888	954,888	953,688	953,688	953,688
364818	549506		DS Int Rev WRB S17	955,591	17,500	17,500	0	17,500	0	0	0
364819	510700		Contracted Services	10,752	8,400	16,205	15,590	8,400	8,400	8,400	8,400
364819	510700	36008	Contracted Srvcs-Wastewater	57,685	45,000	48,910	48,905	45,000	70,000	70,000	70,000
364819	510900		Professional Services	1,750	1,750	1,750	1,569	1,750	1,750	1,750	1,750
364819	510900	36008	Professional Srvcs-Wastewater	0	1,200	1,200	1,115	1,200	800	800	800
364819	510941		OH per Cost Allocation Plan	10,664	11,899	11,899	11,899	11,899	17,621	17,621	17,621
364819	511100		Telephone & Postage	1,484	3,100	3,100	2,331	3,100	2,150	2,150	2,150
364819	511100	36008	Telephone & Postage-Wastewater	1,204	2,100	2,100	1,265	2,100	2,100	2,100	2,100
364819	511300		Utilities	10,604	10,000	10,000	8,265	10,000	10,000	10,000	10,000
364819	511300	36008	Utilities-Wastewater	16,918	14,000	14,000	11,724	14,000	14,000	14,000	14,000
364819	511501		Maint & Repair-Equipment	2,917	3,500	7,500	6,962	3,500	3,500	3,500	3,500
364819	511501	36008	M&R-Equipment-Wastewater	11,728	15,000	83,384	82,665	15,000	31,000	31,000	31,000
364819	511510		Maint & Repair-SCADA	600	800	800	227	800	800	800	800
364819	511510	36008	M&R-SCADA-Wastewater	0	2,500	2,500	2,384	2,500	2,500	2,500	2,500
364819	512102		Copier Program	0	100	100	4	100	100	100	100
364819	512103		Leases-PC's	575	500	500	327	500	0	0	0
364819	513100		Fuel	1,913	2,000	2,000	1,344	2,000	2,000	2,000	2,000
364819	513100	36008	Fuel-Wastewater	0	2,000	2,000	0	2,000	2,000	2,000	2,000

WATER FUND

<u>Org</u>	<u>Object</u>	<u>Project</u>	<u>Description</u>	<u>2019 Actual</u>	<u>2020 Orig Budg</u>	<u>2020 Rev Budg</u>	<u>2020 YTD Actual</u>	<u>2020 Projected</u>	<u>2021 Requested</u>	<u>2021 Managers</u>	<u>2021 Adopted</u>
364819	513300		Supplies	7,710	4,000	4,000	3,136	4,000	4,000	4,000	4,000
364819	513300	36008	Supplies-Wastewater	2,373	4,000	4,000	3,790	4,000	4,000	4,000	4,000
364819	513304		Supplies-Electrical	193	400	400	0	400	400	400	400
364819	513304	36008	Supplies-Electrical-Wastewater	459	1,800	1,800	1,182	1,800	1,800	1,800	1,800
364819	513305		Supplies-Lab	936	3,000	1,000	885	3,000	3,000	3,000	3,000
364819	513305	36008	Supplies-Lab-Wastewater	0	2,500	2,500	1,464	2,500	2,500	2,500	2,500
364819	513316		Treatment Chemical	2,756	1,250	1,250	1,062	1,250	2,200	2,200	2,200
364819	513316	36008	Treatment Chemical-Wastewater	2,857	3,000	3,000	2,333	3,000	3,000	3,000	3,000
364819	513325		Safety Equipment	231	400	400	347	400	400	400	400
364819	513325	36008	Safety Equipment-Wastewater	0	200	200	0	200	200	200	200
364819	513510		Computers/Hardware	0	0	0	0	0	2,200	2,200	2,200
364819	525000		Training	174	500	500	353	500	600	600	600
364819	525000	36008	Training-Wastewater	144	350	350	150	350	600	600	600
364819	525100		Travel	500	500	500	224	500	600	600	600
364819	525100	36008	Travel-Wastewater	250	250	250	0	250	600	600	600
364819	525400		Insurance & Bonds	7,158	8,055	8,055	8,055	8,055	9,165	9,161	9,161
364819	525400	36008	Insurance & Bonds-Wastewater	13,890	16,593	16,593	16,593	16,593	17,957	17,949	17,949
364819	525700		Miscellaneous	1,015	1,000	1,000	106	1,000	1,000	1,000	1,000
364819	525700	36008	Miscellaneous-Wastewater	353	500	500	377	500	500	500	500
364819	537400		Capital Outlay	0	6,000	0	0	6,000	0	0	0
364819	537400	36008	Capital Outlay	0	51,000	5,304	5,289	51,000	0	0	0
TOTAL EXPENDITURES				9,753,803	13,803,459	16,936,935	11,223,691	14,800,179	13,710,388	13,710,388	13,710,388

WATER CAPITAL RESERVE FUND

<u>Org</u>	<u>Object</u>	<u>Project</u>	<u>Description</u>	<u>2019 Actual</u>	<u>2020 Orig Budg</u>	<u>2020 Rev Budg</u>	<u>2020 YTD Actual</u>	<u>2020 Projected</u>	<u>2021 Requested</u>	<u>2021 Managers</u>	<u>2021 Adopted</u>
REVENUES											
373800	448321		System DevelopmentFees-North	-378,484	-284,928	-284,928	-291,895	-260,000	-250,000	-250,000	-250,000
373800	448322		SystemDevelopmentFees-RWS	-7,313	-26,106	-26,106	-23,248	-22,500	-20,000	-20,000	-20,000
373800	448323		SystemDevelopmentFees-Hatteras	-35,575	-56,032	-56,032	-60,123	-56,000	-50,000	-50,000	-50,000
373800	499900	38047	Appropriated Fund Bal	0	0	-410,067	0	0	0	0	0
TOTAL REVENUES				-421,372	-367,066	-777,133	-375,266	-338,500	-320,000	-320,000	-320,000
EXPENDITURES											
374820	539501		Extension & Replacement-SD	0	367,066	367,066	0	0	320,000	320,000	320,000
374820	590138	38047	Tfr to Wtr Capital Prj	0	0	410,067	410,067	410,067	0	0	0
TOTAL EXPENDITURES				0	367,066	777,133	410,067	410,067	320,000	320,000	320,000

INSURANCE FUND

<u>Org</u>	<u>Object</u>	<u>Project</u>	<u>Description</u>	2019 <u>Actual</u>	2020 <u>Orig Budg</u>	2020 <u>Rev Budg</u>	2020 <u>YTD Actual</u>	2020 <u>Projected</u>	2021 <u>Requested</u>	2021 <u>Managers</u>	2021 <u>Adopted</u>
REVENUES											
453880	445000		Employee Hlth-Internal Charges	-10,758,445	-10,819,413	-10,819,413	-9,873,360	-10,819,413	-10,850,951	-10,850,951	-10,850,951
453880	445001		Employee Health-CoPays	-883,196	-953,919	-953,919	-843,969	-917,625	-932,773	-932,773	-932,773
453880	445102		Pre65 Health-Internal Charges	-2,130,292	-2,093,073	-2,093,073	-2,093,073	-2,093,073	-2,095,176	-2,095,176	-2,095,176
453880	445103		Health-COBRA Charges	-14,094	0	0	-10,147	-11,070	0	0	0
453880	445104		Retiree Medicare-Internal Chgs	-946,500	-946,500	-946,500	-946,500	-946,500	-1,040,000	-1,040,000	-1,040,000
453880	445106		Retiree Health-CoPays	-30,589	-40,000	-40,000	-28,518	-30,000	-43,760	-43,760	-43,760
453880	445200		Dental Insurance Charges	-379,954	-400,000	-400,000	-381,824	-400,000	-410,000	-410,000	-410,000
453880	445400		PL & WC-Internal Charges	-2,685,384	-2,805,457	-2,805,457	-2,805,435	-2,805,457	-2,634,206	-2,633,080	-2,633,080
453880	445401		Insurance Recoveries	-262,849	-75,000	-75,000	-183,841	-200,000	-200,000	-200,000	-200,000
453880	445500		Vision Insurance Charges	-58,874	-60,000	-60,000	-58,153	-60,000	-62,500	-62,500	-62,500
453880	460100		Miscellaneous Revenue	-70,296	-10,000	-10,000	-18,018	-18,018	-10,000	-10,000	-10,000
453880	461100		NCACC RMP Discount	-55,916	0	0	-80,105	-80,105	0	0	0
453880	499900		Appropriated Fund Bal	0	0	-50,826	0	0	0	0	0
TOTAL REVENUES				-18,276,388	-18,203,362	-18,254,188	-17,322,943	-18,381,261	-18,279,366	-18,278,240	-18,278,240
EXPENDITURES											
454880	500701		Retiree Medicare Supplemental	954,892	946,500	946,500	1,053,608	946,500	1,040,000	1,040,000	1,040,000
454880	505000		Health Insurance	0	13,644,905	13,644,905	0	0	13,661,160	13,657,885	13,657,885
454880	505003		Health-Admin COBRA/Retirees	6,659	6,500	6,500	5,631	6,500	6,500	6,500	6,500
454880	505005		Health Plan - Benefit Payments	11,490,987	0	0	10,532,529	11,006,500	0	0	0
454880	505006		Health Plan - Admin Charges	337,483	0	0	350,284	350,900	0	0	0
454880	505007		Health Plan - Stop Loss Chrgs	1,545,935	0	0	1,644,096	1,647,200	0	0	0
454880	505008		Health Plan - Stop Loss Credit	-871,862	0	0	-476,164	-580,000	0	0	0
454880	505012		Health and Wellness Center	151,670	190,000	190,000	101,669	155,000	190,000	190,000	190,000
454880	505014		Employee Assistance Program	11,669	15,000	15,000	8,752	14,000	15,000	18,275	18,275
454880	505100		Dental Plan Insurance	397,474	400,000	400,000	409,666	400,000	410,000	410,000	410,000
454880	505200		Life Insurance	62,899	64,000	64,000	61,279	64,000	64,000	64,000	64,000
454880	505300		Vision Insurance	60,851	60,000	60,000	62,084	62,225	62,500	62,500	62,500
454880	505401		Property	676,447	703,505	703,505	651,769	641,769	795,638	795,638	795,638
454880	505402		General Liability Insurance	11,098	11,542	11,542	9,926	9,926	8,635	8,635	8,635
454880	505403		Auto Insurance	150,334	156,347	156,347	154,493	154,493	138,128	138,128	138,128
454880	505404		Empl Crime Blanket Insurance	968	1,007	1,007	968	968	968	968	968

INSURANCE FUND

<u>Org</u>	<u>Object</u>	<u>Project</u>	<u>Description</u>	<u>2019 Actual</u>	<u>2020 Orig Budg</u>	<u>2020 Rev Budg</u>	<u>2020 YTD Actual</u>	<u>2020 Projected</u>	<u>2021 Requested</u>	<u>2021 Managers</u>	<u>2021 Adopted</u>
454880	505405		Public Offical Bond Insurance	1,780	1,705	1,705	1,725	1,725	1,400	1,400	1,400
454880	505406		Excess Liability Insurance	73,567	76,510	76,510	74,677	74,677	80,159	80,159	80,159
454880	505410		Helicopter Insurance	103,185	156,280	156,280	107,916	107,916	113,312	113,312	113,312
454880	505411		EMS-Auto Insurance	39,154	44,157	44,157	49,168	49,988	45,861	45,861	45,861
454880	505412		EMS-Gen Liablity Insurance	14,881	15,922	15,922	16,704	16,704	17,539	17,539	17,539
454880	505413		EMS-Portable Equipment Insur	2,445	2,518	2,518	2,496	2,496	2,621	2,621	2,621
454880	505414		EMS-Errors & Omission's	16,327	16,375	16,375	17,072	17,072	17,926	17,926	17,926
454880	505415		EMS-Umbrella Comm Insurance	18,390	18,758	18,758	16,568	16,568	17,396	17,396	17,396
454880	505420		Public Health Liablity Insur	8,649	8,700	8,700	10,735	10,735	10,775	10,775	10,775
454880	505431		Flood Insurance	206,245	213,182	213,182	208,142	213,182	205,994	205,994	205,994
454880	505440		Leo/Public Offical Liab Insur	62,319	64,812	64,812	61,082	61,082	53,039	53,039	53,039
454880	505500		Worker's Compensation Insur	905,089	1,059,091	1,059,091	956,354	956,354	872,960	872,960	872,960
454880	505700		Miscellaneous Expense	12,650	25,000	25,000	11,716	25,000	25,000	25,000	25,000
454880	505800		Unemployment Self Insurance	21,187	36,000	36,000	14,922	14,923	30,000	30,000	30,000
454880	506000		Change In Claims IBNR	119,042	50,000	50,000	0	50,000	50,000	50,000	50,000
454880	511500		Repair & Replacement-Insurance	156,579	75,000	125,826	259,183	250,000	200,000	200,000	200,000
454880	515805		Fire Extinguishers & Srvc	0	15,000	18,500	15,372	15,267	15,000	15,000	15,000
454880	515850		Safety Equipment	6,395	10,000	6,500	1,930	6,000	10,000	10,000	10,000
454881	500200		Salaries	72,078	74,374	75,941	68,183	75,941	76,233	76,233	76,233
454881	500300		FICA	5,435	5,690	5,743	5,152	5,743	5,832	5,832	5,832
454881	500400		Retirement	5,687	6,709	6,770	6,171	6,770	7,791	7,791	7,791
454881	500500		Health Insurance	10,640	10,640	10,640	10,640	10,640	11,154	11,154	11,154
454881	500700		Retiree Health Insurance	129	130	130	130	130	133	133	133
454881	500900		Longevity	2,559	2,605	2,605	2,634	2,635	2,661	2,661	2,661
454881	501000		Salary Adjustment-COLA	0	893	0	0	0	0	0	0
454881	501050		Salary Adjustment-Merit	0	930	142	0	0	1,126	0	0
454881	511100		Telephone & Postage	24	100	100	85	100	100	100	100
454881	512103		Leases-PC's	302	500	500	327	328	350	350	350
454881	513300		Supplies	59	75	75	75	75	75	75	75
454881	513325		Safety Purchases	10,037	10,000	10,000	1,893	10,000	10,000	10,000	10,000
454881	525000		Training	345	400	400	50	350	400	400	400
454881	525100		Travel	1,413	2,000	2,000	36	500	2,000	2,000	2,000

INSURANCE FUND

<u>Org</u>	<u>Object</u>	<u>Project</u>	<u>Description</u>	2019 <u>Actual</u>	2020 <u>Orig Budg</u>	2020 <u>Rev Budg</u>	2020 <u>YTD Actual</u>	2020 <u>Projected</u>	2021 <u>Requested</u>	2021 <u>Managers</u>	2021 <u>Adopted</u>
TOTAL EXPENDITURES				16,864,095	18,203,362	18,254,188	16,491,727	16,882,882	18,279,366	18,278,240	18,278,240

FLEET MAINTENANCE FUND

<u>Org</u>	<u>Object</u>	<u>Project</u>	<u>Description</u>	<u>2019 Actual</u>	<u>2020 Orig Budg</u>	<u>2020 Rev Budg</u>	<u>2020 YTD Actual</u>	<u>2020 Projected</u>	<u>2021 Requested</u>	<u>2021 Managers</u>	<u>2021 Adopted</u>
REVENUES											
463885	444601		Overhead Charges	-1,351,518	-1,464,832	-1,464,832	-1,464,832	-1,464,832	-1,422,129	-1,365,945	-1,365,945
463885	460100		Miscellaneous Revenue	0	0	0	-700	0	0	0	0
463885	499900		Appropriated Fund Bal	0	-3,034	-3,034	0	-3,034	0	0	0
463886	444602		Fuel Reimbursements	-870,431	-1,882,950	-1,882,950	-622,365	-1,882,950	-1,882,950	-1,000,000	-1,000,000
463886	444603		Supplies & Parts Reimbursement	-560,167	-675,000	-675,000	-490,628	-675,000	-675,000	-675,000	-675,000
TOTAL REVENUES				-2,782,116	-4,025,816	-4,025,816	-2,578,525	-4,025,816	-3,980,079	-3,040,945	-3,040,945
EXPENDITURES											
464885	500200		Salaries	719,482	746,772	763,783	697,580	746,772	757,912	757,912	757,912
464885	500208		Salaries-On Call Pay	1,447	3,629	3,996	1,507	3,629	4,011	4,011	4,011
464885	500300		FICA	52,406	57,407	58,737	51,041	57,407	58,289	58,289	58,289
464885	500400		Retirement	-4,834	67,684	69,251	63,161	67,684	77,869	77,869	77,869
464885	500500		Health Insurance	238,433	256,913	256,913	247,473	256,913	261,896	261,896	261,896
464885	500700		Retiree Health Insurance	1,328	1,306	1,306	1,306	1,306	1,327	1,327	1,327
464885	500701		Retiree Medicare Supplemental	5,885	5,885	5,885	5,885	5,885	6,465	6,465	6,465
464885	500705		Retiree Health Pre-65	10,640	26,362	26,362	26,362	26,362	36,630	36,630	36,630
464885	500900		Longevity	20,603	21,120	21,120	21,727	21,120	19,852	19,852	19,852
464885	501000		Salary Adjustment-COLA	0	10,883	0	0	10,883	0	0	0
464885	501050		Salary Adjustment-Merit	0	10,448	1,056	0	10,448	11,170	0	0
464885	510800		Technical Support	2,153	2,750	2,750	1,428	2,750	2,750	2,750	2,750
464885	510802		Tyler SaaS Fees	3,913	4,110	4,110	4,030	4,110	4,155	4,155	4,155
464885	511100		Telephone & Postage	4,499	3,800	3,800	3,656	3,800	3,800	3,800	3,800
464885	511300		Utilities	14,482	15,000	15,000	12,220	15,000	15,000	15,000	15,000
464885	511501		Maint & Repair-Equipment	4,373	5,000	5,000	2,643	5,000	5,000	5,000	5,000
464885	511502		Maint & Repair-Building	1,232	2,000	2,000	825	2,000	2,000	2,000	2,000
464885	511503		Maint & Repair-Vehicles	14,194	4,000	8,500	7,892	4,000	4,000	4,000	4,000
464885	511516		Maint & Repair-Gasboy	5,877	5,550	9,050	7,404	5,550	5,550	5,550	5,550
464885	512102		Copier Program	217	400	400	378	400	400	400	400
464885	513100		Fuel	4,914	17,500	9,500	3,337	17,500	17,500	17,500	17,500
464885	513300		Supplies	16,446	24,000	19,571	15,126	15,206	24,000	24,000	24,000
464885	513600		Uniforms	8,561	6,000	6,000	1,855	6,000	6,000	6,000	6,000
464885	525000		Training	910	4,000	4,000	140	4,000	4,000	4,000	4,000

FLEET MAINTENANCE FUND

<u>Org</u>	<u>Object</u>	<u>Project</u>	<u>Description</u>	<u>2019 Actual</u>	<u>2020 Orig Budg</u>	<u>2020 Rev Budg</u>	<u>2020 YTD Actual</u>	<u>2020 Projected</u>	<u>2021 Requested</u>	<u>2021 Managers</u>	<u>2021 Adopted</u>
464885	525100		Travel	0	2,500	2,500	5	2,500	2,500	2,500	2,500
464885	525400		Insurance & Bonds	46,718	41,947	41,947	41,947	41,947	39,053	39,039	39,039
464885	537400		Capital Outlay	0	120,900	125,329	124,228	129,694	51,000	6,000	6,000
464886	516000		Fleet Maintenance Purchases	566,572	675,000	675,000	534,790	675,000	675,000	675,000	675,000
464886	516200		Fleet Fuel Purchases	861,338	1,882,950	1,882,950	630,178	1,882,950	1,882,950	1,000,000	1,000,000
TOTAL EXPENDITURES				2,601,788	4,025,816	4,025,816	2,508,123	4,025,816	3,980,079	3,040,945	3,040,945

Appendix B

Appendix B shows project authorizations and actual amounts for capital projects authorized by project ordinances.

WATER CAPITAL PROJECTS

Fund 38

Project Org.	Object No.	Project No.	Account Description	Project Authorization	Actual as of 4/30/2020
38044 Hatteras Wellfield					
383090	473600	38044	Transfer from Water	(250,000)	(250,000)
				Total Revenues	(250,000)
385811	710220	38044	ED Hydro Wellfield Design	250,000	157,925
				Total Expenditures	250,000
38045 NRO Effluent Header					
383090	473600	38045	Transfer from Water	(110,000)	(110,000)
				Total Revenues	(110,000)
385813	737209	38045	Reverse Osmosis Other	110,000	107,216
				Total Expenditures	110,000
38046 KH Pump Station Effluent Header					
383090	473600	38046	Transfer from Water	(170,000)	(170,000)
				Total Revenues	(170,000)
385815	737340	38046	DC Pump Stations	170,000	161,911
				Total Expenditures	170,000
38047 Automated Meter Reading System					
383090	473600	38047	Transfer from Water	(989,933)	(900,000)
383090	473700	38047	Transfer from Water Capital Reserve	(410,067)	(410,067)
				Total Revenues	(1,400,000)
385815	737235	38047	Other AMR System	1,400,000	1,323,076
				Total Expenditures	1,400,000
38048 Colington Road Waterline Relocation					
383090	427550	38048	NCDOT-Colington Rd WLR	(465,400)	-
				Total Revenues	(465,400)
385815	710302	38048	ED Line Relocation-Colington	465,400	280,805
				Total Expenditures	465,400
38049 Hatteras Wellfield Expansion					
383090	473600	38049	Transfer from Water	(2,000,000)	(2,000,000)
				Total Revenues	(2,000,000)
385811	737223	38049	Wells Reverse Osmosis	2,000,000	230,636
				Total Expenditures	2,000,000
38050 State Road 1206 Waterline Replacement					
383090	427550	38050	NCDOT Grant-St Rd 1206	(75,700)	(75,700)
				Total Revenues	(75,700)
385815	737000	38050	Construction-St Rd 1206	75,700	74,818
				Total Expenditures	75,700
38051 Colington Road Betterment NCDOT					
383090	473600	38051	Transfer from Water	(310,045)	(310,045)
				Total Revenues	(310,045)
385815	737010	38051	Construction	310,045	-
				Total Expenditures	310,045

38052 NRO Plant Expansion					
383090	473600	38052	Transfer from Water	(2,500,000)	-
			Total Revenues	(2,500,000)	-
385813	737201	38052	Reverse Osmosis Equipment	2,500,000	17,480
			Total Expenditures	2,500,000	17,480
38053 Hatteras Anion Media Replacement					
383090	473600	38053	Transfer from Water	(120,000)	-
			Total Revenues	(120,000)	-
385811	737211	38053	Other Treatment	120,000	120,000
			Total Expenditures	120,000	120,000
Total Water Capital Projects					
			Total Revenues	(7,401,145)	(4,225,812)
			Total Expenditures	7,401,145	2,473,867
			Grant Total	-	(1,751,945)

CAPITAL PROJECTS

Fund 61

Project Org.	Object No.	Project No.	Account Description	Project Authorization	Actual as of 4/30/2020
613040	450100		Interest Income	-	(591)
613090	491100		Trnf frm Capital Investment Fund	-	(1,166,504)
Total Revenues				-	(1,167,095)
00058 Roanoke Trails Project					
613025	425050	00058	Grant Proceeds	(351,407)	(351,408)
613025	422076	00058	Meekins Charitable Trust	(26,000)	(26,000)
Total Revenues				(377,407)	(377,408)
615640	510751	00058	Roanoke Trails Project	377,407	372,742
Total Expenditures				377,407	372,742
00604 Dredging-Local Costs					
613090	491000	00604	Transfer from General Fund	(120,000)	(120,000)
Total Revenues				(120,000)	(120,000)
615570	559900	00604	Dredging-Local Costs	120,000	100,772
Total Expenditures				120,000	100,772
00762 Dare SWCD Stream Debris Removal					
613025	422020	00762	SWC-Stream Debris Removal	(227,869)	(44,000)
Total Revenues				(227,869)	(44,000)
615570	710805	00762	Professional Svcs-Debris Rmvl	227,869	44,000
Total Expenditures				227,869	44,000
00765 Manteo Channel Dredging Project					
613025	427013	00765	NCDEQ Grant-Manteo Channel	(1,919,000)	(1,919,000)
Total Revenues				(1,919,000)	(1,919,000)
615570	559900	00765	Dredging-Manteo Channel	1,919,000	153,235
Total Expenditures				1,919,000	153,235
60062 E911 RECC EOC					
613090	492712	60062	Trnf frm Capital Reserve	(50,147)	(50,147)
613527	422015	60062	E911 Board Grant Proceeds	(7,002,795)	(7,002,795)
613527	492100	60062	Transfer frm E911-OH	(526,076)	(526,076)
613527	492700	60062	Trnf frm Capital Reserve	(810,205)	(810,205)
Total Revenues				(8,389,223)	(8,389,223)
615527	710900	60062	Architect	360,478	373,225
615527	717000	60062	Financing Costs of Issuance	162,141	154,058
615527	737001	60062	Estimate of Sales Tax Reimbrst	(59,574)	(70,867)
615527	737500	60062	Building Construction	5,123,855	5,180,353
615527	737509	60062	Other Costs	283,410	279,175
615527	737523	60062	Implementation Services	360,000	356,814
615527	737524	60062	Technology	3,060,343	3,138,948
615527	750000	60062	Contingency	66,058	-
615542	710900	60062	Architect	325,815	330,972
615542	737001	60062	Estimate of Sales Tax Reimbrst	(52,830)	(62,844)
615542	737500	60062	Building Construction	4,543,795	4,604,380

615542	737509	60062	Other Costs	251,325	293,675
615542	737524	60062	Technology	793,860	699,366
615542	750000	60062	Contingency	58,579	-
Total Expenditures				15,277,255	15,277,255
60245 Computer Aided Mass Appraisal System					
613090	492726	60245	Trf From Capital Reserve 2006	(390,000)	(390,000)
Total Revenues				(390,000)	(390,000)
615451	737419	60245	FY06 CIP-Appraisal System	390,000	372,341
Total Expenditures				390,000	372,341
60274 Rodanthe Land & Beach Access					
613025	427013	60274	NCDENR-Rodanthe Beach Access	(130,000)	(102,101)
613050	447550	60274	DCTB Grant-Rodanthe Beach Acce	(350,000)	(350,000)
613090	470100	60274	Proceeds LP-Rodanthe Beach Acc	(403,853)	(403,853)
Total Revenues				(883,853)	(855,954)
615490	737620	60274	Improvements-Rodanthe Beach Ac	883,853	808,730
Total Expenditures				883,853	808,730
60278 C&D Cell #5					
613090	492735	60278	Trnsfr frm Cap Res FY2015 CIP	(349,557)	(349,557)
Total Revenues				(349,557)	(349,557)
615730	737432	60278	FY 2015 CIP Project	349,557	299,331
Total Expenditures				349,557	299,331
60280 Outer Banks National Scenic Byway					
613050	465030	60280	Donations-OBNSB (Maintenance)	(23,687)	(23,688)
Total Revenues				(23,687)	(23,688)
615661	737630	60280	Maintenance-OBScenicByway	23,687	3,304
Total Expenditures				23,687	3,304
60285 EMS Helicopter (98718 12C LOB)					
613090	470100	60285	Proceeds Lease Purchases	(21,485)	(21,485)
613090	471700	60285	Trade-in of fixed asset	(657,707)	(457,143)
613090	492731	60285	Trnsfr frm Cap Res FY2011 CIP	(1,885)	(1,885)
613090	492735	60285	Trnsfr frm Cap Res FY2015 CIP	(140,430)	(140,430)
613090	492736	60285	Trnsfr frm Cap Res FY2016 CIP	(132,167)	(132,167)
613090	492737	60285	Trnsfr frm Cap Res FY2017 CIP	(18,311)	(18,311)
Total Revenues				(971,985)	(771,421)
615535	737426	60285	FY 2013 CIP Projects	9,263,800	9,260,785
Total Expenditures				9,263,800	9,260,785
60286 Cardiac Monitor System (98718 12C LOB)					
615531	737426	60286	FY 2013 CIP Projects	1,099,973	1,099,973
Total Expenditures				1,099,973	1,099,973
60287 OBNSB Interpretive Project					
613025	427550	60287	NCDOT-Interpretive (S-5502)	(212,000)	(69,975)
613050	440200	60287	Cost Shr-Interpretive (S-5502)	(26,500)	(26,500)
613050	447550	60287	DCTB-Interpretive (S-5502)	(26,500)	-
Total Revenues				(265,000)	(96,475)
615661	737000	60287	Constr-Interpretive (S-5502)	265,000	140,337
Total Expenditures				265,000	140,337

60301 EMS Power Stretchers					
613090	492736	60301	Trnsfr frm Cap Res FY2016 CIP	(57,184)	(57,184)
				Total Revenues	(57,184)
615531	737433	60301	FY 2016 CIP Project	57,184	57,184
				Total Expenditures	57,184
60308 Jail HVAC Units					
613090	492738	60308	Trnsfr frm Cap Res FY2018 CIP	(107,000)	(107,000)
613090	492739	60308	Trnsfr frm Cap Res FY2019 CIP	(80,500)	(80,500)
				Total Revenues	(187,500)
615520	737435	60308	FY2018 CIP Project	107,000	84,386
615520	737436	60308	FY2019 CIP Project	80,500	74,711
				Total Expenditures	187,500
60309 PW Roll-off Trucks (98724)					
615715	737434	60309	FY 2017 CIP Project	128,750	128,078
615737	737434	60309	FY 2017 CIP Project	159,650	158,300
				Total Expenditures	288,400
60310 B&G Projects					
613090	492737	60310	Trnsfr frm Cap Res FY2017 CIP	(131,831)	(131,831)
613090	492738	60310	Trnsfr frm Cap Res FY2018 CIP	(63,000)	(63,000)
613090	492739	60310	Trnsfr frm Cap Res FY2019 CIP	(125,950)	(125,950)
				Total Revenues	(320,781)
615470	737434	60310	FY 2017 CIP Project	131,831	120,605
615470	737435	60310	FY2018 CIP Project	63,000	61,731
615470	737436	60310	FY2019 CIP Project	125,950	116,048
				Total Expenditures	320,781
60313 EMS Portable Radios					
613090	492737	60313	Trnsfr frm Cap Res FY2017 CIP	(101,530)	(101,530)
				Total Revenues	(101,530)
615531	737434	60313	FY 2017 CIP Project	101,530	98,725
615531	737436	60313	FY2019 CIP Project	124,768	116,563
				Total Expenditures	226,298
60314 EMS Reg Compliance Equipment					
613090	492737	60314	Trnsfr frm Cap Res FY2017 CIP	(134,850)	(134,850)
				Total Revenues	(134,850)
615531	737434	60314	FY 2017 CIP Project	134,850	129,422
				Total Expenditures	134,850
60315 EMS Suction Infusion Pumps					
613090	492737	60315	Trnsfr frm Cap Res FY2017 CIP	(54,000)	(54,000)
613090	492738	60315	Trnsfr frm Cap Res FY2018 CIP	(54,000)	(54,000)
				Total Revenues	(108,000)
615531	737434	60315	FY 2017 CIP Project	54,000	52,228
615531	737435	60315	FY2018 CIP Project	54,000	-
				Total Expenditures	108,000
60316 Courthouse HVAC (98725)					
615529	737434	60316	FY 2017 CIP Project	935,614	935,614
				Total Expenditures	935,614

60317 COA Renovations					
613090	492739	60317	Trnsfr frm Cap Res FY2019 CIP	(96,250)	(96,250)
			Total Revenues	(96,250)	(96,250)
615676	737436	60317	FY2019 CIP Project	96,250	94,880
			Total Expenditures	96,250	94,880
60318 Voting Machines					
613090	492738	60318	Trnsfr frm Cap Res FY2018 CIP	(233,460)	(233,460)
			Total Revenues	(233,460)	(233,460)
615430	737435	60318	FY2018 CIP Project	233,460	137,292
			Total Expenditures	233,460	137,292
60319 Oblique Aerial Photography					
613090	492738	60319	Trnsfr frm Cap Res FY2018 CIP	(170,094)	(170,094)
			Total Revenues	(170,094)	(170,094)
615451	737435	60319	FY2018 CIP Project	170,094	156,694
			Total Expenditures	170,094	156,694
60320 Salvo Community Cemeter					
613025	425050	60320	NCDEQ Grant-Salvo Cemetery	(162,000)	(111,185)
			Total Revenues	(162,000)	(111,185)
615542	737620	60320	Improvements-Salvo Cemetery	162,000	109,651
			Total Expenditures	162,000	109,651
60321 Beach Nourishment-Duck					
613025	422281	60321	Town Contribution-Duck	(7,144,022)	(7,170,637)
			Total Revenues	(7,144,022)	(7,170,637)
615580	592200	60321	Design Permit Other-Duck	861,666	591,575
615580	737010	60321	Construction-BN-Duck	12,927,069	12,449,096
615580	737012	60321	Construction Mgmt-BN-Duck	165,053	151,934
615580	737013	60321	Constr-BN-Turtle Monitor-Duck	273,913	338,173
			Total Expenditures	14,227,701	13,530,778
60323 Beach Nourishment-Kill Devil Hills					
613025	422283	60323	Town Contribution-KDH	(5,130,049)	(5,111,639)
			Total Revenues	(5,130,049)	(5,111,639)
615580	592200	60323	Design Permit Other-KDH	623,281	623,281
615580	737010	60323	Construction-BN-KDH	8,110,605	8,066,965
615580	737012	60323	Construction Mgmt-BN-KDH	124,062	118,858
615580	737013	60323	Constr-BN-Turtle Monitor-KDH	181,220	142,576
			Total Expenditures	9,039,168	8,951,680
60324 Beach Nourishment-Kitty Hawk					
613025	422284	60324	Town Contribution-KH	(10,306,432)	(10,242,297)
			Total Revenues	(10,306,432)	(10,242,297)
615580	592200	60324	Design Permit Other-KH	1,034,010	624,108
615580	737010	60324	Construction-BN-KH	17,490,045	17,490,045
615580	737011	60324	Construction-BN-Sandfencing-KH	76,000	76,680
615580	737012	60324	Construction Mgmt-BN-KH	234,288	254,897
615580	737013	60324	Constr-BN-Turtle Monitor-KH	402,967	311,490
			Total Expenditures	19,237,310	18,757,220
60325 Buxton Beach Nourishment					
615580	737010	60325	Construction-BN-Buxton	24,186,825	23,681,288
			Total Expenditures	24,186,825	23,681,288

60326 Beach Nourishment-Southern Shores					
613025	422286	60326	Town Contribution-SS	(447,098)	(439,600)
				Total Revenues	(447,098)
615580	737010	60326	Construction-BN-SS	861,000	861,000
615580	737012	60326	Construction Mgmt-BN-SS	10,445	9,658
615580	737013	60326	Constr-BN-Turtle Monitor-SS	22,750	18,390
				Total Expenditures	894,195
60327 2019 Nags Head Beach Nourishment					
615580	537610	60327	Beach Nourishment-NH	248,923	-
615580	737010	60327	Construction-BN-NH	9,573,356	9,573,356
				Total Expenditures	9,822,279
60329 2021 Buxton Beach Nourishment					
615580	737105	60329	Beach Nourishment-Buxton	1,989,617	72,764
				Total Expenditures	1,989,617
60330 PW Skid Mounted Boom Units					
613090	492738	60330	Trnsfr frm Cap Res FY2018 CIP	(78,500)	(78,500)
				Total Revenues	(78,500)
615717	737435	60330	FY2018 CIP Project	78,500	74,622
				Total Expenditures	78,500
60331 EMS Facilities					
613090	491100	60331	Transfer from Capital Investment Fund	(100,000)	-
613090	492738	60331	Trnsfr frm Cap Res FY2018 CIP	(167,000)	(167,000)
613090	492739	60331	Trnsfr frm Cap Res FY2019 CIP	(100,000)	(100,000)
				Total Revenues	(367,000)
615531	737435	60331	FY2018 CIP Project	167,000	160,959
615531	737436	60331	FY2019 CIP Project	100,000	37,167
615531	737437	60331	FY2020 CIP Project	100,000	10,257
				Total Expenditures	367,000
60332 College of the Albemarle					
615676	710900	60332	Architectural	937,969	168,834
615676	710911	60332	Construction Testing	150,000	-
615676	710912	60332	Architect Expenses	10,000	-
615676	737002	60332	Owner Costs	80,500	5,051
615676	737008	60332	Demolition & Abatement	400,000	-
615676	737500	60332	Preconstruction Services	109,089	-
615676	737526	60332	On-site Fiber Optic Line	15,845	-
				Total Expenditures	1,703,403
60333 LE & EM Portable Radios					
615510	737436	60333	FY2019 CIP Project	812,870	810,670
615542	737436	60333	FY2019 CIP Project	87,723	87,723
				Total Expenditures	900,593
60334 Skid Boom & Roll-off Truck					
615717	737436	60334	FY2019 CIP Project	241,250	227,450
				Total Expenditures	241,250

60335 Vsan Servers					
613090	492739	60335	Trnsfr frm Cap Res FY2019 CIP	(275,000)	(275,000)
			Total Revenues	(275,000)	(275,000)
615445	737436	60335	FY2019 CIP Project	275,000	269,696
			Total Expenditures	275,000	269,696
60336 Courthouse AV Systems					
613090	492739	60336	Trnsfr frm Cap Res FY2019 CIP	(150,000)	(150,000)
			Total Revenues	(150,000)	(150,000)
615445	737436	60336	FY2019 CIP Project	150,000	141,114
			Total Expenditures	150,000	141,114
60337 DHHS Facilities Study					
613090	492739	60337	Trnsfr frm Cap Res FY2019 CIP	(50,000)	(50,000)
			Total Revenues	(50,000)	(50,000)
615620		60337	Architectural	492,991	347,178
615620		60337	Construction Testing	20,000	-
615620		60337	Architect Expenses	5,000	-
615620		60337	Owner Costs	25,000	505
615620		60337	FY2019 CIP Project	50,000	35,000
615620		60337	Preconstruction Services	41,465	24,100
			Total Expenditures	634,456	406,783
60338 Old Admin & Manteo Library Demos					
613090	491100	60338	Trnsfr frm Capital Investment Fund	(163,004)	-
613090	492739	60338	Trnsfr frm Cap Res FY2019 CIP	(178,244)	(178,244)
			Total Revenues	(341,248)	(178,244)
615470	737436	60338	FY2019 CIP Project	178,244	178,244
615470	437437	60338	FY2020 CIP Project	163,004	154,914
			Total Expenditures	341,248	333,158
60339 Animal Shelter					
615550	710900	60339	Architect Design	230,980	177,754
615550	710911	60339	Architect Construction Testing	14,800	4,100
615550	710912	60339	Architect Additional Services	14,760	10,360
615550	735400	60339	Builders Risk	15,000	-
615550	737002	60339	Owner Costs	25,000	10,029
615550	737003	60339	Landscaping	10,000	-
615550	737406	60339	Furniture, Fixtures, & Equipment	206,023	-
615550	737409	60339	Network Wiring	20,086	-
615550	737451	60339	Sign	7,500	-
615550	737454	60339	Card Readers & Security	15,000	-
615550	737501	60339	Permits & Other	10,000	-
615550	737517	60339	Utilities Connections	30,000	-
615550	737520	60339	Guaranteed Maximum Price	5,872,839	13,825
615550	737570	60339	Fiber to Building	15,000	-
615550	750000	60339	Owner Contingency	110,000	-
			Total Expenditures	6,596,988	216,068
60340 Manteo Property					
615490	737006	60340	Renovations	69,621	67,037
615490	737101	60340	Land & Building Purchase	712,338	712,337
			Total Expenditures	781,959	779,374

60341 Buxton Property					
615490	737101	60341	Land & Building Purchase	320,043	320,043
				Total Expenditures	320,043
60342 EMS Moblie Data Computers					
615531	737437	60342	FY2020 CIP Project	365,200	65,602
				Total Expenditures	365,200
60343 Detention Center Sewer					
613090	491100	60343	Trnsfr frm Capital Investment Fund	(276,000)	-
				Total Revenues	(276,000)
615520	737437	60343	FY2020 CIP Project	276,000	-
				Total Expenditures	276,000
60344 EMS Cardiac Monitors & Equipment					
615531	737437	60344	FY2020 CIP Project	1,133,116	1,120,350
				Total Expenditures	1,133,116
60345 Detention Center Camera System					
613090	491100	60345	Trnsfr frm Capital Investment Fund	(250,000)	-
				Total Revenues	(250,000)
615520	737437	60345	FY2020 CIP Project	250,000	-
				Total Expenditures	250,000
60346 Information Technology Remote Support					
613090	491100	60346	Trnsfr frm Capital Investment Fund	(55,000)	-
				Total Revenues	(55,000)
615445	737437	60346	FY2020 CIP Project	55,000	47,399
				Total Expenditures	55,000
60347 Building Security					
613090	491100	60347	Trnsfr frm Capital Investment Fund	(150,000)	-
				Total Revenues	(150,000)
615470	737437	60347	FY2020 CIP Project	150,000	-
				Total Expenditures	150,000
60348 Roof Replacements					
613090	491100	60348	Trnsfr frm Capital Investment Fund	(32,000)	-
				Total Revenues	(32,000)
615470	737437	60348	FY2020 CIP Project	32,000	24,598
				Total Expenditures	32,000
60349 HVAC Replacements					
613090	491100	60349	Trnsfr frm Capital Investment Fund	(140,500)	-
				Total Revenues	(140,500)
615470	737437	60349	FY2020 CIP Project	140,500	13,378
				Total Expenditures	140,500
70058 Hazard Mitigation Grant Program					
613542	422015	70058	Grant Proceeds-HMGP Irene	(2,550,860)	(2,037,970)
				Total Revenues	(2,550,860)
615542	560400	70058	Prj Cost-Elev Homes-HMGP Irene	2,275,460	1,934,816
615542	725700	70058	Legal Admin & Misc-HMGP Irene	275,400	5,905
				Total Expenditures	2,550,860

98718 S2012C LOBs (60285 & 60286)					
613040	450100	98718	Interest Income	(3,126)	(3,127)
613090	470315	98718	LOBs Proceeds S2012C	(9,225,000)	(9,225,000)
613090	471005	98718	Reoffering Premium	(261,197)	(261,196)
				Total Revenues	(9,489,323)
615535	717100	98718	Financing Underwrtr Discount	66,330	66,330
615535	545300	98718	Costs of Issuance	31,205	31,205
				Total Expenditures	97,535
98721 S2016A LOBs RECC/EOC Refunding					
613090	450100	98721	Interest Income	(49,846)	(49,846)
613090	470317	98721	LOBs Proceeds S2016A	(6,295,000)	(6,295,000)
613090	471005	98721	Reoffering Premium	(543,186)	(543,186)
				Total Revenues	(6,888,032)
98722 S2016B LOBs Buxton Beach Nourishment					
613090	450100	98722	Interest Income	-	(221,824)
613090	470200	98722	Proceeds Installment Financing	(24,355,000)	(24,355,000)
				Total Revenues	(24,355,000)
615580	545300	98722	Costs of Issuance	168,175	164,039
				Total Expenditures	168,175
98723 Beach Nourishment-Towns					
613090	450100	98723	Interest Income	-	(54,807)
613090	470318	98723	Debt Proceeds-County	(10,045,000)	(10,045,000)
613090	492200	98723	Transfer frm Bch Nrshmnt Fund	(10,447,097)	(10,447,097)
				Total Revenues	(20,492,097)
615580	545300	98723	Costs of Issuance	121,324	108,755
615580	592200	98723	Trf to Beach Nourishment	-	1,297,596
				Total Expenditures	121,324
98724 FY17 IF for PW Trucks (60309)					
613090	470100	98724	Proceeds Lease Purchases	(288,400)	(288,400)
				Total Revenues	(288,400)
98725 FY17 IF for Court HVAC (60316)					
613090	470200	98725	Proceeds Installment Financing	(940,614)	(940,614)
				Total Revenues	(940,614)
615529	545300	98725	Costs of Issuance	5,000	5,000
				Total Expenditures	5,000
98726 S20 LOBs FY19 CIP					
613090	470318	98726	Debt Proceeds-County	(11,485,165)	-
				Total Revenues	(11,485,165)
98727 FY18 S2018 LOBs					
613090	450100	98727	Interest Income	-	(249,725)
613090	470200	98727	Proceeds S2018 LOBs	(9,948,923)	(9,700,000)
				Total Revenues	(9,948,923)
615580	545300	98727	Costs of Issuance	126,644	117,144
				Total Expenditures	126,644
98728 FY19 IF for CIP					
613090	470100	98728	Proceeds Lease Purchases	(1,266,611)	(1,266,611)
				Total Revenues	(1,266,611)

98729 S21 LOBs Buxton BN						
613090	470200	98729	Proceeds S2021 LOBs	(1,989,617)	-	
				Total Revenues	(1,989,617)	-
Total Capital Projects						
				Total Revenues	(130,376,721)	(115,971,974)
				Total Expenditures	130,376,721	115,072,136
				Grant Total	-	(899,838)

SCHOOL CAPITAL PROJECTS

Fund 63

Project Org.	Object No.	Project No.	Account Description	Project Authorization	Actual as of 4/30/2020
98420 DCS Local Capital Outlay FY2020					
633090	491100	98420	Trnf frm Capital Investment Fund	(715,000)	(715,000)
			Total Revenues	(715,000)	(715,000)
635675	737437	98420	FY2020 CIP Project	715,000	715,000
			Total Expenditures	715,000	715,000
98429 DCS CIP FY2019					
633090	492700	98429	Trnf frm Capital Reserve	(1,145,000)	(1,145,000)
			Total Revenues	(1,145,000)	(1,145,000)
635675	737436	98429	FY2019 CIP Project	1,145,000	1,057,370
			Total Expenditures	1,145,000	1,057,370
98430 DCS CIP FY2020					
633090	491100	98430	Trnf frm Capital Investment Fund	(1,275,000)	(1,275,000)
			Total Revenues	(1,275,000)	(1,275,000)
635675	737437	98430	FY2020 CIP Project	1,275,000	39,078
			Total Expenditures	1,275,000	39,078
98657 DCS CIP CHSS Chiller FY2016					
635675	737433	98657	FY 2016 CIP Project	682,000	676,851
			Total Expenditures	682,000	676,851
98658 DCS CIP MHS FY2018					
635675	737435	98658	FY2018 CIP Project	614,021	448,509
			Total Expenditures	614,021	448,509
98659 DCS Damages-Hurricane Dorian FY2019					
633025	422225	98659	State & Federal Aid-FEMA	(30,000)	-
633090	445401	98659	Insurance Recoveries	(3,210,000)	-
			Total Revenues	(3,240,000)	-
635675	737000	98659	Construction	40,000	-
635675	737110	98659	Construction-Cash	3,200,000	1,196,951
			Total Expenditures	3,240,000	1,196,951
98722 S2016B LOBs Chiller FY2016					
633090	470200	98722	Proceeds Installment Financing	(690,000)	(690,000)
			Total Revenues	(690,000)	(690,000)
635675	545300	98722	Costs of Issuance	8,000	8,000
			Total Expenditures	8,000	8,000
98727 FY2018 S2018 LOBs					
633090	470200	98727	Proceeds Installment Financing	(595,000)	(595,000)
633675	450100	98727	Interest Income	(24,021)	(24,530)
			Total Revenues	(619,021)	(619,530)
635675	545300	98727	Costs of Issuance	5,000	5,000
			Total Expenditures	5,000	5,000

Total School Capital Projects

Total Revenues	(7,684,021)	(4,444,530)
Total Expenditures	7,684,021	4,146,759
Grant Total	-	<u>(297,771)</u>

End of document